

Magic Remote Manual

How to register (pair) the Magic Remote

To use the Magic Remote, first pair it with your TV.

1. Put batteries into the Magic Remote and turn the TV on.

2. Point the Magic Remote at your TV and press the 


Wheel (OK) on the remote control.

- If the TV fails to register the Magic Remote, try again after turning the TV off and back on.





How to deregister (unpair) the Magic Remote

Press and hold the  (HOME) and  buttons at the

same time for five seconds, to unpair the Magic Remote with your TV.

- Press and hold the  button for more than 5 seconds to disconnect and re-register the Magic Remote at the same time.

How to use the pointer

- press  (INPUT),  (HOME), or  (Q. Settings) buttons to make the pointer appear on the screen. (In some TV models, the pointer will appear when you turn the  Wheel (OK) button.)
- If the pointer is not responding smoothly, you can reset the pointer by moving it to the edge of the screen.
- The Magic Remote depletes batteries faster than a normal remote due to the additional features.

This remote takes AA batteries only

FCC Warning:

This equipment has been tested and found to comply with the limits for a Class B digital device, pursuant to part 15 of the FCC Rules. These limits are designed to provide reasonable protection against harmful interference in a residential installation. This equipment generates, uses and can radiate radio frequency energy and, if not installed and used in accordance with the instructions, may cause harmful interference to radio communications. However, there is no guarantee that interference will not occur in a particular installation. If this equipment does cause harmful interference to radio or television reception, which can be determined by turning the equipment off and on, the user is encouraged to try to correct the interference by one or more of the following measures:

- Reorient or relocate the receiving antenna.
- Increase the separation between the equipment and receiver.
- Connect the equipment into an outlet on a circuit different from that to which the receiver is connected.
- Consult the dealer or an experienced radio/TV technician for help.

Caution: Any changes or modifications to this device not explicitly approved by manufacturer could void your authority to operate this equipment.

This device complies with part 15 of the FCC Rules. Operation is subject to the following two conditions:

(1) This device may not cause harmful interference, and (2) this device must accept any interference received, including interference that may cause undesired operation.

This equipment complies with FCC radiation exposure limits set forth for an uncontrolled environment. This equipment should be installed and operated with minimum distance 0cm between the radiator and your body.