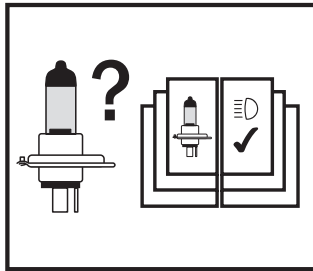
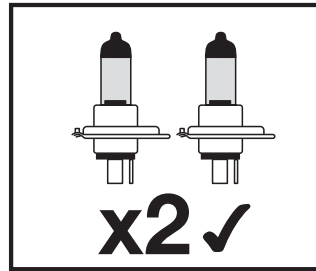


AUTOMOTIVE BULB INSTRUCTIONS

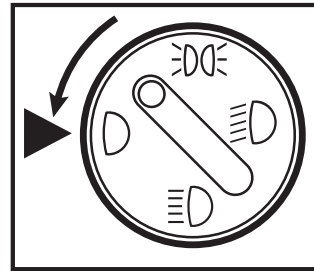
When fitting a replacement bulb, whether it be a headlamp bulb or an auxiliary bulb, certain precautionary steps need to be followed.



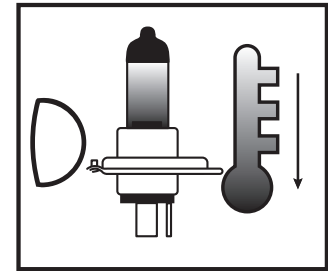
Step 1
Refer to the vehicle handbook




Step 2
Always fit in pairs



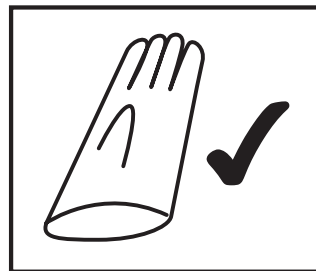
Step 3
Turn lights off




Step 4
Allow the bulb cool down



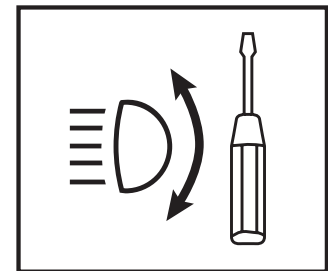
Step 5
Don't handle the glass



Step 6
Wear gloves



Step 7
Wear goggles



Step 8
Realign headlights after fitting



Lead-free.



Safe for use in plastic headlamps.



E approved.



Not for use in the home. Vehicle use only.