

VEVOR[®]

TOUGH TOOLS, HALF PRICE

Technical Support and E-Warranty Certificate

www.vevor.com/support

Electrical Enclosure Product Description

**Model:SP-CAG-203018 / SP-CAG-253515
SP-CAG-334318 / SP-CAG-435320**

We continue to be committed to provide you tools with competitive price. "Save Half", "Half Price" or any other similar expressions used by us only represents an estimate of savings you might benefit from buying certain tools with us compared to the major top brands and does not necessarily mean to cover all categories of tools offered by us. You are kindly reminded to verify carefully when you are placing an order with us if you are actually saving half in comparison with the top major brands.

VEVOR[®]

TOUGH TOOLS, HALF PRICE

Electrical Enclosure



NEED HELP? CONTACT US!

Have product questions? Need technical support? Please feel free to contact us:

Technical Support and E-Warranty Certificate
www.vevor.com/support

This is the original instruction, please read all manual instructions carefully before operating. VEVOR reserves a clear interpretation of our user manual. The appearance of the product shall be subject to the product you received. Please forgive us that we won't inform you again if there are any technology or software updates on our product.



Warning-To reduce the risk of injury, user must read instructions manual carefully.

FEATURES OF PRODUCTS

CAG series is a new type of electric plastic box, it is made of Acrylonitrile Butadiene Styrene(ABS)plastic, waterproof grade to IP67, impact resistance to IK08 level. The characteristic of the CHIMEI brand D190 ABS polylac is high strength,excellent impact resistance,good toughness,easy to process and shape,etc.so that it achieves a high resistance and mechanical stiffness (IK08).Compared with the metal box, the CAG series is only 1/4 of the weight of the metal box, and is more suitable for corrosion and humid environment and other advantages.

SPECIFICATION DATA

Name	Electric Plastic Enclosure			
Model	SP-CAG-203018	SP-CAG-253515	SP-CAG-334318	SP-CAG-435320
Door Type	Grey Door	Grey Door	Grey Door	Grey Door
External Size (L*W*H)mm	300*200*180	350*250*150	430*330*180	530*430*200
Internal Size (L*W*H)mm	268*168*156	318*218*126	384*284*160	483*383*181
Wall Mounting Distance A1 (L*W)mm	244*200	294*250	358*314	458*414
Wall Mounting Distance A2 (L*W)mm	300*144	350*194	414*258	514*358
Material	ABS Polylac			
IP Level	IP67			
IK Level	IK08			
Temperature Range	-40°C to +120°C			
Package Size	360*250*250mm (L*W*H)	410*300*220mm (L*W*H)	490*380*250mm (L*W*H)	590*480*260mm (L*W*H)
Gross Weight	2.00kg	3.00kg	4.30kg	6.40kg
Net Weight	1.50kg	2.20kg	3.20kg	5.00kg
Accessories	1. stainless steel wall mounting parts:4pcs with screws; 2.NPT 3/8" & 1/2" black plastic cable gland,each for 1pcs;			

INSTALLATION STEPS

1. About Mounting Plate Installation

(1) put mounting plate into the enclosure, align each corners mounting holes.

(2) Adopts matched tapping screws fix the mounting plate into the enclosure. See Figure 1.

Adopts screws, you can fix din rail or other electric parts on the plastic mounting plate.



Figure1

2. About Cable Gland Installation

We equip with NPT 3/8" & 1/2" plastic cable gland, each for 1 pcs. you can adopt hole opener machine holes on the enclosure body's right position, install the cable gland on the enclosure to meet the cable input & output connection. See Figure 2.

The cable glands specification as follows:

- (1) NPT 3/8" cable gland: cable range: 6-10mm, machine holes size: diameter 17.5~18mm;
- (2) NPT 1/2" cable gland: cable range: 8-14mm, machine holes size: diameter 21.5~22mm;



Figure2

3. About Wall Mounting Parts Installation

We equip with 4pcs stainless steel wall mounting parts. See Figure 3. you can adopt matched tapping screws fix the wall mounting parts on the enclosure.



Figure 3

You can select two proposals to mount the enclosure on the wall as follows:

Proposal A1: horizontal install wall mounting parts on the enclosure, See Figure 4. related wall mounting distance A1 showed on the above specification data sheet.




Figure4

Proposal A2:vertical install wall mounting parts on the enclosure,See Figure 5.related wall mounting distance A2 showed on the above specification data sheet.



Figure 5

VEVOR[®]

TOUGH TOOLS, HALF PRICE

Technical Support and E-Warranty Certificate

www.vevor.com/support

VEVOR[®]

TOUGH TOOLS, HALF PRICE

Technique Assistance et certificat de garantie électronique

www.vevor.com/support

Boîtier électrique

Description du produit

Modèle : SP-CAG-203018 / SP-CAG- 253515
SP-CAG-334318 / SP-CAG-435320

We continue to be committed to provide you tools with competitive price. "Save Half", "Half Price" or any other similar expressions used by us only represents an estimate of savings you might benefit from buying certain tools with us compared to the major top brands and does not necessarily mean to cover all categories of tools offered by us. You are kindly reminded to verify carefully when you are placing an order with us if you are actually saving half in comparison with the top major brands.

VEVOR[®]

TOUGH TOOLS, HALF PRICE

Electrical Enclosure



NEED HELP? CONTACT US!

Have product questions? Need technical support? Please feel free to contact us:

Technical Support and E-Warranty Certificate
www.vevor.com/support

This is the original instruction, please read all manual instructions carefully before operating. VEVOR reserves a clear interpretation of our user manual. The appearance of the product shall be subject to the product you received. Please forgive us that we won't inform you again if there are any technology or software updates on our product.



Avertissement : Pour réduire le risque de blessure, l'utilisateur doit lire attentivement le manuel d'instructions.

FEATURES OF PRODUCTS

CAG est un nouveau type de boîtier électrique en plastique , il est fabriqué en plastique acrylonitrile butadiène styrène (ABS) , étanche à IP67 , résistance aux chocs au niveau IK08. La caractéristique de la marque CHIMEI D190 L'ABS polylac est de haute résistance, une excellente résistance aux chocs, une bonne ténacité, facile à traiter et à façonner, etc. afin d'atteindre une résistance et une rigidité mécanique élevées (IK08). Par rapport à la boîte métallique, la série CAG n'est que de 1 / 4 du poids de la boîte métallique, et est plus adapté à la corrosion et à l'environnement humide et à d'autres avantages.

SPECIFICATION DATA

Nom	Boîtier électrique en plastique			
Modèle	SP-CAG-203018	SP-CAG-253515	SP-CAG-334318	SP-CAG-435320
Type de porte	Porte grise	Porte grise	Porte grise	Porte grise
Taille externe (L*L*H)mm	300*200*180	350*250*150	430*330*180	530*430*200
Taille interne (L*L*H)mm	268*168*156	318*218*126	384*284*160	483*383*181
Distance de montage mural A1 (L*W) mm	244*200	294*250	358*314	458*414
Distance de montage mural A2 (L*W) mm	300*144	350*194	414*258	514*358
Matériel	ABS Polylac			
Niveau IP	IP67			
Niveau CI	IK08			
Écart de température	-40°Cà +120°C			
Taille du paquet	360*250*250mm (L*L*H)	410*300*220mm (L*L*H)	490*380*250mm (L*L*H)	590*480*260mm (L*L*H)
Poids brut	2,00 kg	3,00 kg	4,30 kg	6,40 kg
Poids net	1,50 kg	2,20 kg	3,20 kg	5,00 kg
Accessoires	2. pièces de montage mural en acier inoxydable : 4 pièces avec vis ;			

2. Presse-étoupe en plastique noir NPT 3/8" et 1/2", chacun pour 1 pièce ;

INSTALLATION STEPS

3. À propos de l'installation de la plaque de montage

(1) placez la plaque de montage dans le boîtier, alignez les trous de montage de chaque coin.

(2) Adopte des vis taraudeuses assorties pour fixer la plaque de montage dans le boîtier. Voir la figure 1.

Adopte des vis, vous pouvez fixer un rail DIN ou d'autres pièces électriques sur la plaque de montage en plastique.



Figure 1

4. À propos de l'installation du presse-étoupe

Nous équipons d' un presse-étoupe en plastique NPT 3/8" et 1/2" , chacun pour 1 pièce. Vous pouvez adopter des trous de machine d'ouverture de trou dans la bonne position du corps du boîtier , installer le presse-étoupe sur le boîtier pour répondre à l'entrée du câble. & connexion de sortie. Voir la figure 2.

Les spécifications des presse-étoupes sont les suivantes :

(1) Presse-étoupe NPT 3/8" : plage de câbles : 6-10 mm, taille des trous de machine : diamètre 17,5 ~ 18 mm ;

2) Presse-étoupe NPT 1/2 " : gamme de câbles : 8-14 mm, taille des trous de machine : diamètre 21,5 ~ 22 mm ;



Figure 2

4. À propos de l'installation des pièces de montage mural

Nous équipons de 4 pièces de montage mural en acier inoxydable. Voir la figure 3. Vous pouvez adopter des vis taraudeuses assorties pour fixer les pièces de montage mural sur le boîtier.



figure 3

Vous pouvez sélectionner deux propositions pour monter le boîtier au mur comme suit :

Proposition A1 : installation horizontale des pièces de montage mural sur le boîtier, voir la figure 4. Distance de montage mural associée A1 indiquée sur la fiche technique ci-dessus.




Figure4

Proposition A2 : installation verticale des pièces de montage mural sur le boîtier, voir la figure 5. Distance de montage mural associée A2 indiquée sur la fiche technique ci-dessus.




Figure 5

VEVOR[®]

TOUGH TOOLS, HALF PRICE

Technique Assistance et certificat de garantie électronique

www.vevor.com/support

VEVOR[®]

TOUGH TOOLS, HALF PRICE

Technisch Support- und E-Garantiezertifikat

www.vevor.com/support

Elektrisches Gehäuse Produktbeschreibung

**Modell : SP-CAG-203018 / SP-CAG- 253515
SP-CAG-334318 / SP-CAG-435320**

We continue to be committed to provide you tools with competitive price. "Save Half", "Half Price" or any other similar expressions used by us only represents an estimate of savings you might benefit from buying certain tools with us compared to the major top brands and does not necessarily mean to cover all categories of tools offered by us. You are kindly reminded to verify carefully when you are placing an order with us if you are actually saving half in comparison with the top major brands.

VEVOR[®]

TOUGH TOOLS, HALF PRICE

Electrical Enclosure



NEED HELP? CONTACT US!

Have product questions? Need technical support? Please feel free to contact us:

Technical Support and E-Warranty Certificate
www.vevor.com/support

This is the original instruction, please read all manual instructions carefully before operating. VEVOR reserves a clear interpretation of our user manual. The appearance of the product shall be subject to the product you received. Please forgive us that we won't inform you again if there are any technology or software updates on our product.



Warnung: Um das Verletzungsrisiko zu verringern, muss der Benutzer die Bedienungsanleitung sorgfältig lesen.

FEATURES OF PRODUCTS

der CAG- Serie handelt es sich um eine neue Art elektrischer Kunststoffbox . Sie besteht aus Acrylnitril-Butadien-Styrol (ABS)-Kunststoff , ist wasserdicht bis IP6 7 und stoßfest bis IK 0 8. Das Merkmal der Marke CHIMEI D190 ABS-Polylac ist hochfest, hervorragend schlagzäh, gut zäh, leicht zu verarbeiten und zu formen usw. Dadurch erreicht es eine hohe Widerstandsfähigkeit und mechanische Steifigkeit (IK 0, 8). Im Vergleich zur Metallbox liegt die CAG- Serie nur bei 1 / 4 des Gewichts der Metallbox und ist besser für Korrosion und feuchte Umgebungen geeignet und bietet weitere Vorteile.

SPECIFICATION DATA

Name	Elektrisches Kunststoffgehäuse			
Modell	SP-CAG-203018	SP-CAG-253515	SP-CAG-334318	SP-CAG-435320
Türtyp	Graue Tür	Graue Tür	Graue Tür	Graue Tür
Äußere Größe (L*B*H)mm	300*200*180	350*250*150	430*330*180	530*430*200
Interne Größe (L*B*H)mm	268*168*156	318*218*126	384*284*160	483*383*181
Wandmontagea bestand A1 (L*B)mm	244*200	294*250	358*314	458*414
Wandmontagea bestand A2 (L*B)mm	300*144	350*194	414*258	514*358
Material	ABS Polylyac			
IP-Ebene	IP67			
IK-Level	IK08			
Temperaturber eich	-40°C bis +120°C			
Packungsgröss e	360*250*250mm (L*B*H)	410*300*220mm (L*B*H)	490*380*250mm (L*B*H)	590*480*260mm (L*B*H)
Bruttogewicht	2,00 kg	3,00 kg	4,30 kg	6,40 kg
Nettogewicht	1,50 kg	2,20 kg	3,20 kg	5,00 kg
Zubehör	3. Wandmontageteile aus Edelstahl: 4 Stück mit Schrauben; 2.NPT 3/8" & 1/2" schwarze Kunststoff-Kabelverschraubung, jeweils für 1 Stück;			

INSTALLATION STEPS

5. Informationen zur Installation der Montageplatte

(1) Setzen Sie die Montageplatte in das Gehäuse ein und richten Sie die Montagelöcher an allen Ecken aus.

(2) Mit passenden Blechschrauben wird die Montageplatte im Gehäuse befestigt. Siehe Abbildung 1.

Mit Schrauben können Sie DIN-Schienen oder andere elektrische Teile an der Kunststoff-Montageplatte befestigen.



Abbildung 1

6. Über die Installation von Kabelverschraubungen

Wir sind mit NPT 3/8" und 1/2" Kunststoff-Kabelverschraubungen ausgestattet, jeweils für 1 Stück. Sie können Lochöffner-Maschinenlöcher an der richtigen Position des Gehäusekörpers anbringen und die Kabelverschraubung am Gehäuse anbringen, um den Kabeleingang zu erfüllen & Ausgangsanschluss. Siehe Abbildung 2.

Die Spezifikation der Kabelverschraubungen lautet wie folgt:

(1) NPT 3/8" -Kabelverschraubung: Kabelbereich: 6 - 10 mm, Größe der Maschinenlöcher: Durchmesser 17,5 - 18 mm;

(2) NPT 1/2 " Kabelverschraubung: Kabelbereich: 8 – 14 mm,
Maschinenlochgröße : Durchmesser 21,5 – 22 mm ;



Figur 2

5. Über die Installation von Wandmontageteilen


Wir sind mit 4 Wandmontageteilen aus Edelstahl ausgestattet. Siehe
Abbildung 3. Mit passenden Blehschrauben können Sie die
Wandmontageteile am Gehäuse befestigen.



Figur 3

Zur Montage des Gehäuses an der Wand können Sie wie folgt zwischen
zwei Vorschlägen wählen:

Vorschlag A1: Wandmontageteile horizontal am Gehäuse installieren,
siehe Abbildung 4. Der entsprechende Wandmontageabstand A1 ist im
obigen Spezifikationsdatenblatt angegeben.



Figur 4

Vorschlag A2: Wandmontage Teile vertikal am Gehäuse installieren, siehe Abbildung 5. Der entsprechende Wandmontageabstand A2 ist im obigen Spezifikationsdatenblatt angegeben.



Abbildung 5

VEVOR[®]

TOUGH TOOLS, HALF PRICE

Technisch Support- und E-Garantiezertifikat

www.vevor.com/support

VEVOR[®]

TOUGH TOOLS, HALF PRICE

Tecnico Supporto e certificato di garanzia elettronica

www.vevor.com/support

Custodia elettrica

Descrizione del prodotto

Modello : SP-CAG-203018 / SP-CAG- 253515

SP-CAG-334318 / SP-CAG-435320

We continue to be committed to provide you tools with competitive price.

"Save Half", "Half Price" or any other similar expressions used by us only represents an estimate of savings you might benefit from buying certain tools with us compared to the major top brands and does not necessarily mean to cover all categories of tools offered by us. You are kindly reminded to verify carefully when you are placing an order with us if you are actually saving half in comparison with the top major brands.

VEVOR[®]

TOUGH TOOLS, HALF PRICE

Electrical Enclosure



NEED HELP? CONTACT US!

Have product questions? Need technical support? Please feel free to contact us:

Technical Support and E-Warranty Certificate
www.vevor.com/support

This is the original instruction, please read all manual instructions carefully before operating. VEVOR reserves a clear interpretation of our user manual. The appearance of the product shall be subject to the product you received. Please forgive us that we won't inform you again if there are any technology or software updates on our product.



Avvertenza: per ridurre il rischio di lesioni, l'utente deve leggere attentamente il manuale di istruzioni.

FEATURES OF PRODUCTS

CAG è un nuovo tipo di scatola elettrica in plastica , è realizzata in plastica acrilonitrile-butadiene-stirene (ABS) , grado di impermeabilità fino a IP6 7 , resistenza agli urti fino al livello IK 0 8. La caratteristica del marchio CHIMEI D190 Il polylac ABS è ad alta resistenza, eccellente resistenza agli urti, buona tenacità, facile da lavorare e modellare, ecc., così da raggiungere un'elevata resistenza e rigidità meccanica (IK 0 8). Rispetto alla scatola di metallo, la serie CAG è solo 1 / 4 del peso della scatola di metallo ed è più adatto alla corrosione e all'ambiente umido e altri vantaggi.

SPECIFICATION DATA

Nome	Custodia elettrica in plastica			
Modello	SP-CAG-203018	SP-CAG-253515	SP-CAG-334318	SP-CAG-435320
Tipo di porta	Porta Grigia	Porta Grigia	Porta Grigia	Porta Grigia
Dimensione esterna (L*L*A)mm	300*200*180	350*250*150	430*330*180	530*430*200
Dimensione interna (L*L*A)mm	268*168*156	318*218*126	384*284*160	483*383*181
Distanza di montaggio a parete A1 (L*L)mm	244*200	294*250	358*314	458*414
Distanza di montaggio a parete A2 (L*L)mm	300*144	350*194	414*258	514*358
Materiale	ABS polilaccato			
Livello IP	IP67			
Livello IK	IK08			
Intervallo di temperatura	Da -40 °C a +120 °C			
Dimensioni del pacchetto (L*L*A)	360*250*250mm (L*L*A)	410*300*220mm (L*L*A)	490*380*250mm (L*L*A)	590*480*260mm (L*L*A)
Peso lordo	2,00 kg	3,00 kg	4,30 kg	6,40 kg

Peso netto	1,50 kg	2,20 kg	3,20 kg	5,00kg
Accessori	4. parti di montaggio a parete in acciaio inossidabile: 4 pezzi con viti; 2. Pressacavo in plastica nera NPT da 3/8" e 1/2", ciascuno per 1 pz;			

INSTALLATION STEPS

7. Informazioni sull'installazione della piastra di montaggio

(1) inserire la piastra di montaggio nell'involucro, allineare i fori di montaggio di ciascun angolo.

(2) Adotta viti autofilettanti abbinate che fissano la piastra di montaggio nella custodia. Vedere Figura 1.

Adotta viti, è possibile fissare la guida DIN o altre parti elettriche sulla piastra di montaggio in plastica.



Figura 1

8. Informazioni sull'installazione del pressacavo

Forniamo pressacavi in plastica NPT da 3/8" e 1/2" , ciascuno per 1 pz. È possibile adottare fori macchina apriforo sulla posizione corretta del corpo della custodia , installare il pressacavo sulla custodia per soddisfare l'ingresso del cavo e connessione di uscita. Vedere la Figura 2.

Le specifiche dei pressacavi sono le seguenti:

- (1) Pressacavo NPT 3/8" : range cavo: 6-10 mm, dimensioni fori macchina: diametro 17,5 ~ 18 mm;
- (2) Pressacavo NPT 1/2 " : range cavo: 8-14 mm, dimensioni fori macchina: diametro 21,5 ~ 22 mm ;



Figura 2

6. Informazioni sull'installazione delle parti per il montaggio a parete

Forniamo 4 parti di montaggio a parete in acciaio inossidabile. Vedere la Figura 3. È possibile adottare viti autofilettanti abbinata per fissare le parti di montaggio a parete sulla custodia.



Figura 3

È possibile selezionare due proposte per montare il contenitore a parete come segue:

Proposta A1: installazione orizzontale delle parti di montaggio a parete

sull'involucro, vedere la Figura 4. La distanza di montaggio a parete correlata A1 mostrata nella scheda tecnica sopra.




Figura4

Proposta A2: installazione verticale delle parti di montaggio a parete sull'involucro, vedere la Figura 5. La distanza di montaggio a parete correlata A2 mostrata nella scheda tecnica sopra.




Figura 5

VEVOR[®]

TOUGH TOOLS, HALF PRICE

Tecnico Supporto e certificato di garanzia elettronica

www.vevor.com/support

VEVOR[®]

TOUGH TOOLS, HALF PRICE

Técnico Certificado de soporte y garantía electrónica

www.vevor.com/support

Caja eléctrica

Descripción del Producto

**Modelo : SP-CAG - 203018 / SP-CAG-253515
SP-CAG-334318 / SP-CAG-435320**

We continue to be committed to provide you tools with competitive price. "Save Half", "Half Price" or any other similar expressions used by us only represents an estimate of savings you might benefit from buying certain tools with us compared to the major top brands and does not necessarily mean to cover all categories of tools offered by us. You are kindly reminded to verify carefully when you are placing an order with us if you are actually saving half in comparison with the top major brands.

VEVOR[®]

TOUGH TOOLS, HALF PRICE

Electrical Enclosure



NEED HELP? CONTACT US!

Have product questions? Need technical support? Please feel free to contact us:

Technical Support and E-Warranty Certificate
www.vevor.com/support

This is the original instruction, please read all manual instructions carefully before operating. VEVOR reserves a clear interpretation of our user manual. The appearance of the product shall be subject to the product you received. Please forgive us that we won't inform you again if there are any technology or software updates on our product.



Advertencia: para reducir el riesgo de lesiones, el usuario debe leer atentamente el manual de instrucciones.

FEATURES OF PRODUCTS

CAG es un nuevo tipo de caja de plástico eléctrica , está hecha de plástico de acrilonitrilo butadieno estireno (ABS) , grado impermeable a IP67 , resistencia al impacto a nivel IK08. La característica de la marca CHIMEI D190. El polilaco ABS es de alta resistencia, excelente resistencia al impacto, buena tenacidad, fácil de procesar y moldear, etc., de modo que logra una alta resistencia y rigidez mecánica (IK08). En comparación con la caja de metal, la serie CAG tiene solo 1 / 4 del peso de la caja de metal, y es más adecuado para la corrosión y el ambiente húmedo y otras ventajas.

SPECIFICATION DATA

Nombre	Caja de plástico eléctrica			
Modelo	SP-CAG-203018	SP-CAG-253515	SP-CAG-334318	SP-CAG-435320
Tipo de puerta	Puerta gris	Puerta gris	Puerta gris	Puerta gris
Tamaño externo (Largo*An*Al)m m	300*200*180	350*250*150	430*330*180	530*430*200
Tamaño interno (Largo*An*Al)m m	268*168*156	318*218*126	384*284*160	483*383*181
Distancia de montaje en pared A1 (largo x ancho) mm	244*200	294*250	358*314	458*414
Distancia de montaje en pared A2 (largo x ancho) mm	300*144	350*194	414*258	514*358
Material	ABS polilaco			
Nivel de propiedad intelectual	IP67			
Nivel IK	IK08			
Rango de temperatura	-40 °C a +120 °C			

Tamaño del paquete	360*250*250mm (largo*ancho*alto)	410*300*220mm (largo*ancho*alto)	490*380*250mm (largo*ancho*alto)	590*480*260mm (largo*ancho*alto)
Peso bruto	2,00 kilos	3,00kg	4,30kg	6,40 kg
Peso neto	1,50 kilos	2,20 kg	3,20 kg	5,00 kilos
Accesorios	5. piezas de montaje en pared de acero inoxidable: 4 piezas con tornillos; 2. Prensaestopas de plástico negro NPT de 3/8" y 1/2", cada uno para 1 pieza;			

INSTALLATION STEPS

9. Acerca de la instalación de la placa de montaje

(1) coloque la placa de montaje en el gabinete, alinee los orificios de montaje de cada esquina.

(2) Adopta tornillos de rosca compatibles para fijar la placa de montaje en el gabinete. Consulte la Figura 1.

Adopta tornillos, puede fijar el riel DIN u otras piezas eléctricas en la placa de montaje de plástico.



Figura 1

10. Acerca de la instalación del prensaestopas

Equipamos con prensaestopas de plástico NPT de 3/8" y 1/2" , cada uno para 1 pieza. Puede adoptar orificios de máquina perforadora en la posición correcta del cuerpo del gabinete , instale el prensaestopas en el gabinete para cumplir con la entrada del cable. Y conexión de salida. Consulte la Figura 2.

La especificación de los prensaestopas es la siguiente:

(1) Prensaestopas NPT de 3/8" : rango de cable: 6-10 mm, tamaño de los orificios de la máquina: diámetro 17,5 ~ 18 mm;

(2) Prensaestopas NPT de 1/2" : rango de cable: 8-14 mm, tamaño de los orificios de la máquina: diámetro 21,5 ~ 22 mm ;



Figura 2

7. Acerca de la instalación de piezas de montaje en pared

Equipamos con 4 piezas de montaje en pared de acero inoxidable. Consulte la Figura 3. Puede adoptar tornillos de rosca compatibles para fijar las piezas de montaje en pared en el gabinete.



figura 3

Puedes seleccionar dos propuestas para montar el armario en la pared de la siguiente manera:

Propuesta A1: instalación horizontal de piezas de montaje en pared en el gabinete; consulte la Figura 4. La distancia de montaje en pared relacionada A1 se muestra en la hoja de datos de especificaciones anterior.




Figura 4

Propuesta A2: instalación vertical de piezas de montaje en pared en el gabinete; consulte la Figura 5. La distancia de montaje en pared relacionada A2 se muestra en la hoja de datos de especificaciones anterior.

VEVOR[®]

TOUGH TOOLS, HALF PRICE

Técnico Certificado de soporte y garantía electrónica

www.vevor.com/support

VEVOR[®]

TOUGH TOOLS, HALF PRICE

Techniczny Certyfikat wsparcia i e-gwarancji

www.vevor.com/support

Obudowa elektryczna

Opis produktu

Model : SP-CAG-203018 / SP-CAG- 253515
SP-CAG-334318 / SP-CAG-435320

We continue to be committed to provide you tools with competitive price. "Save Half", "Half Price" or any other similar expressions used by us only represents an estimate of savings you might benefit from buying certain tools with us compared to the major top brands and does not necessarily mean to cover all categories of tools offered by us. You are kindly reminded to verify carefully when you are placing an order with us if you are actually saving half in comparison with the top major brands.

VEVOR[®]

TOUGH TOOLS, HALF PRICE

Electrical Enclosure



NEED HELP? CONTACT US!

Have product questions? Need technical support? Please feel free to contact us:

Technical Support and E-Warranty Certificate
www.vevor.com/support

This is the original instruction, please read all manual instructions carefully before operating. VEVOR reserves a clear interpretation of our user manual. The appearance of the product shall be subject to the product you received. Please forgive us that we won't inform you again if there are any technology or software updates on our product.



Ostrzeżenie — aby zmniejszyć ryzyko obrażeń, użytkownik musi uważnie przeczytać instrukcję obsługi.

FEATURES OF PRODUCTS

CAG to nowy typ skrzynek elektrycznych z tworzywa sztucznego , wykonany z tworzywa akrylonitrylowo-butadieno-styrenowego (ABS) , o wodoodporności do IP6 7 i odporności na uderzenia do poziomu IK 0 8. Charakterystyka marki CHIMEI D190 Polilak ABS charakteryzuje się wysoką wytrzymałością, doskonałą odpornością na uderzenia, dobrą wytrzymałością, łatwością obróbki i kształtowania itp., dzięki czemu osiąga wysoką odporność i sztywność mechaniczną (IK 0 8). W porównaniu z metalowymi skrzynkami seria CAG to tylko 1 / 4 ciężaru metalowej skrzynki i jest bardziej odpowiedni do korozji i wilgotnego środowiska oraz ma inne zalety.

SPECIFICATION DATA

Nazwa	Elektryczna obudowa z tworzywa sztucznego			
Model	SP-CAG-203018	SP-CAG-253515	SP-CAG-334318	SP-CAG-435320
Typ drzwi	Szare drzwi	Szare drzwi	Szare drzwi	Szare drzwi
Rozmiar zewnętrzny (dł.*szer.*wys.) mm	300*200*180	350*250*150	430*330*180	530*430*200
Rozmiar wewnętrzny (dł.*szer.*wys.) mm	268*168*156	318*218*126	384*284*160	483*383*181
Odległość montażu na ścianie A1 (dł.*szer.)mm	244*200	294*250	358*314	458*414
Odległość montażu na ścianie A2 (dł.*szer.)mm	300*144	350*194	414*258	514*358
Materiał	ABS Polilak			
Poziom IP	IP67			
Poziom IK	IK08			
Zakres temperatury	-40°C do +120°C			
wielkość paczki	360*250*250mm	410*300*220mm	490*380*250mm	590*480*260mm

	(D*SZ*W)	(D*SZ*W)	(D*SZ*W)	(D*SZ*W)
Waga brutto	2,00 kg	3,00 kg	4,30 kg	6,40 kg
Waga netto	1,50 kg	2,20 kg	3,20 kg	5,00 kg
Akcesoria	6. elementy do montażu ściennego ze stali nierdzewnej: 4 szt. ze śrubami; 2. Dławik kablowy NPT 3/8" i 1/2" z czarnego tworzywa sztucznego, po 1 szt.;			

INSTALLATION STEPS

11. Informacje o montażu płyty montażowej

(1) włóż płytę montażową do obudowy i wyrównaj otwory montażowe w każdym narożniku.

(2) Zastosowano dopasowane wkręty samogwintujące, które mocują płytę montażową do obudowy. Patrz rysunek 1.

Przyjmuje śruby, można przymocować szynę DIN lub inne części elektryczne na plastikowej płycie montażowej.



Rysunek 1

12. Informacje o instalacji dławików kablowych

Wyposażamy się w plastikowy dławik kablowy NPT 3/8" i 1/2" , każdy po 1 szt. Można zastosować otwory maszynowe do otwierania otworów w

prawym położeniu korpusu obudowy , zainstalować dławik kablowy na obudowie, aby dopasować go do wejścia kabla & połączenie wyjściowe. Patrz rysunek 2.

Specyfikacja dławików kablowych jest następująca:

(1) Dławik kablowy NPT 3/8" : zakres kabli: 6 – 10 mm, rozmiar otworów maszynowych: średnica 17,5 ~ 18 mm;

(2) Dławik kablowy NPT 1/2 " : zakres kabli: 8-14 mm, rozmiar otworów maszynowych: średnica 21,5 ~ 22 mm ;



Rysunek 2

8. Informacje o montażu części do montażu na ścianie


Wyposażamy się w 4 elementy do montażu naściennego ze stali nierdzewnej. Zobacz rysunek 3. Możesz użyć dopasowanych wkrętów samogwintujących, aby przymocować części do montażu na ścianie w obudowie.



Rysunek 3

Można wybrać dwie propozycje montażu obudowy na ścianie w następujący sposób:

Propozycja A1: montaż poziomy części do montażu naściennego na obudowie, patrz rysunek 4. Odpowiednia odległość do montażu naściennego A1 pokazana jest w powyższym arkuszu danych technicznych.



Rysunek 4

Propozycja A2: pionowa instalacja części do montażu na ścianie na obudowie, patrz rysunek 5. Odpowiednia odległość do montażu na ścianie A2 pokazana w powyższym arkuszu danych technicznych.

VEVOR[®]

TOUGH TOOLS, HALF PRICE

Techniczny Certyfikat wsparcia i e-gwarancji

www.vevor.com/support

VEVOR[®]

TOUGH TOOLS, HALF PRICE

Technisch Ondersteuning en e-garantiecertificaat

www.vevor.com/support

Elektrische behuizing Productomschrijving

**Model : SP-CAG-203018 / SP-CAG- 253515
SP-CAG-334318 / SP-CAG-435320**

We continue to be committed to provide you tools with competitive price.

"Save Half", "Half Price" or any other similar expressions used by us only represents an estimate of savings you might benefit from buying certain tools with us compared to the major top brands and does not necessarily mean to cover all categories of tools offered by us. You are kindly reminded to verify carefully when you are placing an order with us if you are actually saving half in comparison with the top major brands.

VEVOR[®]

TOUGH TOOLS, HALF PRICE

Electrical Enclosure



NEED HELP? CONTACT US!

Have product questions? Need technical support? Please feel free to contact us:

Technical Support and E-Warranty Certificate
www.vevor.com/support

This is the original instruction, please read all manual instructions carefully before operating. VEVOR reserves a clear interpretation of our user manual. The appearance of the product shall be subject to the product you received. Please forgive us that we won't inform you again if there are any technology or software updates on our product.



Waarschuwing-Om het risico op letsel te verminderen, moet de gebruiker de handleiding zorgvuldig lezen.

FEATURES OF PRODUCTS

De CAG- serie is een nieuw type elektrische plastic doos, gemaakt van acrylonitril-butadien-styreen (ABS) kunststof , waterdicht tot IP67 , slagvastheid tot IK 08-niveau. Het kenmerk van het CHIMEI-merk D190 ABS polylac heeft een hoge sterkte, uitstekende slagvastheid, goede taaiheid, gemakkelijk te verwerken en te vormen, enz. zodat het een hoge weerstand en mechanische stijfheid bereikt (IK 0,8). Vergeleken met de metalen doos is de CAG- serie slechts 1 / 4 van het gewicht van de metalen doos, en is meer geschikt voor corrosie en vochtige omgevingen en andere voordelen.

SPECIFICATION DATA

Naam	Elektrische kunststof behuizing			
Model	SP-CAG-203018	SP-CAG-253515	SP-CAG-334318	SP-CAG-435320
Deurtype	Grijze deur	Grijze deur	Grijze deur	Grijze deur
Externe maat (L*B*H) mm	300*200*180	350*250*150	430*330*180	530*430*200
Interne maat (L*B*H) mm	268*168*156	318*218*126	384*284*160	483*383*181
Wandmontagea fstand A1 (L*B) mm	244*200	294*250	358*314	458*414
Wandmontagea fstand A2 (L*B) mm	300*144	350*194	414*258	514*358
Materiaal	ABS Poly lak			
IP-niveau	IP67			
IK-niveau	IK08			
Temperatuurbereik	-40°C tot +120°C			
Pakketgrootte	360*250*250mm (L*B*H)	410*300*220mm (L*B*H)	490*380*250mm (L*B*H)	590*480*260mm (L*B*H)
Bruto gewicht	2,00 kg	3,00 kg	4,30 kg	6,40 kg
Netto gewicht	1,50 kg	2,20 kg	3,20 kg	5,00 kg
Accessoires	7. roestvrijstalen wandmontageonderdelen: 4 stuks met schroeven; 2.NPT 3/8" en 1/2" zwarte plastic kabelwartel, elk voor 1 stuks;			

INSTALLATION STEPS

13. Over montageplaatinstallatie

(1) plaats de montageplaat in de behuizing en lijn de montagegaten in de hoeken uit.

(2) Met bijpassende zelftappende schroeven wordt de montageplaat in de behuizing bevestigd. Zie afbeelding 1.

Keurt schroeven goed, u kunt DIN-rail of andere elektrische onderdelen op de plastic montageplaat bevestigen.



Figuur 1

14. Over de installatie van kabelwartels

We zijn uitgerust met NPT 3/8 " en 1/2" plastic kabelwartel, elk voor 1 stuks.

U kunt gatenopenermachinegaten op de juiste positie van het behuizingslichaam aannemen , de kabelwartel op de behuizing installeren om aan de kabelinvoer te voldoen & uitgangsaansluiting. Zie figuur 2.

De specificatie van de kabelwartels is als volgt:

(1) NPT 3/8" kabelwartel: kabelbereik: 6-10 mm, maat machinegaten: diameter 17,5 ~ 18 mm;

(2) NPT 1/2 " kabelwartel : kabelbereik: 8-14 mm, maat machinegaten: diameter 21,5 ~ 22 mm ;



Figuur 2

9. Over de installatie van onderdelen voor wandmontage

We zijn uitgerust met 4 stuks roestvrijstalen wandmontageonderdelen. Zie figuur 3. U kunt bijpassende zelftappende schroeven gebruiken om de wandmontageonderdelen op de behuizing te bevestigen.



figuur 3

U kunt als volgt twee voorstellen selecteren om de behuizing aan de muur te bevestigen:

Voorstel A1: horizontale wandmontageonderdelen op de behuizing installeren, zie figuur 4. gerelateerde wandmontageafstand A1 getoond op het bovenstaande specificatieblad.



Figuur4

Voorstel A2: verticale wandmontageonderdelen op de behuizing installeren, zie figuur 5. gerelateerde wandmontageafstand A2 getoond op het bovenstaande specificatieblad.



Figuur 5

VEVOR[®]

TOUGH TOOLS, HALF PRICE

Technisch Ondersteuning en e-garantiecertificaat

www.vevor.com/support

VEVOR[®]

TOUGH TOOLS, HALF PRICE

Teknisk Support och e-garanticertifikat

www.vevor.com/support

Elektrisk kapsling

Produktbeskrivning

M odel : SP-CAG-203018 / SP-CAG-253515
SP-CAG-334318 / SP-CAG-435320

We continue to be committed to provide you tools with competitive price. "Save Half", "Half Price" or any other similar expressions used by us only represents an estimate of savings you might benefit from buying certain tools with us compared to the major top brands and does not necessarily mean to cover all categories of tools offered by us. You are kindly reminded to verify carefully when you are placing an order with us if you are actually saving half in comparison with the top major brands.

VEVOR[®]

TOUGH TOOLS, HALF PRICE

Electrical Enclosure



NEED HELP? CONTACT US!

Have product questions? Need technical support? Please feel free to contact us:

Technical Support and E-Warranty Certificate
www.vevor.com/support

This is the original instruction, please read all manual instructions carefully before operating. VEVOR reserves a clear interpretation of our user manual. The appearance of the product shall be subject to the product you received. Please forgive us that we won't inform you again if there are any technology or software updates on our product.



Varning - För att minska risken för skada måste användaren läsa instruktionerna noggrant.

FEATURES OF PRODUCTS

CAG- serien är en ny typ av elektrisk plastlåda , den är gjord av akrylonitrilbutadienstyren (ABS)plast , vattentät klass till IP67 , slagåtlighet till IK 08 nivå. Kännetecknet för CHIMEI-märket D190 ABS polylac är höghållfast, utmärkt slagåtlighet, god seghet, lätt att bearbeta och forma, etc. så att den uppnår en hög motståndskraft och mekanisk styvhet (IK 08). Jämfört med metallådan är CAG- serien endast 1 / 4 av metallådans vikt, och är mer lämplig för korrosion och fuktig miljö och andra fördelar.

SPECIFICATION DATA

namn	Elektrisk plastkapsling			
Modell	SP-CAG-203018	SP-CAG-253515	SP-CAG-334318	SP-CAG-435320
Dörrtyp	Grå dörr	Grå dörr	Grå dörr	Grå dörr
Yttre storlek (L*B*H)mm	300*200*180	350*250*150	430*330*180	530*430*200
Inre storlek (L*B*H)mm	268*168*156	318*218*126	384*284*160	483*383*181
Väggmontering savstånd A1 (L*B)mm	244*200	294*250	358*314	458*414
Väggmontering savstånd A2 (L*B)mm	300*144	350*194	414*258	514*358
Material	ABS Polylac			
IP-nivå	IP67			
IK-nivå	IK08			
Temperaturvari ation	-40 °C till +120 °C			
Paketstorlek	360*250*250 mm (L*B*H)	410*300*220 mm (L*B*H)	490*380*250mm (L*B*H)	590*480*260mm (L*B*H)
Bruttovikt	2,00 kg	3,00 kg	4,30 kg	6,40 kg
Nettovikt	1,50 kg	2,20 kg	3,20 kg	5,00 kg
Tillbehör	8. väggmonteringsdelar i rostfritt stål: 4 st med skruvar; 2.NPT 3/8" & 1/2" svart plastkabelförskruvning, vardera för 1 st;			

INSTALLATION STEPS

15. Om montering av monteringsplatta

- (1) sätt in monteringsplattan i höljet, rikta in monteringshålen i varje hörn.
- (2) Antar matchade gängskruvar fixerar monteringsplattan i höljet. Se figur 1.

Adopterar skruvar, du kan fixa din skena eller andra elektriska delar på plastmonteringsplattan.



Figur 1

16. Om installation av kabelgenomföring

Vi utrustar med NPT 3/8" & 1/2" plastkabelförskruvningar , var och en för 1 st. du kan anta hålöppnare maskinhål på kapslingens högra position, installera kabelförskruvningen på kapslingen för att möta kabelingången & utgångsanslutning. Se figur 2.

Kabelgenomföringsspecifikationen enligt följande:

- (1) NPT 3/8" kabelförskruvning: kabelområde: 6-10 mm, maskinhål storlek: diameter 17,5 ~ 18 mm;
- (2) NPT 1/2 " kabelförskruvning : kabelområde: 8-14 mm, maskinhål storlek: diameter 21,5 ~ 22 mm ;



Figur 2


10. Om installation av väggmonteringsdelar

Vi utrustar med 4st väggmonteringsdelar i rostfritt stål. Se figur 3. Du kan använda matchade gängskruvar för att fixera väggmonteringsdelarna på höljet.



Figur 3

Du kan välja två förslag för att montera skåpet på väggen enligt följande:
Förslag A1: horisontell installation av väggmonteringsdelar på kapslingen, se figur 4. relaterat väggmonteringsavstånd A1 som visas på ovanstående specifikationsdatablad.



Figur 4

Förslag A2: Vertikalt installera väggmonteringsdelar på kapslingen, se figur 5. relaterat väggmonteringsavstånd A2 som visas på ovanstående specifikationsdatablad.



Bild 5

VEVOR[®]

TOUGH TOOLS, HALF PRICE

Teknisk Support och e-garanticertifikat

www.vevor.com/support