
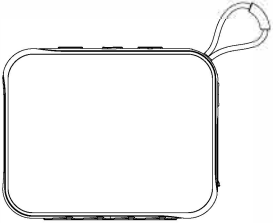
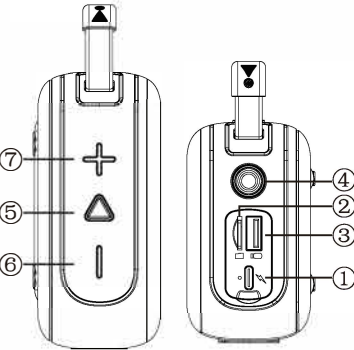

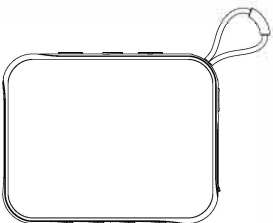
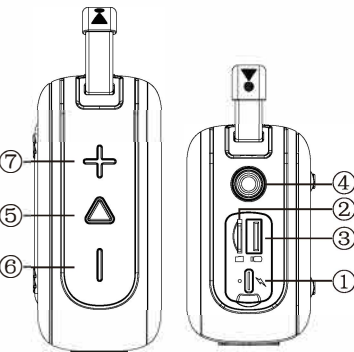


中英文说明书尺寸：50x100mm (5折页) 材料：70双胶(双面印刷) 折叠线不要印刷

 <p>TG-487 使用说明书</p> 	<p>基本参数: -无线规格：BT EDR V5.4 支持无线协议： 支持L2CAP/A2DP/AVRCP，用来接收立体声音频信号，通过协议可以控制音频发射端的上下曲操作； 支持HSP/HFP(Handsfree profile)，具有免提功能，可以进行语音通讯； -无线传输范围：10M -音频性噪比：≥90db -电池容量：800mAh -内置电压：3.7V -正常音量播放：关掉幻彩LED灯1.5H左右（因音频内容和音量而异） -喇叭规格：∅52mm*1 -喇叭功率：4Ω/8W *1 -频率响应：120Hz-20KHz -尺寸：109x49.7x86.6mm -单机重量：约250g -充电电压：5V/500mA -充电时长：约2.5H</p> <p>功能特点 1、采用先进的无线音频解码芯片，支持无线设备连接。 2、支持FM收音，可直接搜索收听区</p>	<p>域的电台。 3、音色柔和清晰有动感，各层次分明。 4、直读TF卡和U盘。 5、无线接收距离远可长达10米。 6、无线模式无连接，半小时关机。 7、多种闪烁模式幻彩LED灯，灯光可随音乐旋律闪动一键转换，音乐旋律不止能听还能看。 8、支持TWS功能。</p> <p>功能指示</p> 	<p>①DC 5V充电接口，(type-c USB 充电接口)。 ② TF卡输入接口：TF卡插入时可解码MP3格式的音频播放。 ③ U盘输入接口：U盘插入时可解码MP3格式的音频播放。 ④ 电源开关：长按时为开机状态，再长按时为关机状态； -在音乐模式下 (TF卡、U盘、无线) 短按为功能模式切换；双击为连接、断开TWS功功能； -TWS:两台音箱同时在开机无线 状态且都没有连接手机，双击其中一台音箱的开机键2-3S听到提示音即且其中一台按键灯没有闪烁即连TWS成功，再连接手机即可；断开无线连接后再双击开机键取消TWS功能； ⑤ 暂停键： -在音乐模式下 (TF卡、U盘、无线)，短按为“播放/暂停”、长按为切换幻彩灯效模式； -在FM模式下短按为自动搜索电台、在搜台过程中短按为取消往后自动搜索电台； -在无线模式并配手机情况下，有电话接入时短按一下为免提接听，再短按</p>	<p>一下为挂断电话，双击为重拨电话。 ⑥ 在音乐的模式下，短按为“上一曲”长按为“音量减” 双击音量减键为关闭和打开幻彩灯效； ⑦ 在音乐的模式下，短按为“下一曲”长按为“音量加”。</p> <p>备注： -在收音模式下，请插充电线增加收音信号强度，收音效果会更好。 -使用中遇到死机现象可长按开机键8秒后会自动关机。 -U盘和TF卡用（FAT32方式格式化）。</p>
--	--	--	--	---

 <p>TG-487 USER MANUAL</p> 	<p>Product specifications: -Wireless: BT EDR V5.4 Support: L2CAP/A2DP/AVRCP, can receive AUDIO signal and control the AUDIO device. Support HSP/HFP(Handsfree profile), with HANDS-FREE functions. -Working distance:10M -SNR:≥90db -Battery: 3.7V about 800mAh -Normal volume playing time: about 1.5 hours -Speaker driver: C52mm*1 -Speaker Power: 5W*1 -Frequency response:120Hz-20KHz -Unit size: 109x49.7x86.6mm -Unit weight: about 250g (not includ accessories) -Charging:5V/0.5A -Charging time:about 2.5H</p> <p>Product Feature: 1.International advanced wireless chip and circuit design techniques, support wireless devices. 2.With FM function, can search radio station broadcast automatically 3.With Hi-Fi speaker, to make sure the clear and bright sound. 4.Support Micro SD card and USB card,</p>	<p>play MP3 format audio. 5.The wireless working distance is 10 meters. 6.It will close automatically after 30 mins if disconnect Wireless . 7.A variety of flashing LED lights with different colors, color lights flash follow the melody. 8.Support TWS.</p> <p>Key and slot function: 1.DC 5V slot: Use the standard USB TYPE-C charging cable for power charging.</p> 	<p>2.TF slot: It can decode and play MP3 format audio when put TF card into the slot. 3.USB slot: It can decode and play MP3 format audio when put the USB card into the slot. 4.Power switch: Press long for power on /power off. -When play music, short press to switch model (USB card/TF card/Wireless /FM). -TWS:Keep the two speaker under Wireless mode without pairing, press the "M" key for 2-3 seconds either of the speaker until hear a hint a, now it is TWS mode ,then can paire the mobile. Disconnect the wireless connection and then long press the M button to cancel the TWS function. 5.Play/Pause -When play music,(USB card/TF card/Wireless), short press for "play/pause". Long press to switch the iridescent light effect mode. -In FM mode, press short to search station automatically, press again to stop searching. -Under wireless mode with mobile paired, when call coming, press short to answer a call hands-free, press</p>	<p>again to hand up, press twice to ring up a call. 6.When play music, Press short for last song, long press to turn down the volume; Double-click the volume down key to turn off and on the iridescent light effect. 7.When play music, press short for next song, long press to turn up the volume.</p> <p>NOTE: -In the FM mode, put in micro charging cable to increase the FM radio signal ; -If this speaker crash during use, you can press and hold the power button for 8 seconds to reset and shut down. -USB (32Gmax) /TF card (32Gmax) pls use FAT32 format.</p>
--	--	--	---	--

FCC Warning Statement:

This equipment has been tested and found to comply with the limits for a Class B digital device, pursuant to part 15 of the FCC Rules. These limits are designed to provide reasonable protection against harmful interference in a residential installation. This equipment generates, uses and can radiate radio frequency energy and, if not installed and used in accordance with the instructions, may cause harmful interference to radio communications. However, there is no guarantee that interference will not occur in a particular installation. If this equipment does cause harmful interference to radio or television reception, which can be determined by turning the equipment off and on, the user is encouraged to try to correct the interference by one or more of the following measures:

- Reorient or relocate the receiving antenna.
- Increase the separation between the equipment and receiver.
- Connect the equipment into an outlet on a circuit different from that to which the receiver is connected.
- Consult the dealer or an experienced radio/TV technician for help.

Caution: Any changes or modifications to this device not explicitly approved by manufacturer could void your authority to operate this equipment.

This device complies with part 15 of the FCC Rules. Operation is subject to the following two conditions: (1) This device may not cause harmful interference, and (2) this device must accept any interference received, including interference that may cause undesired operation.

The device has been evaluated to meet general RF exposure requirement.