折页　70*78mm

128g 双筒，单黑双面印刷

Mobile Phone Output:
25W

Effective Wireless Charging Distance (for Mobile Phones):
≤3mm

Conversion Efficiency:
60%-80%

Material:
ABS + Silicone

70mm

78mm

Wireless Car Charger

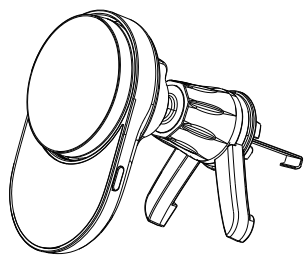

Instruction Manual

Accessories List



Main Unit × 1
Instruction Manual × 1

Type-C Charging Cable (1m) × 1

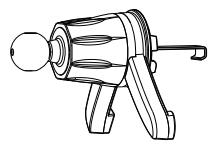

Air Vent Clip × 1

Nut × 1

Product Introduction

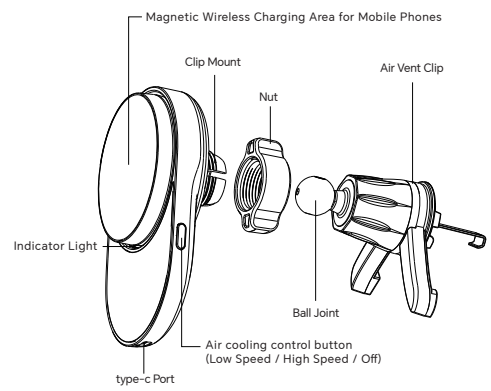

Indicator Light Status

Mode	Indicator Light
Power-On	Blue and green lights flash alternately once, then the blue light stays steady on
Standby	Blue light steady on
Air cooling ON	Green light steady on
Air cooling OFF	Light off
Foreign Object Detected / Protection State	Blue light flashing
Over-temperature / Over-current State	Blue light flashing

Air cooling function description

The air cooling system runs for 5 seconds during power-on self-test; it will shut down automatically if no device is detected. Air cooling operates continuously while the device is charging. Air cooling stops when the mobile phone is fully charged or the FOD foreign object detection alarm is triggered.

Air cooling control button
Single press the key
(Cycle through low wind
/ high wind / off modes)

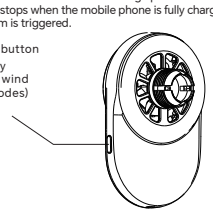

Rear Schematic Diagram

Adapter Selection

When using a PD 30W car charger adapter, the maximum output power for mobile phones is 15W.

When using a PD car charger adapter rated 36W or above, the maximum output power for mobile phones is 25W.

Operation Instructions

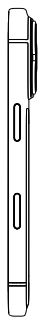

❶Put the nut into the ball joint, insert the clip mount into the ball joint and tighten with the nut.
❷Place the air vent clip on the car air vent vane and tighten to lock it in place.
❸Plug in the Type-C charging cable, the indicator light will turn on. Place your iPhone on the magnetic wireless charging area to start charging.

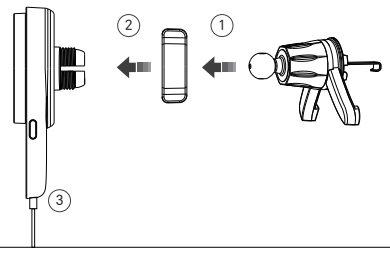

Product Specifications

Name:
Wireless Car
Charger

Product Dimensions (Bare Unit)
68mm*68mm*45mm

USB-C Input:
12V⎓3A,15V⎓3A

Operating Frequency:
110-365KHz

Frequently Asked Questions

Why is this charger not working?
(1)Please ensure that your mobile phone supports wireless charging.
(2)Please connect to a power source using the original charging cable before use.
(3) Please make sure there are no metallic materials, magnetic objects, credit cards or pop sockets between your phone and phone case.

Why is fast charging not working?
(1)Please use a PD 36W or higher car charger adapter. The maximum power is 25W, and the refrigeration function can be activated.
(2) Please connect to a power source with the original charging cable before use.

Made in China

FCC Warning Statement

FCC Warning Statement
Changes or modifications not expressly approved by the party responsible for compliance could void the user's authority to operate the equipment. This equipment has been tested and found to comply with the limits for a Class B digital device, pursuant to Part 15 of the FCC Rules. These limits are designed to provide reasonable protection against harmful interference in a residential installation. This equipment generates uses and can radiate radio frequency energy and, if not installed and used in accordance with the instructions, may cause harmful interference to radio communications. However, there is no guarantee that interference will not occur in a particular installation. If this equipment does cause harmful interference to radio or television reception, which can be determined by turning the equipment off and on, the user is encouraged to try to correct the interference by one or more of the following measures:
-- Reorient or relocate the receiving antenna.
-- Increase the separation between the equipment and receiver.
-- Connect the equipment into an outlet on a circuit different from that to which the receiver is connected.
-- Consult the dealer or an experienced radio/TV technician for help.

FCC Radiation Exposure Statement
The antennas used for this transmitter must be installed to provide a separation distance of at least 20 cm from all persons and must not be co-located for operating in conjunction with any other antenna or transmitter.

This device complies with Part 15 of the FCC Rules. Operation is subject to the following two conditions:
(1)This device may not cause harmful interference.
(2)This device must accept any interference received, including interference that may cause undesired operation.