

VEVOR[®]

TOUGH TOOLS, HALF PRICE

Technical Support and E-Warranty Certificate www.vevor.com/support

KIDS PLAY TENT

MODEL: AUTO4ALU

We continue to be committed to provide you tools with competitive price. "Save Half", "Half Price" or any other similar expressions used by us only represents an estimate of savings you might benefit from buying certain tools with us compared to the major top brands and does not necessarily mean to cover all categories of tools offered by us. You are kindly reminded to verify carefully when you are placing an order with us if you are actually saving half in comparison with the top major brands.

VEVOR[®]

TOUGH TOOLS, HALF PRICE

KIDS PLAY TENT

MODEL: AUTO4ALU



NOTE: Real objects and pictures may be slightly different, please refer to your purchase!

NEED HELP? CONTACT US!

Have product questions? Need technical support? Please feel free to contact us:

Technical Support and E-Warranty Certificate
www.vevor.com/support

This is the original instruction, please read all manual instructions carefully before operating. VEVOR reserves a clear interpretation of our user manual. The appearance of the product shall be subject to the product you received. Please forgive us that we won't inform you again if there are any technology or software updates on our product.

SAFETY INSTRUCTIONS





1. Please read the instructions carefully and install it correctly.
2. In the process of play, parents should always accompany the children's side. Avoid the danger of suffocation.
3. Do not install it in a dark, damp place.
4. Put it in a place with good ventilation.
5. Clean and disinfect your tent frequently to keep it clean and hygienic.

MODEL AND PARAMETERS

Model	AUTO4ALU
Age of application	1-5 age
Appearance	Tapered, Metal Support
Product Size	128*125*175cm
Material	Peach skin fabric+Aluminum
Color	Beige

PARTS LIST AND INSTALLATION

NOTE: Please check you have all the parts as shown in the part list.

	
Tent x1	Cushion x1
	
Storage bag x1	User Manual x1

Installation:

STEP1: Open the storage bag and remove everything.



STEP2: Erect the tent, then spread out the four poles.



STEP3: Hold the head of the pole with one hand and press the button on the pole with the other hand to stretch the pole.



STEP4: Stretch four rods in the same way to form the product.



STEP5: Lay out the cushions.



MAINTENANCE

1. Clean and disinfect your tent frequently to keep it clean and hygienic.
2. Store away from direct sunlight.
3. Check the reliability of the parts before each installation.

Manufacturer: PIZHOU CAPE OUTDOOR GOODS CO.,LTD

Origin Address: Building #3, PuHui Industrial Park, TieFu Town, PiZhou City, JiangSu, China

Tel: 0516-86989619

Email:sales003@capeoutdoor.com.cn

EC REP: SHUNSHUN GmbH.

Römeräcker 9 Z2021,76351 Linkenheim-Hochstetten, Germany

Tel: +49 1727041930 euvertreter@gmail.com

UK REP: Pooledas Group Ltd.

Unit 5 Albert Edward House, The Pavilions Preston, United Kingdom

Tel: 01772418127 pooledas123@gmail.com

Imported to AUS: SIHAO PTY LTD.

1 ROKEVA STREETEASTWOOD NSW 2122 Australia

Imported to USA: Sanven Technology Ltd.

Suite 250, 9166 Anaheim Place, Rancho Cucamonga, CA 91730

Made In China

VEVOR[®]

TOUGH TOOLS, HALF PRICE

Technical Support and E-Warranty Certificate
www.vevor.com/support

VEVOR[®]

TOUGH TOOLS, HALF PRICE

Supporto tecnico e certificato di garanzia elettronica www.vevor.com/support

I BAMBINI GIOCANO IN TENDA

MODELLO: AUTO4ALU

We continue to be committed to provide you tools with competitive price. "Save Half", "Half Price" or any other similar expressions used by us only represents an estimate of savings you might benefit from buying certain tools with us compared to the major top brands and does not necessarily mean to cover all categories of tools offered by us. You are kindly reminded to verify carefully when you are placing an order with us if you are actually saving half in comparison with the top major brands.

VEVOR®

TOUGH TOOLS, HALF PRICE

KIDS PLAY TENT

MODELLO: AUTO4ALU



NOTA: gli oggetti e le immagini reali potrebbero essere leggermente diversi, fare riferimento al tuo acquisto!

NEED HELP? CONTACT US!

Have product questions? Need technical support? Please feel free to contact us:

Technical Support and E-Warranty Certificate
www.vevor.com/support

This is the original instruction, please read all manual instructions carefully before operating. VEVOR reserves a clear interpretation of our user manual. The appearance of the product shall be subject to the product you received. Please forgive us that we won't inform you again if there are any technology or software updates on our product.

SAFETY INSTRUCTIONS



6. Si prega di leggere attentamente le istruzioni e installarlo correttamente .
7. Nel processo di gioco, i genitori dovrebbero sempre accompagnare i bambini . Evitare il pericolo di soffocamento .
8. Non installarlo in un luogo buio e umido.
9. Mettilo in un luogo con una buona ventilazione .
10. Pulisci e disinfetta frequentemente la tenda per mantenerla pulita e igienica.



MODEL AND PARAMETERS

Modello	AUTO4ALU
Età di applicazione	1-5 anni
Aspetto	Supporto rastremato in metallo
Taglia del prodotto	128*125*175 cm
Materiale	Tessuto pelle pesca + Alluminio _
Colore	Beige

PARTS LIST AND INSTALLATION

NOTA: verificare di avere tutte le parti come mostrato nell'elenco delle parti.

	
Tendax1 __	Cuscino x 1

	
<p>Borsa portaoggetti x 1</p>	<p>Manuale utentex1</p>

Installazione:

PASSO 1: apri la custodia e rimuovi tutto.



STEP2: erigere la tenda, quindi allargare i quattro pali.



FASE 3: tenere la testa del palo con una mano e premere il pulsante sul palo con l'altra mano per allungare il palo.



STEP4: Allungare quattro aste nello stesso modo per formare il prodotto.



STEP5: Disporre i cuscini.



MAINTENANCE

4. Pulisci e disinfetta frequentemente la tenda per mantenerla pulita e igienica.
5. Conservare lontano dalla luce solare diretta .
6. Verificare l'affidabilità dei componenti prima di ogni installazione .

Produttore: PIZHOU CAPE OUTDOOR GOODS CO.,LTD

Indirizzo di origine: edificio n. 3, parco industriale PuHui, città di TieFu, città di PiZhou, JiangSu, Cina

Tel: 0516-86989619 E-mail: sales003@capeoutdoor.com.cn

RAPPRESENTANTE CE: SHUNSHUN GmbH .

Römeräcker 9 Z2021,76351 Linkenheim-Hochstetten, Germania

Tel: +49 1727041930 euvertreter@gmail.com

REP. DEL REGNO UNITO: Pooledas Group Ltd.

Unità 5 Albert Edward House, The Pavilions Preston, Regno Unito

Tel: 01772418127 pooledas123@gmail.com

Importato in AUS: SIHAO PTY LTD.

1 ROKEVA STREET EASTWOOD NSW 2122 Australia

Importato negli Stati Uniti: Sanven Technology Ltd.
Suite 250, 9166 Anaheim Place, Rancho Cucamonga, CA 91730

Made in China

VEVOR[®]
TOUGH TOOLS, HALF PRICE

Tecnico Supporto e certificato di garanzia elettronica
www.vevor.com/support

VEVOR[®]

TOUGH TOOLS, HALF PRICE

Wsparcie techniczne i certyfikat e-gwarancji www.vevor.com/support

NAMIOT DO ZABAWY DLA DZIECI

MODEL: AUTO4ALU

We continue to be committed to provide you tools with competitive price.

"Save Half", "Half Price" or any other similar expressions used by us only represents an estimate of savings you might benefit from buying certain tools with us compared to the major top brands and does not necessarily mean to cover all categories of tools offered by us. You are kindly reminded to verify carefully when you are placing an order with us if you are actually saving half in comparison with the top major brands.

VEVOR[®]

TOUGH TOOLS, HALF PRICE

KIDS PLAY TENT

MODEL: AUTO4ALU



UWAGA: Rzeczywiste obiekty i zdjęcia mogą się nieznacznie różnić, prosimy zapoznać się z zakupem!

NEED HELP? CONTACT US!

Have product questions? Need technical support? Please feel free to contact us:

Technical Support and E-Warranty Certificate
www.vevor.com/support

This is the original instruction, please read all manual instructions carefully before operating. VEVOR reserves a clear interpretation of our user manual. The appearance of the product shall be subject to the product you received. Please forgive us that we won't inform you again if there are any technology or software updates on our product.

SAFETY INSTRUCTIONS



11. Przeczytaj uważnie instrukcję i zainstaluj ją prawidłowo.
12. W trakcie zabawy rodzice powinni zawsze towarzyszyć dzieciom .
Unikać niebezpieczeństwa uduszenia .
13. Nie instaluj go w ciemnym, wilgotnym miejscu.
14. Umieść go w miejscu o dobrej wentylacji .
15. Często czyść i dezynfekuj swój namiot, aby utrzymać go w czystości i higienie.



MODEL AND PARAMETERS

Model	AUTO4ALU
Wiek stosowania	1-5 lat
Wygląd	Stożkowe, metalowe wsparcie
Rozmiar produktu	128*125*175cm
Materiał	Tkanina ze skóry brzoskwiowej +
Kolor	Beżowy

PARTS LIST AND INSTALLATION

UWAGA: Sprawdź, czy posiadasz wszystkie części wymienione na liście części.

	
Namiot x 1	Poduszka x 1

	
Torba do przechowywania x 1	Instrukcja obsługi x1

Instalacja:

KROK 1: Otwórz torbę do przechowywania i wyjmij wszystko.



KROK 2: Rozłóż namiot, a następnie rozłóż cztery drążki.



KROK 3: Jedną ręką przytrzymaj główkę drążka, a drugą ręką naciśnij przycisk na drążku, aby rozciągnąć drążek.



KROK 4: Rozciągnij cztery pręty w ten sam sposób, aby uformować produkt.



KROK 5: Rozłóż poduszki.



MAINTENANCE

7. Często czyść i dezynfekuj swój namiot, aby utrzymać go w czystości i higienie.
8. Przechowywać z dala od bezpośredniego światła słonecznego .
9. Przed każdą instalacją sprawdź niezawodność części .

Producent: PIZHOU CAPE OUTDOOR GOODS CO.,LTD

Adres pochodzenia: Budynek nr 3, park przemysłowy PuHui, miasto TieFu, miasto PiZhou, JiangSu, Chiny

Tel: 0516-86989619 E-mail: sales003@capeoutdoor.com.cn

Przedstawiciel WE: SHUNSHUN GmbH .

Römeräcker 9 Z2021,76351 Linkenheim-Hochstetten, Niemcy

Tel: +49 1727041930 euvertreter@gmail.com

REPUBLIKA WIELKIEJ BRYTANII: Pooledas Group Ltd.

Jednostka 5 Albert Edward House, The Pavilions Preston, Wielka Brytania

Tel: 01772418127pooledas123@gmail.com

Import do AUS: SIHAO PTY LTD.

1 ROKEVA STREET EASTWOOD NSW 2122 Australia

Import do USA: Sanven Technology Ltd.

Apartament 250, 9166 Anaheim Place, Rancho Cucamonga, Kalifornia 91730

Wyprodukowano w Chinach

VEVOR[®]

TOUGH TOOLS, HALF PRICE

Techniczny Certyfikat wsparcia i e-gwarancji

www.vevor.com/support

VEVOR[®]

TOUGH TOOLS, HALF PRICE

Technischer Support und E-Garantiezertifikat www.vevor.com/support

KINDERSPIELZELT

MODELL: AUTO4ALU

We continue to be committed to provide you tools with competitive price. "Save Half", "Half Price" or any other similar expressions used by us only represents an estimate of savings you might benefit from buying certain tools with us compared to the major top brands and does not necessarily mean to cover all categories of tools offered by us. You are kindly reminded to verify carefully when you are placing an order with us if you are actually saving half in comparison with the top major brands.

VEVOR®

TOUGH TOOLS, HALF PRICE

KIDS PLAY TENT

MODELL: AUTO4ALU



HINWEIS: Echte Objekte und Bilder können leicht abweichen, bitte beachten Sie Ihren Kauf!

NEED HELP? CONTACT US!

Have product questions? Need technical support? Please feel free to contact us:

Technical Support and E-Warranty Certificate
www.vevor.com/support

This is the original instruction, please read all manual instructions carefully before operating. VEVOR reserves a clear interpretation of our user manual. The appearance of the product shall be subject to the product you received. Please forgive us that we won't inform you again if there are any technology or software updates on our product.

SAFETY INSTRUCTIONS



16. Bitte lesen Sie die Anweisungen sorgfältig durch und installieren Sie es korrekt.
17. Im Spielprozess sollten Eltern immer die Seite der Kinder begleiten .
Erstickengefahr vermeiden .
18. es nicht an einem dunklen, feuchten Ort.
19. Stellen Sie es an einem Ort mit guter Belüftung auf .
20. Reinigen und desinfizieren Sie Ihr Zelt regelmäßig, um es sauber und hygienisch zu halten.



MODEL AND PARAMETERS

Modell	AUTO4ALU
Alter der Bewerbung	1–5 Jahre
Aussehen	Konische Metallhalterung
Produktgröße	128*125*175cm
Material	Stoff aus Pfirsichhaut + Aluminium
Farbe	Beige

PARTS LIST AND INSTALLATION

HINWEIS: Bitte überprüfen Sie, ob alle in der Teileliste aufgeführten Teile vorhanden sind.

	
Zelt x 1	Kissen * 1

	
<p>Aufbewahrungstasche * 1</p>	<p>Benutzerhandbuch x1</p>

Installation:

SCHRITT 1: Öffnen Sie die Aufbewahrungstasche und entnehmen Sie alles.



SCHRITT 2: Bauen Sie das Zelt auf und breiten Sie dann die vier Stangen aus.



SCHRITT 3: Halten Sie den Kopf der Stange mit einer Hand und drücken Sie mit der anderen Hand den Knopf an der Stange, um die Stange zu strecken.



SCHRITT 4: Dehnen Sie vier Stäbe auf die gleiche Weise, um das Produkt zu formen.



SCHRITT 5: Legen Sie die Kissen aus.



MAINTENANCE

10. Reinigen und desinfizieren Sie Ihr Zelt regelmäßig, um es sauber und hygienisch zu halten.
11. Vor direkter Sonneneinstrahlung schützen .
12. Überprüfen Sie vor jeder Installation die Zuverlässigkeit der Teile .

Hersteller: PIZHOU CAPE OUTDOOR GOODS CO., LTD

Herkunftsadresse: Gebäude Nr. 3, PuHui Industrial Park, TieFu Town, PiZhou City, JiangSu, China

Tel.: 0516-86989619 E-Mail:sales003@capeoutdoor.com.cn

EK-VERTRETER: SHUNSHUN GmbH .

Römeräcker 9 Z2021,76351 Linkenheim-Hochstetten, Deutschland

Tel: +49 1727041930 euvertreter@gmail.com

Britischer Vertreter: Pooledas Group Ltd.

Einheit 5 Albert Edward House, The Pavilions Preston, Vereinigtes Königreich

Tel: 01772418127 pooledas123@gmail.com

Importiert nach AUS: SIHAO PTY LTD.

1 ROKEVA STREET EASTWOOD NSW 2122 Australien

Importiert in die USA: Sanven Technology Ltd.

Suite 250, 9166 Anaheim Place, Rancho Cucamonga, CA 91730

In China hergestellt

VEVOR[®]
TOUGH TOOLS, HALF PRICE

Technisch Support- und E-Garantiezertifikat
www.vevor.com/support

VEVOR[®]

TOUGH TOOLS, HALF PRICE

Assistance technique et certificat de garantie électronique www.vevor.com/support

TENTE DE JEU POUR ENFANTS

MODÈLE : AUTO4ALU

We continue to be committed to provide you tools with competitive price. "Save Half", "Half Price" or any other similar expressions used by us only represents an estimate of savings you might benefit from buying certain tools with us compared to the major top brands and does not necessarily mean to cover all categories of tools offered by us. You are kindly reminded to verify carefully when you are placing an order with us if you are actually saving half in comparison with the top major brands.

VEVOR®

TOUGH TOOLS, HALF PRICE

KIDS PLAY TENT

MODÈLE : AUTO4ALU



REMARQUE : les objets réels et les images peuvent être légèrement différents, veuillez vous référer à votre achat !

NEED HELP? CONTACT US!

Have product questions? Need technical support? Please feel free to contact us:

Technical Support and E-Warranty Certificate
www.vevor.com/support

This is the original instruction, please read all manual instructions carefully before operating. VEVOR reserves a clear interpretation of our user manual. The appearance of the product shall be subject to the product you received. Please forgive us that we won't inform you again if there are any technology or software updates on our product.

SAFETY INSTRUCTIONS



21. Veuillez lire attentivement les instructions et l'installer correctement.
22. Dans le processus de jeu, les parents doivent toujours accompagner les enfants . Évitez le risque d'étouffement .
23. Ne l'installez pas dans un endroit sombre et humide.
24. Mettez-le dans un endroit bien ventilé .
25. Nettoyez et désinfectez fréquemment votre tente pour la garder propre et hygiénique.



MODEL AND PARAMETERS

Modèle	AUTO4ALU
Âge de candidature	1-5 ans
Apparence	Support métallique conique
Taille du produit	128*125*175cm
Matériel	Tissu peau de pêche + aluminium
Couleur	Beige

PARTS LIST AND INSTALLATION

REMARQUE : Veuillez vérifier que vous disposez de toutes les pièces indiquées dans la liste des pièces.

	
Tente x 1	Coussin x 1

	
<p>Sac de rangement x 1</p>	<p>Manuel d'utilisation x1</p>

Installation:

ÉTAPE 1 : Ouvrez le sac de rangement et retirez tout.



ÉTAPE 2 : Montez la tente, puis étalez les quatre poteaux.



ÉTAPE 3 : Tenez la tête du poteau d'une main et appuyez sur le bouton du poteau de l'autre main pour étirer le poteau.



ÉTAPE 4 : Étirez quatre tiges de la même manière pour former le produit.



ÉTAPE 5 : Disposez les coussins.



MAINTENANCE

13. Nettoyez et désinfectez fréquemment votre tente pour la garder propre et hygiénique.
14. Entreposer à l'écart de la lumière du soleil .
15. Vérifiez la fiabilité des pièces avant chaque installation .

Fabricant: PIZHOU CAPE OUTDOOR GOODS CO., LTD

Adresse d'origine : bâtiment n° 3, parc industriel PuHui, ville de TieFu, ville de PiZhou, JiangSu, Chine

Tél : 0516-86989619 E-mail : sales003@capeoutdoor.com.cn

REPRÉSENTANT CE : SHUNSHUN GmbH .

Römeräcker 9 Z2021,76351 Linkenheim-Hochstetten, Allemagne

Tél : +49 1727041930 euvertreter@gmail.com

REPRÉSENTANT DU ROYAUME-UNI : Pooledas Group Ltd.

Unité 5 Albert Edward House, The Pavilions Preston, Royaume-Uni

Tél : 01772418127 pooledas123@gmail.com

Importé en Australie : SIHAO PTY LTD.

1 ROKEVA STREETASTWOOD NSW 2122 Australie

Importé aux États-Unis : Sanven Technology Ltd.

Bureau 250, 9166 Anaheim Place, Rancho Cucamonga, CA 91730

Fabriqué en Chine

VEVOR[®]

TOUGH TOOLS, HALF PRICE

Technique Assistance et certificat de garantie électronique

www.vevor.com/support

VEVOR[®]

TOUGH TOOLS, HALF PRICE

Technische ondersteuning en e-garantiecertificaat www.vevor.com/support

KINDEREN SPELEN TENT

MODEL: AUTO4ALU

We continue to be committed to provide you tools with competitive price.

"Save Half", "Half Price" or any other similar expressions used by us only represents an estimate of savings you might benefit from buying certain tools with us compared to the major top brands and does not necessarily mean to cover all categories of tools offered by us. You are kindly reminded to verify carefully when you are placing an order with us if you are actually saving half in comparison with the top major brands.

VEVOR®

TOUGH TOOLS, HALF PRICE

KIDS PLAY TENT

MODEL: AUTO4ALU



OPMERKING: Echte objecten en afbeeldingen kunnen enigszins afwijken, raadpleeg uw aankoop!

NEED HELP? CONTACT US!

Have product questions? Need technical support? Please feel free to contact us:

Technical Support and E-Warranty Certificate
www.vevor.com/support

This is the original instruction, please read all manual instructions carefully before operating. VEVOR reserves a clear interpretation of our user manual. The appearance of the product shall be subject to the product you received. Please forgive us that we won't inform you again if there are any technology or software updates on our product.

SAFETY INSTRUCTIONS


26. Lees de instructies zorgvuldig door en installeer deze correct.
27. Tijdens het spelen moeten ouders altijd de kant van de kinderen begeleiden . Vermijd het gevaar van verstikking .
28. hem niet op een donkere, vochtige plaats.
29. Zet hem op een plaats met goede ventilatie .
30. Reinig en desinfecteer uw tent regelmatig om hem schoon en hygiënisch te houden.



MODEL AND PARAMETERS

Model	AUTO4ALU
Leeftijd van aanmelding	1-5 leeftijd
Verschijsing	Taps toelopend, metalen steun
Product grootte	128*125*175cm
Materiaal	Perzikachtige stof + aluminium _ _
Kleur	Beige

PARTS LIST AND INSTALLATION

OPMERKING: Controleer of u alle onderdelen heeft, zoals weergegeven in de onderdelenlijst.

	
Tent x 1	Kussen x 1

	
Opbergtas x 1	Gebruikershandleiding x1

Installatie:

STAP1: Open de opbergtas en verwijder alles.



STAP2: Zet de tent op en spreid de vier stokken uit.



STAP3: Houd de kop van de paal met één hand vast en druk met de andere hand op de knop op de paal om de paal te strekken.



STAP4: Rek op dezelfde manier vier staven uit om het product te vormen.



STAP5: Leg de kussens neer.



MAINTENANCE

16. Reinig en desinfecteer uw tent regelmatig om hem schoon en hygiënisch te houden.
17. Buiten direct zonlicht bewaren .
18. Controleer vóór elke installatie de betrouwbaarheid van de onderdelen .

Fabrikant: PIZHOU CAPE OUTDOOR GOODS CO.,LTD

Herkomstadres: Gebouw #3, PuHui Industrial Park, TieFu Town, PiZhou City, JiangSu, China

Tel: 0516-86989619 E-mail:sales003@capeoutdoor.com.cn

EG-REP: SHUNSHUN GmbH .

Römeräcker 9 Z2021,76351 Linkenheim-Hochstetten, Duitsland

Tel: +49 1727041930 euvertreter@gmail.com

VK REP: Pooledas Group Ltd.

Eenheid 5 Albert Edward House, The Pavilions Preston, Verenigd Koninkrijk

Tel: 01772418127 pooledas123@gmail.com

Geïmporteerd naar AUS: SIHAO PTY LTD.

1 ROKEVA STREETEASTWOOD NSW 2122 Australië

Geïmporteerd naar de VS: Sanven Technology Ltd.

Suite 250, 9166 Anaheim Place, Rancho Cucamonga, CA 91730

Gemaakt in China

VEVOR[®]

TOUGH TOOLS, HALF PRICE

Technisch Ondersteuning en e-garantiecertificaat

www.vevor.com/support

VEVOR[®]

TOUGH TOOLS, HALF PRICE

Teknisk support och e-garanticertifikat www.vevor.com/support

BARN LEKTÄLT

MODELL: AUTO4ALU

We continue to be committed to provide you tools with competitive price. "Save Half", "Half Price" or any other similar expressions used by us only represents an estimate of savings you might benefit from buying certain tools with us compared to the major top brands and does not necessarily mean to cover all categories of tools offered by us. You are kindly reminded to verify carefully when you are placing an order with us if you are actually saving half in comparison with the top major brands.

VEVOR®

TOUGH TOOLS, HALF PRICE

KIDS PLAY TENT

MODELL: AUTO4ALU



OBS: Verkliga föremål och bilder kan vara något annorlunda, se ditt köp!

NEED HELP? CONTACT US!

Have product questions? Need technical support? Please feel free to contact us:

Technical Support and E-Warranty Certificate
www.vevor.com/support

This is the original instruction, please read all manual instructions carefully before operating. VEVOR reserves a clear interpretation of our user manual. The appearance of the product shall be subject to the product you received. Please forgive us that we won't inform you again if there are any technology or software updates on our product.

SAFETY INSTRUCTIONS





31. Läs instruktionerna noggrant och installera den korrekt.
32. Under leken bör föräldrar alltid följa med barnens sida . Undvik risken för kvävning .
33. den inte på en mörk, fuktig plats.
34. Placera den på en plats med god ventilation .
35. Rengör och desinficera ditt tält ofta för att hålla det rent och hygieniskt.

MODEL AND PARAMETERS

Modell	AUTO4ALU
Ansökningsålder	1-5 år
Utseende	Avsmalnande metallstöd
Produktstorlek	128*125*175 cm
Material	Peach s kin tyg + Aluminium
Färg	Beige

PARTS LIST AND INSTALLATION

OBS: Kontrollera att du har alla delar som visas i dellistan.

	
Tält x 1	Kudde x 1
	
Förvaringspåse x 1	Användarmanual x1

Installation:

STEG 1: Öppna förvaringspåsen och ta bort allt.



STEG 2: Res upp tältet och sprid sedan ut de fyra stängerna.



STEG 3: Håll i stavens huvud med ena handen och tryck på knappen på staven med den andra handen för att sträcka ut staven.



STEG 4: Sträck ut fyra stavar på samma sätt för att forma produkten.



STEG 5: Lägg ut kuddarna.



MAINTENANCE

19. Rengör och desinficera ditt tält ofta för att hålla det rent och hygieniskt.
20. Förvaras åtskilt från direkt solljus .
21. Kontrollera delarnas tillförlitlighet före varje installation .

Tillverkare: PIZHOU CAPE OUTDOOR GOODS CO.,LTD

Ursprungsadress: Byggnad #3, PuHui Industrial Park, TieFu Town, PiZhou City, JiangSu, Kina

Tel: 0516-86989619 E-post:sales003@capeoutdoor.com.cn

EC REP: SHUNSHUN GmbH .

Römeräcker 9 Z2021,76351 Linkenheim-Hochstetten, Tyskland

Tel: +49 1727041930 euvertreter@gmail.com

UK REP: Pooledas Group Ltd.

Enhet 5 Albert Edward House, The Pavilions Preston, Storbritannien

Tel: 01772418127 pooledas123@gmail.com

Importerad till AUS: SIHAO PTY LTD.

1 ROKEVA STREETEASTWOOD NSW 2122 Australien

Importerad till USA: Sanven Technology Ltd.

Suite 250, 9166 Anaheim Place, Rancho Cucamonga, CA 91730

Tillverkad i Kina

VEVOR[®]

TOUGH TOOLS, HALF PRICE

Teknisk Support och e-garanticertifikat

www.vevor.com/support

VEVOR[®]

TOUGH TOOLS, HALF PRICE

Soporte técnico y certificado de garantía electrónica www.vevor.com/support

TIENDA DE JUEGO PARA NIÑOS

MODELO: AUTO4ALU

We continue to be committed to provide you tools with competitive price. "Save Half", "Half Price" or any other similar expressions used by us only represents an estimate of savings you might benefit from buying certain tools with us compared to the major top brands and does not necessarily mean to cover all categories of tools offered by us. You are kindly reminded to verify carefully when you are placing an order with us if you are actually saving half in comparison with the top major brands.

VEVOR®

TOUGH TOOLS, HALF PRICE

KIDS PLAY TENT

MODELO: AUTO4ALU



NOTA: Los objetos y las imágenes reales pueden ser ligeramente diferentes, ¡ consulte su compra!

NEED HELP? CONTACT US!

Have product questions? Need technical support? Please feel free to contact us:

Technical Support and E-Warranty Certificate
www.vevor.com/support

This is the original instruction, please read all manual instructions carefully before operating. VEVOR reserves a clear interpretation of our user manual. The appearance of the product shall be subject to the product you received. Please forgive us that we won't inform you again if there are any technology or software updates on our product.

SAFETY INSTRUCTIONS



36. Lea atentamente las instrucciones e instálelo correctamente .
37. En el proceso de juego, los padres siempre deben acompañar al lado de los niños . Evite el peligro de asfixia .
38. No lo instale en un lugar oscuro y húmedo.
39. Colóquelo en un lugar con buena ventilación .
40. Limpie y desinfecte su tienda con frecuencia para mantenerla limpia e higiénica.



MODEL AND PARAMETERS

Modelo	AUTO4ALU
Edad de aplicación	1-5 años
Apariencia	Soporte metálico cónico
Tamaño del producto	128*125*175cm
Material	Tela piel de durazno + Aluminio
Color	Beige

PARTS LIST AND INSTALLATION

NOTA: Verifique que tenga todas las piezas como se muestra en la lista de piezas.

	
Tienda x 1	Cojín x 1

	
<p>Bolsa de almacenamiento x 1</p>	<p>Manual de usuario x1</p>

Instalación:

PASO 1: abre la bolsa de almacenamiento y retira todo.



PASO 2: levante la tienda y luego extiende los cuatro postes.



PASO 3: Sostenga la cabeza del poste con una mano y presione el botón del poste con la otra mano para estirar el poste.



PASO4: Estirar cuatro varillas de la misma forma para formar el producto.



PASO 5: Coloca los cojines.



MAINTENANCE

22. Limpie y desinfecte su tienda con frecuencia para mantenerla limpia e higiénica.
23. Guardar alejado de la luz directa del sol .
24. Verifique la confiabilidad de las piezas antes de cada instalación .

Fabricante: PIZHOU CAPE OUTDOOR GOODS CO., LTD

Dirección de origen: Edificio n.º 3, parque industrial PuHui, ciudad TieFu, ciudad de PiZhou, JiangSu, China

Tel: 0516-86989619 Correo electrónico: sales003@capeoutdoor.com.cn

REPRESENTANTE CE: SHUNSHUN GmbH .

Römeräcker 9 Z2021,76351 Linkenheim-Hochstetten, Alemania

Tel: +49 1727041930 euvertreter@gmail.com

REPRESENTANTE DEL REINO UNIDO: Pooledas Group Ltd.

Unidad 5 Albert Edward House, The Pavilions Preston, Reino Unido

Tel: 01772418127 pooledas123@gmail.com

Importado a AUS: SIHAO PTY LTD.

1 ROKEVA STREET ASTWOOD NSW 2122 Australia

Importado a EE. UU.: Sanven Technology Ltd.

Suite 250, 9166 Anaheim Place, Rancho Cucamonga, CA 91730

Hecho en china

VEVOR[®]
TOUGH TOOLS, HALF PRICE

Técnico Certificado de soporte y garantía electrónica
www.vevor.com/support