

Kitchen Scale



Product Overview

The smart kitchen scale combines precise weighing capabilities with smart nutrition tracking. Designed for modern kitchens, this digital scale integrates with a mobile app to monitor macronutrients like fats, carbs, and proteins.

English AI Voicing for food checking and speaking for food name easily. 500 kinds of different food for off-line AI voicing mode.

Product Specifications

Model: KG2458ULB-D

FCC ID: 2AP3Q-KG2458ULB

Max Capacity: 5kg/11lb

Min Weight: 2g

Division: 1g/0.1oz

Units: g,ml(water),ml(milk),oz,lb:oz

Power: 300mAh rechargeable lithium battery/Type-c


Weighing Platform: tempered glass

Display: color LCD 55x17mm

Bluetooth connectivity

Product Diagram





Getting Started

POWER ON :

- Recharge the scale before first use
- Short press TARE to power on

TURN OFF:

- Long press TARE.
- Auto-off:Scale powers down after 120s .

Weighing & Unit Conversion

Default unit : g

Press UNIT to toggle between :

- g
- ml(water)
- ml(milk)
- oz
- lb:oz

How to Operate

1.Download Fitdays+ APP

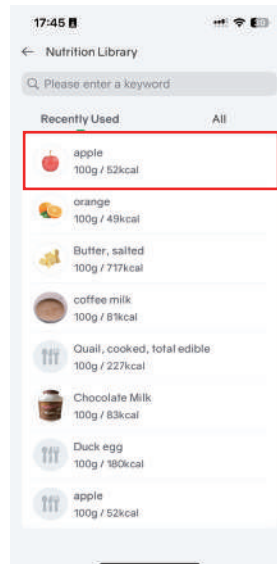
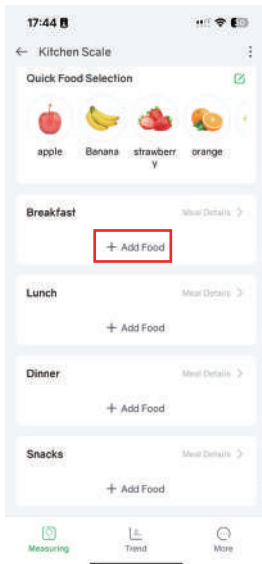


2.Pairing Instructions

- (1) Turn on the kitchen scale
- (2) Open the app and enable Bluetooth
- (3) Select device “MY_SCALE”.

3.Choose food type

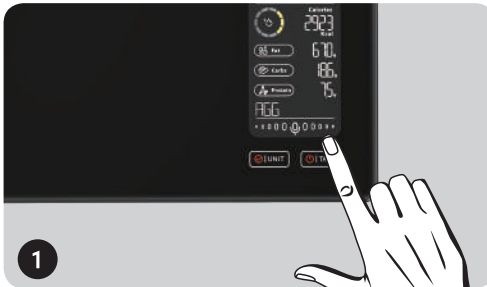
Option1: Select the corresponding food intake time and type on the app



Option2:

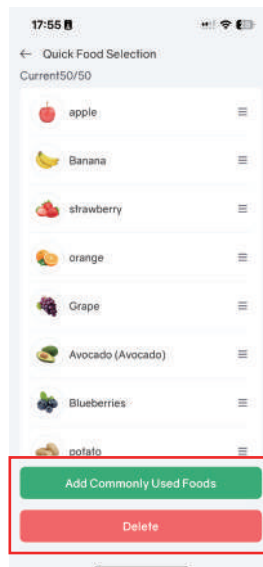
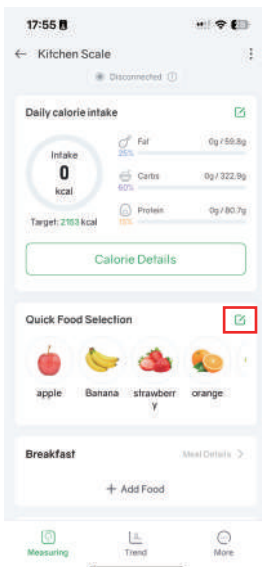
AI voice mode (English only):

- * Speak "Hello Vita" to activate.
- * Speak the food name clearly.
- * Display shows food name and place food to weigh.
- * Press Confirm Button to save data.



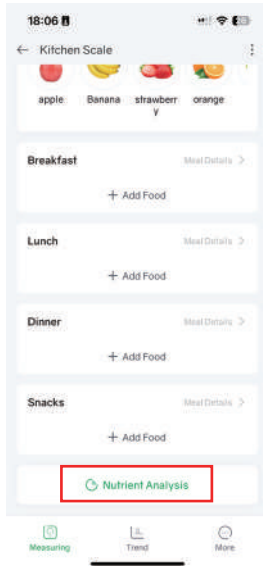
4. Customize frequently used foods

The app supports customizing and resorting 50 frequently used foods.



5. Check Nutrient Analysis and Trend

Click Nutrient Analysis to view more detailed nutrient intake analysis and trends.



Daily Calorie Goal Tracking

Set calorie targets and monitor progress directly for weight management support.



Low



Modest



High



Too high

Troubleshooting

ISSUE	CAUSE	SOLUTION
"Lo" on display	Low battery	Recharge battery
"Err" on display	Overweight (>5020g)	Remove excess weight
No Bluetooth	Not paired/ app closed	Reconnect in app settings
Inaccurate weight	Not on flat surface	Use on flat, stable platform

Safety & Maintenance

- Do not immerse in water.
- Clean with damp cloth.
- Store in dry, cool place.
- Keep away from strong electromagnetic sources.



FCC Statement

Operation is subject to the following two conditions:

- (1) This device may not cause harmful interference.
- (2) This device must accept any interference received, including interference that may cause undesired operation.

Note: This equipment has been tested and found to comply with the limits for a Class B digital device, pursuant to part 15 of the FCC Rules. These limits are designed to provide reasonable protection against harmful interference in a residential installation. This equipment generates, uses and can radiate radio frequency energy and, if not installed and used in accordance with the instructions, may cause harmful interference to radio communications. However, there is no guarantee that interference will not occur in a particular installation. If this equipment does cause harmful interference to radio or television reception, which can be determined by turning the equipment off and on, the user is encouraged to try to correct the interference by one or more of the following measures:

- Reorient or relocate the receiving antenna.
- Increase the separation between the equipment and receiver.
- Connect the equipment into an outlet on a circuit different from that to which the receiver is connected.
- Consult the dealer or an experienced radio/TV technician for help.

Changes or modifications not expressly approved by the party responsible for compliance could void the user's authority to operate the equipment.

Made in China

