

Important Notes

If the device has been left unused for over 6 months, it needs to be fully charged before using.

In order to extend the battery life, for the first two times, it is recommended to use the device until the battery runs out of power before recharging.

Certificate Warning

Check the E-labels from Settings » Certifications

CAUTION

Risk of explosion if the battery is replaced by an incorrect type;

disposal of a battery into fire or a hot oven, or mechanically crushing or cutting of a battery, that can result in an explosion;

leaving a battery in an extremely high temperature surrounding environment that can result in an explosion or the leakage of flammable liquid or gas;

a battery subjected to extremely low air pressure that may result in an explosion or the leakage of flammable liquid or gas.

	IT	NL	SK	LV	LT
	DK	IE	BG	RO	MT
	ES	PT	FR	DE	EE
FI	AT	SE	PL	BE	LU
HU	CZ	CY	SI	GB	GR

Note: In all EU member, operation of 5150-5250 MHz is restricted to indoor use only.



This equipment complies with Directive 2014/53/EU radiation exposure limits set forth for an uncontrolled environment. End user must follow the specific operating instructions for satisfying RF exposure compliance. This transmitter must not be co-located or operating in conjunction with any other antenna or transmitter. The portable device is designed to meet the requirements for exposure to radio waves established by European Union market (France).

FCC Statement

Any Changes or modifications not expressly approved by the party responsible for compliance could void the user's authority to operate the equipment.

This device complies with part 15 of the FCC Rules. Operation is subject to the following two conditions: (1) This device may not cause harmful interference, and (2) This device must accept any interference received, including interference that may cause undesired operation.

Note : This equipment has been tested and found to comply with the limits for a Class B digital device, pursuant to part 15 of the FCC Rules. These limits are designed to provide reasonable protection against harmful interference in a residential installation. This equipment generates, uses and can radiate radio frequency energy and, if not installed and used in accordance with the instructions, may cause harmful interference to radio communications. However, there is no guarantee that interference will not occur in a particular installation. If this equipment does cause harmful interference to radio or television reception, which can be determined by turning the equipment off and on, the user is encouraged to try to correct the interference by one or more of the following measures:

—Reorient or relocate the receiving antenna.

—Increase the separation between the equipment and receiver.

—Connect the equipment into an outlet on a circuit different from that to which the receiver is connected.

—Consult the dealer or an experienced radio/TV technician for help.

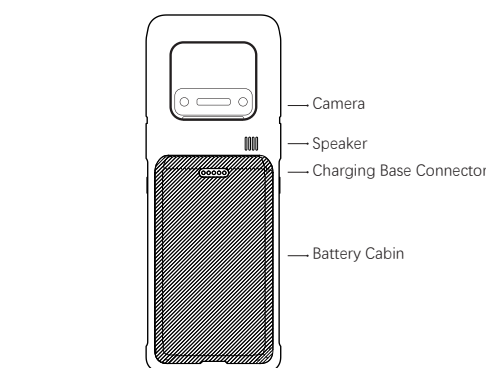
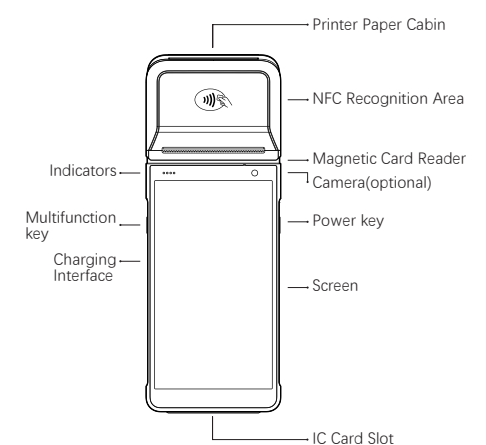
RF Exposure Information (SAR) :

This device meets the government's requirements for exposure to radio waves. This device is designed and manufactured not to exceed the emission limits for exposure to radio frequency (RF) energy set by the Federal Communications Commission of the U.S. Government. The exposure standard for wireless devices employs a unit of measurement known as the Specific Absorption Rate, or SAR. The SAR limit set by the FCC is 1.6 W/kg for body and 4.0W/kg for Limbs. *Tests for SAR are conducted using standard operating positions accepted by the FCC with the device transmitting at its highest certified power level in all tested frequency bands. Although the SAR is determined at the highest certified power level, the actual SAR level of the device while operating can be well below the maximum value. This is because the device is designed to operate at multiple power levels so as to use only the power required to reach the network. In general, the closer you are to a wireless base station antenna, the lower the power output. The FCC has granted an Equipment Authorization for this device with all reported SAR levels evaluated as in compliance with the FCC RF exposure guidelines. SAR information on this device is on file with the FCC and can be found under the Display Grant section of <http://www.fcc.gov/oet/fccid> after searching on FCC ID: 2AXOJ-P5PRO For body worn operation, this device has been tested and meets the FCC RF exposure guidelines for use with an accessory that contains no metal and the positions the device minimum of 10 mm from the body .

Quick Start Guide

P5-PRO

Product Details



- Printer Paper Cabin:** to insert printing paper
- NFC Recognition Area:** to recognize NFC card
- Magnetic Card Reader:** to swipe magnetic Card
- Power key:** long press to power on/off; short press to activate or shut down the screen
- Screen:** display and touch operation
- IC Card Slot:** to insert IC card
- Charging Interface:** to insert USB-C plug of charger
- Multifunction key:** Press this button to scan or turn on the rear camera
- Indicators:** indicating terminal transaction status
- Camera:** scanning and photography
- Speaker:** to play sound
- Charging Base Connector:** to connect with the charging base
- Battery Cabin:** to place and protect the battery

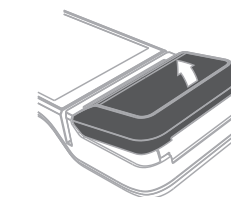
Main Specifications

Model Number	P5-PRO
Operation System	Android OS
CPU	Qualcomm Octa-Core
Communications	TDD/FDD/WCDMA/HSPA/GSM/EDGE/WIFI2.4+5G/ HSPA+ /BT/BLE
Memory	2GB RAM,32GB ROM
Screen	5.5"LCD
Camera	Front camera 2 Mega Fixed Focus(Optional) Rear camera 5 Mega Auto Focus
BT	BT5.0, Dual Mode

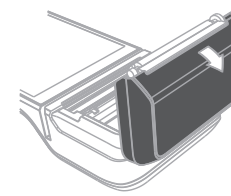
Wi-Fi	WLAN802.11a/b/g/n/ac
NFC	13.56MHz
Magnetic Card Reader	Track 1/2/3
IC Card Reader	ISO7816, Encrypted Head
PSAM Card Slot	2 Slots
SIM Card Slot	2 Slot, 3V/1.8V
Printer	2 inch thermal printer, paper cabin diameter:40mm
Battery	7.4V,2620mAh, Li-polymer

Open Printer LID

Step 1:



Step 2:



Safety Alert

- Do not place the terminal in extremely hot or cold conditions.
- Do not place terminal together with computer disc, credit card, travel card or any other magnetic items; otherwise, the information stored in magnetic cards will be affected.
- Do not place the terminal in fire.
- Do not disassemble the terminal or any accessories by yourself.
- Please use a moist and anti-static cloth to clean the terminal screen.
- Warning: Please replace the batteries with the same type and rating to avoid battery explosion.
- Do not expose the battery in strong direct sunlight, near heat sources or any similar conditions.
- Please recycle or dispose of old, weak, or worn batteries in accordance with local, regional, or national law or regulation.
- Do not use detergent with chemical or scrub particle which may damage the terminal body or screen.
- Please keep the terminal in a safe place and avoid crush or squeeze that may cause a damage on screen or camera.
- When the user use the third party's root tool or update with unauthorized operation system, it will bring risk to the normal operation system.
- The maximum operating temperature of the product should not exceed 40°C.
- Product battery should not be placed in an overheated environment (over 60°C).
- To prevent potential electrical damage ,please be recommended to use the power adapter and the USB cable provided with the packing only.

