F26070636

KTC® 设计稿、样稿确认

（相同样稿以最新承认日期为准）

物料编号：

物料描述：HG-P1A-RX HORION-电商 投屏器 英文说明书（2P风琴折页，成品尺寸74×105mm，展开尺寸296×105mm，需符合TSCA）

设计申请人：　　设计人：谭文文

承认人：　　承认日期：

备注：整本四色印刷，105g哑粉纸，不过膜 不压纹，正反两面印刷

不印刷KTC料号及料号二维码

在7311-HGP100-60308861设计单基础上添加FCC标语、QC PASS章

严禁供应商私自修改调整KTC文件，
如文件和印刷工艺有冲突需要调整，
请联系KTC 设计师或RE 确认修改方案

折叠效果示意图

296 mm

封面

Horion

Wireless Display Adapter
HG-P1A-RX User Manual

Shenzhen Horion Intelligent Technology Co.,Ltd
Website: https://global.horion.com

Product list

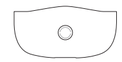

Wireless Display Adapter x 1

Power cable x 1

HDMI cable x 1

(The pictures above are for reference only)

Basic Parameters

Product name: Wireless Display Adapter
Product model: HG-P1A-RX
Product color: White
Resolution: 1080P 60 Hz

Supported Operating Systems:
Windows: Windows10 and above
Android: Android7.0 and above
IOS: IOS 12.0 and above
Mac: Mac OSX 10.11 and above

Product Description

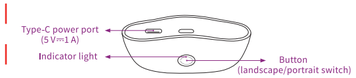

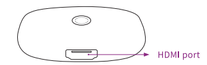

Receiver Indicator Status:
Solid blue light: Receiver powered on and ready.

Usage Introduction

Connect display device:
- Power on the receiver.
- Connect the receiver to your display device with an HDMI cable.
- Select the corresponding HDMI input source on the display device.

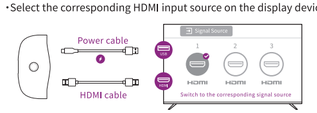

Usage Introduction

Screen Mirroring Methods for Different Devices:

Android Phone/Tablet
Swipe down→Tap Cast/Screen Mirroring icon→Select device

Windows
Press Windows key + K →Select device

iPhone/iPad
Open Control Center→Tap Screen Mirroring→Select device

macOS
Open Control Center in menu bar→Tap Screen Mirroring→Select device

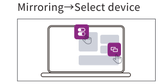

*Pairing code required for Apple devices

裁切线，不印刷

Landscape & Portrait Switching

Support landscape / portrait screen switching:
Press the button on the receiver to switch between landscape and portrait modes.

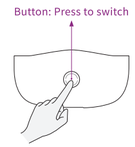

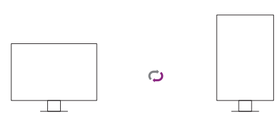

FAQ

Q: There's nothing on the display.
A: Please check whether the display device switch to the correct HDMI source or the receiver is in charging or not. When the receiver is in charging, the indicator light will be solid blue. After switching the display device to the correct HDMI source, the display device screen will jump to the software interface of the screen mirror.

Notes

1. **Optimal Mirroring Distance:** To ensure stable and high-quality mirroring effect, it is recommended that there are no obstructions within the straight-line distance between the source device and the display during transmission.
2. **After-sales Service:** If screen mirroring fails, please refer to the solutions in the FAQ section. If the issue persists, contact our technical support team for further assistance.

FCC Statement

1. This device complies with Part 15 of the FCC Rules. Operation is subject to the following two conditions:
(1)This device may not cause harmful interference.
(2)This device must accept any interference received, including interference that may cause undesired operation.
2. Changes or modifications not expressly approved by the party responsible for compliance could void the user's authority to operate the equipment.
Note: This equipment has been tested and found to comply with the limits for a class B digital device, pursuant to Part 15 of the FCC Rules. These limits are designed to provide reasonable protection against harmful interference in a residential installation.

This equipment generates uses and can radiate radio frequency energy and, if not installed and used in accordance with the instructions, may cause harmful interference to radio communications. However, there is no guarantee that interference will not occur in a particular installation. If this equipment does cause harmful interference to radio or television reception, which can be determined by turning the equipment off and on, the user is encouraged to try to correct the interference by one or more of the following measures:
- Reorient or relocate the receiving antenna.
- Increase the separation between the equipment and receiver.
- Connect the equipment into an outlet on a circuit different from that to which the receiver is connected.
- Consult the dealer or an experienced radio/TV technician for help.

The device has been evaluated to meet general RF exposure requirement. This equipment should be installed and operated with a minimum distance of 20 cm between the radiator and your body. (For product: Wireless Display Adapter)

The device has been evaluated to meet general RF exposure requirement. The device can be used in portable exposure condition without restriction.(For product: Transmitter & Receiver Kit)

The terms HDMI, HDMI High-Definition Multimedia Interface, HDMI Trade dress and the HDMI Logos are trademarks or registered trademarks of HDMI Licensing Administrator, Inc.

Quality Certificate

Product: Transmitter & Receiver Kit

This product has been inspected by our company's Quality Control and Quality Assurance departments. Its performance parameters comply with the technical standards and it is approved for shipment.

产品合格证
检验员：_____

QC PASS

Scan the QR code to view
Product Use Video Demonstration

105 mm

74 mm

沿中间红色虚线折叠（红色虚线不印刷）