

60CM CONTEMPORARY OVENS AND COMPANIONS

PLANNING GUIDE

- SERIES 9 PYROLYTIC OVEN | OB60SACPUDX5**
- SERIES 9 COMBI-STEAM OVEN | OS60SACVUDX5**
- SERIES 9 COMPACT COMBI-STEAM OVEN | OS60NACVUDX5**
- SERIES 9 COMPACT COMBI-MICROWAVE OVEN | OM60NCUDX5**
- SERIES 9 BUILT-IN COFFEE MAKER | EB60CSX3**
- SERIES 9 TALL WARMING DRAWER | WB60SCTX3**
- SERIES 9 INTEGRATED TALL WARMING DRAWER | WB60SDTEI3**
- SERIES 9 WARMING DRAWER | WB60SCX3**
- SERIES 9 INTEGRATED WARMING DRAWER | WB60SDEI3**
- SERIES 9 VACUUM SEAL DRAWER | VB60SCX3**
- SERIES 9 INTEGRATED VACUUM SEAL DRAWER | VB60SDEI3**



INTRODUCTION

This comprehensive planning guide provides you with the framework and tools to achieve your desired design outcome with Fisher & Paykel appliances. In this guide, you will find a range of conceptual, detailed, and dimensional product information to bring your ideas to life and create spaces that truly reflect your vision.

SUPPORT

For additional design planning and installation support please contact the Fisher & Paykel design support team.

designsupport@fisherpaykel.com

NOTES

The models shown in this Planning Guide may not be available in all markets and are subject to change at any time. Refer to our website fisherpaykel.com for the latest document version. Product specifications may vary from those shown.

This Planning Guide should not be used as installation guidance for any product. Specific installation guidance will be available with the product on delivery and on our website.

CONCEPT DESIGN

PAGE

DESIGN CHOICE

| | |
|----------------------|---|
| Styles | 4 |
| Contemporary Style | 5 |
| Installation Options | 6 |
| Overview | 7 |

SPECIFICATION GUIDE

| | |
|--|----|
| Pyrolytic Oven | 9 |
| Combi-Steam Oven | 10 |
| Compact Combi-Steam Oven | 11 |
| Compact Combi-Microwave Oven | 12 |
| Built-in Coffee Maker | 13 |
| Tall Warming Drawer | 14 |
| Integrated Tall Warming Drawer | 15 |
| Warming Drawer | 16 |
| Integrated Warming Drawer | 17 |
| Vacuum Seal Drawer | 18 |
| Integrated Vacuum Seal Drawer | 19 |
| Dimensions - Ovens | 20 |
| Dimensions - Compact Ovens and Built-in Coffee Maker | 21 |
| Dimensions - Drawers | 22 |
| Services | 23 |

DEVELOPED AND DETAILED DESIGN

PAGE

DEVELOPED AND DETAILED DESIGN

PAGE



DESIGN CHOICE



MINIMAL STYLE - HANDLELESS



MINIMAL STYLE



CONTEMPORARY STYLE

Celebrating a singular aesthetic to blend seamlessly into the kitchen, Minimal style ovens feature subtle textural and tonal contrasts for a sense of refinement and purity.

Defined by clean lines and timeless design cues, Contemporary style ovens bring a sense of balance and refinement. A versatile aesthetic that complements a range of kitchen styles.

This Planning Guide is for the Contemporary Style featuring 60cm Ovens and Companions. For information on other styles, please visit the Fisher and Paykel website. To see what models are available, head to the 'Overview' section in this Planning Guide.

The models shown in this Planning Guide may not be available in all markets and are subject to change at any time. Product specifications may vary from those shown. This Planning Guide should not be used as installation guidance for any product. Further information is required to safely and correctly install the products featured here. Specific installation guidance will be available with the product on delivery and on our website fisherpaykel.com



FINISH




Brushed
Silver Glass

OVENS

PYROLYTIC

COMBI-STEAM

COMBI-MICROWAVE



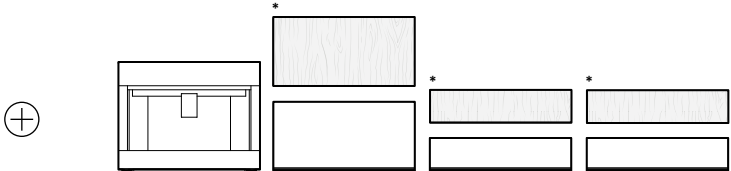
COMPANIONS

BUILT-IN COFFEE MAKER

TALL WARMING DRAWER

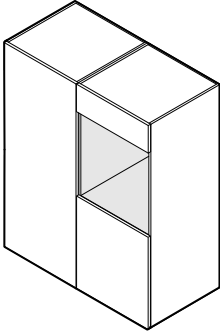
WARMING DRAWER

VACUUM SEAL DRAWER

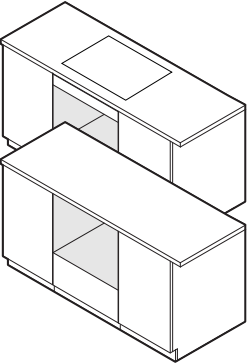


*Integrated model, panel ready for a custom front panel.

INSTALLATION OPTIONS



Installation in wall



Installation under-bench

The models shown in this Planning Guide may not be available in all markets and are subject to change at any time. Product specifications may vary from those shown. This Planning Guide should not be used as installation guidance for any product. Further information is required to safely and correctly install the products featured here. Specific installation guidance will be available with the product on delivery and on our website fisherpaykel.com

CONSIDERATIONS

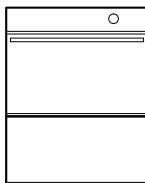
Different configurations possible, consider heights for grid and row installations.

STACK HEIGHT

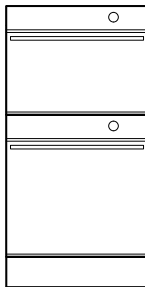
Stack Height is overall product height with minimum clearance above appliance front panel to upper cabinetry front panel or appliance.

STACKED INSTALLATION

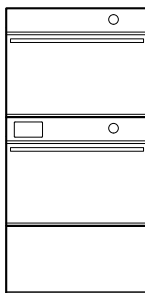
Stack Height
750mm



Stack Height
1200mm

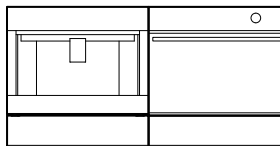


Stack Height
1210mm

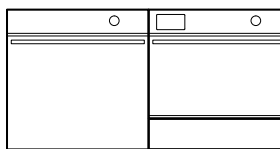


GRID INSTALLATION

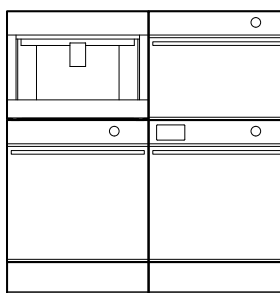
Stack Height
600mm



Stack Height
600mm

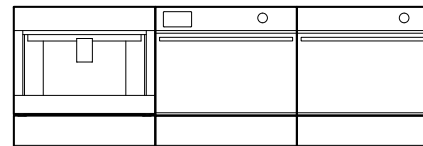


Stack Height
1200mm

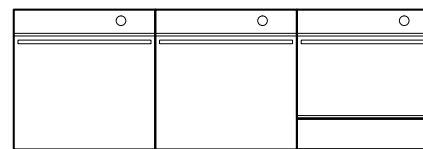


ROW INSTALLATION

Stack Height
600mm



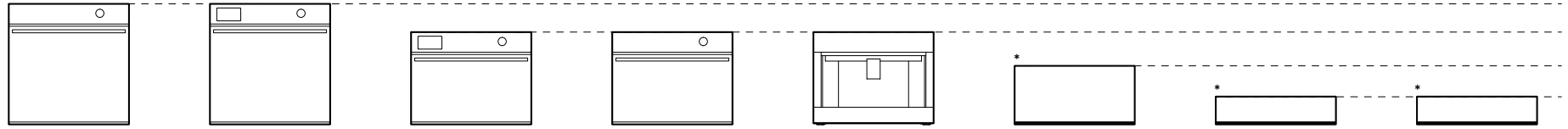
Stack Height
600mm



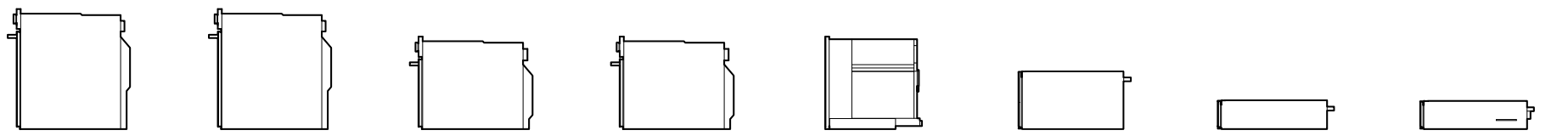
The models shown in this Planning Guide may not be available in all markets and are subject to change at any time. Product specifications may vary from those shown. This Planning Guide should not be used as installation guidance for any product. Further information is required to safely and correctly install the products featured here. Specific installation guidance will be available with the product on delivery and on our website fisherpaykel.com



FRONT ELEVATION



SIDE ELEVATION



| | PYROLYTIC OVEN | COMBI-STEAM OVEN | COMPACT COMBI-STEAM OVEN | COMPACT COMBI-MICROWAVE OVEN | BUILT-IN COFFEE | TALL WARMING DRAWER | WARMING DRAWER | VACUUM SEAL DRAWER |
|-------------------------------------|-----------------------|-------------------------|---------------------------------|-------------------------------------|------------------------|----------------------------|-----------------------|---------------------------|
| Series | Series 9 | Series 9 | Series 9 | Series 9 | Series 9 | Series 9 | Series 9 | Series 9 |
| Brushed Silver Glass Models | OB60SACPUDX5 | OS60SACVUDX5 | OS60NACVUDX5 | OM60NCUDX5 | EB60CSX3 | WB60SCTX3 | WB60SCX3 | VB60SCX3 |
| Integrated Models | - | - | - | - | - | WB60SDTEI3 | WB60SDEI3 | VB60SDEI3 |
| Interface | 6.8" Touchscreen | 6.8" Touchscreen | 6.8" Touchscreen | 6.8" Touchscreen | 4.3" Touchscreen | - | - | - |
| Overall Height | 598mm | 598mm | 458mm | 458mm | 458mm | 290mm | 140mm | 140mm |
| Overall Width | 596mm | 596mm | 596mm | 596mm | 596mm | 596mm | 596mm | 596mm |
| Control Panel/Front Panel Thickness | 20mm | 20mm | 20mm | 20mm | 20mm | 20mm | 20mm | 20mm |

*Integrated models available.

The models shown in this Planning Guide may not be available in all markets and are subject to change at any time. Product specifications may vary from those shown. This Planning Guide should not be used as installation guidance for any product. Further information is required to safely and correctly install the products featured here. Specific installation guidance will be available with the product on delivery and on our website fisherpaykel.com

SPECIFICATION GUIDE

SERIES 9



OVERVIEW

Designed to be distinctive and timeless, this Contemporary oven matches with our Contemporary style family of appliances. The pyrolytic self-cleaning function breaks down food residue for an easy clean, while precise cooking methods with temperature and heat type recommendations for a wide range of food types are easily accessed via the large touch screen and SmartHQ™.

PRODUCTS

OB60SACPUDX5

60cm Series 9 Contemporary Pyrolytic Oven

SERIES & STYLE

Series 9
Contemporary

ACCESSORIES

- ① Pyro-proof Side Ladders
- ② Full Extension Sliding Shelf (x2)
- ③ Multi-functional Air Fry Tray

FEATURES

- ① Contemporary style is distinctive and timeless. Designed to match with our Contemporary style family of appliances
- ② Self-cleaning pyrolytic function breaks down food residue for an easy clean
- ③ Premium soft open and close door
- ④ Generous 72L useable capacity
- ⑤ Large 6.8" touchscreen is intuitive and easy to use
- ⑥ Create perfect results with precise cooking methods, with temperature and heat type recommendations for your food type
- ⑦ Moisture control and even heat distribution thanks to ActiveVent™ and AeroTech™ technology
- ⑧ Includes a wired temperature sensor for real-time monitoring of cooking temperatures
- ⑨ Connected capability via the SmartHQ™ app gives control & visibility from anywhere at anytime

ACCESSORIES

- ④ Roasting Dish
- ⑤ Flat Brushed Baking Tray
- ⑥ Wired Temperature Sensor



The models shown in this Planning Guide may not be available in all markets and are subject to change at any time. Product specifications may vary from those shown. This Planning Guide should not be used as installation guidance for any product. Further information is required to safely and correctly install the products featured here. Specific installation guidance will be available with the product on delivery and on our website fisherpaykel.com



OVERVIEW

Designed to be distinctive and timeless, this Combi-Steam oven matches with our Contemporary style family of appliances. With versatile cooking options including steam or convection, plus a Steam Clean function for easy maintenance. Precise cooking methods with temperature and heat type recommendations for a wide range of food types are easily accessed via the large touch screen and SmartHQ™.

PRODUCTS

OS60SACVUDX5

60cm Series 9 Contemporary Combi-Steam Oven

SERIES & STYLE

Series 9
Contemporary

ACCESSORIES

- ① Chrome Side Ladders
- ② Telescopic Sliding Runners
- ③ Wire Shelf
- ④ Multi-functional Air Fry Tray
- ⑤ Roasting Dish
- ⑥ Flat Brushed Baking Tray

FEATURES

- ① Contemporary style is distinctive and timeless. Designed to match with our Contemporary style family of appliances
- ② Versatile cooking options with steam or convection heat for optimal results
- ③ Premium soft open and close door
- ④ Generous 72L useable capacity
- ⑤ Large 6.8" touchscreen is intuitive and easy to use
- ⑥ Create perfect results with precise cooking methods, with temperature and heat type recommendations for your food type
- ⑦ Moisture control and even heat distribution thanks to ActiveVent™ and AeroTech™ technology
- ⑧ Steam Clean function ensures a spotless oven with minimal effort
- ⑨ Includes a wired temperature sensor for real-time monitoring of cooking temperatures
- ⑩ Connected capability via the SmartHQ™ app gives control & visibility from anywhere at anytime

ACCESSORIES

- ⑦ Large Perforated Steam Dish
- ⑧ Small Perforated Steam Dish
- ⑨ Large Steam Dish
- ⑩ Wired Temperature Sensor
- ⑪ Descale Solution x2 sachets (Part 580295)



The models shown in this Planning Guide may not be available in all markets and are subject to change at any time. Product specifications may vary from those shown. This Planning Guide should not be used as installation guidance for any product. Further information is required to safely and correctly install the products featured here. Specific installation guidance will be available with the product on delivery and on our website fisherpaykel.com



OVERVIEW

Designed to be distinctive and timeless, this Combi-Steam oven matches with our Contemporary style family of appliances. With versatile cooking options including steam or convection, plus a Steam Clean function for easy maintenance. Precise cooking methods with temperature and heat type recommendations for a wide range of food types are easily accessed via the large touch screen and SmartHQ™.

PRODUCTS

OS60NACVUDX5

60cm Series 9 Contemporary Compact Combi-Steam Oven

SERIES & STYLE

Series 9
Contemporary

ACCESSORIES

- ① Chrome Side Ladders
- ② Telescopic Sliding Runners
- ③ Wire Shelf
- ④ Multi-functional Air Fry Tray
- ⑤ Roasting Dish
- ⑥ Large Perforated Steam Dish

FEATURES

- ① Contemporary style is distinctive and timeless. Designed to match with our Contemporary style family of appliances
- ② Versatile cooking options with steam or convection heat for optimal results
- ③ Premium soft open and close door
- ④ Compact 45L useable capacity
- ⑤ Large 6.8" touchscreen is intuitive and easy to use
- ⑥ Create perfect results with precise cooking methods, with temperature and heat type recommendations for your food type
- ⑦ Moisture control and even heat distribution thanks to ActiveVent™ and AeroTech™ technology
- ⑧ Steam Clean function ensures a spotless oven with minimal effort
- ⑨ Includes a wired temperature sensor for real-time monitoring of cooking temperatures
- ⑩ Connected capability via the SmartHQ™ app gives control & visibility from anywhere at anytime

ACCESSORIES

- ⑦ Small Perforated Steam Dish
- ⑧ Large Steam Dish
- ⑨ Wired Temperature Sensor
- ⑩ Descale Solution x2 sachets (Part 580295)



The models shown in this Planning Guide may not be available in all markets and are subject to change at any time. Product specifications may vary from those shown. This Planning Guide should not be used as installation guidance for any product. Further information is required to safely and correctly install the products featured here. Specific installation guidance will be available with the product on delivery and on our website fisherpaykel.com



OVERVIEW

Designed to be distinctive and timeless, this Combi-Microwave oven matches with our Contemporary style family of appliances. Versatile cooking options including microwave or convection offer efficient heating across a variety of dishes. Precise cooking methods with temperature and heat type recommendations for a wide range of food types are easily accessed via the large touch screen and SmartHQ™.

PRODUCTS

OM60NCUDX5

60cm Series 9 Contemporary Compact Combi-Microwave Oven

SERIES & STYLE

Series 9
Contemporary



FEATURES

- ① Contemporary style is distinctive and timeless. Designed to match with our Contemporary style family of appliances
- ② Combines fast microwave cooking with even convection heat for versatile, efficient heating across a variety of dishes
- ③ Premium soft open and close door
- ④ Compact 38L useable capacity
- ⑤ Large 6.8" touchscreen is intuitive and easy to use
- ⑥ Create perfect results with precise cooking methods, with temperature and heat type recommendations for your food type
- ⑦ Versatile microwave only, convection only or combi-microwave functions to suit a range of cooking styles
- ⑧ Includes a wired temperature sensor for real-time monitoring of cooking temperatures
- ⑨ Connected capability via the SmartHQ™ app gives control & visibility from anywhere at anytime

ACCESSORIES

- ① Chrome Side Ladders
- ② Wire Shelf
- ③ Step Down Wire Shelf
- ④ Glass Tray
- ⑤ Grill Rack
- ⑥ Wired Temperature Sensor

The models shown in this Planning Guide may not be available in all markets and are subject to change at any time. Product specifications may vary from those shown. This Planning Guide should not be used as installation guidance for any product. Further information is required to safely and correctly install the products featured here. Specific installation guidance will be available with the product on delivery and on our website fisherpaykel.com



OVERVIEW

Designed to be distinctive and timeless, this Coffee Maker matches with our Contemporary style family of appliances. It learns your preferences over time, offering personalised coffee at the touch of a button. With precise grinding, creamy milk frothing, and effortless self-cleaning, it brings barista-quality coffee home.

PRODUCTS

EB60CSX3

60cm Series 9 Contemporary Built-in Coffee Maker

SERIES & STYLE

Series 9
Contemporary

FEATURES

- ① Contemporary style is distinctive and timeless. Designed to match with our Contemporary style family of appliances
- ② Intuitive touch display brews a perfect cup of coffee at the touch of a button
- ③ Programmable timer turns on the Coffee Maker at the ideal time each day
- ④ Personalised coffee and smart self-learning menu preferences with 13 functions to suit any taste
- ⑤ Allows you to prepare hot milk or creamy froth in seconds
- ⑥ Stainless steel conical burr grinder with 13 coarseness positions
- ⑦ 15 bar pump pressure
- ⑧ Self-cleaning function and easy-to-empty coffee grounds container and drip tray
- ⑨ 2.4L water tank capacity

ACCESSORIES

- ① Milk Container (Auto-Froth)
- ② Steam Wand
- ③ Coffee Spoon
- ④ Cleaning Brush
- ⑤ Descaler Solution - 1 bottle
- ⑥ Water Hardness Indicator Paper
- ⑦ Water Filter



The models shown in this Planning Guide may not be available in all markets and are subject to change at any time. Product specifications may vary from those shown. This Planning Guide should not be used as installation guidance for any product. Further information is required to safely and correctly install the products featured here. Specific installation guidance will be available with the product on delivery and on our website fisherpaykel.com



OVERVIEW

Designed to be distinctive and timeless, this Warming Drawer matches with our Contemporary style family of appliances. Featuring a push-to-open mechanism, intuitive touch controls, and a smooth glass base for easy cleaning. With six tailored programmes and space for 16 place settings, it keeps meals ready to serve.

PRODUCTS

WB60SCTX3

60cm Series 9 Contemporary Tall Warming Drawer

SERIES & STYLE


Series 9
Contemporary


FEATURES

- ① Contemporary style is distinctive and timeless. Designed to match with our Contemporary style family of appliances
- ② Push-to-open drawer, designed for added convenience
- ③ Simple and intuitive touch controls for effortless operation
- ④ Easy-to-clean glass base
- ⑤ Automatic switch-off and delayed start functionality to help keep dishes warm until it is time to serve
- ⑥ Room for 16 standard-sized place settings
- ⑦ Six tailored programmes including Warming, Proofing, Dehydrating, and Slow Cooking offer convenience and flexibility

ACCESSORIES

- ① Accessory rack for optimising space





OVERVIEW

Panel ready design allows for seamless integration and customisation of this Warming Drawer with kitchen cabinetry for a cohesive kitchen look. Featuring a push-to-open mechanism, intuitive touch controls, and a smooth glass base for easy cleaning. With six tailored programmes and space for 16 place settings, it keeps meals ready to serve.

PRODUCTS

WB60SDTEI3
60cm Series 9 Integrated Tall Warming Drawer

SERIES & STYLE

Series 9
Integrated

FEATURES

- ① Panel ready design allows for seamless integration and customisation with kitchen cabinetry for a cohesive kitchen look
- ② Push-to-open drawer, designed for added convenience
- ③ Simple and intuitive touch controls for effortless operation
- ④ Easy-to-clean glass base
- ⑤ Automatic switch-off and delayed start functionality to help keep dishes warm until it is time to serve
- ⑥ Room for 16 standard-sized place settings
- ⑦ Six tailored programmes including Warming, Proofing, Dehydrating, and Slow Cooking offer convenience and flexibility

ACCESSORIES

- ① Accessory rack for optimising space

The models shown in this Planning Guide may not be available in all markets and are subject to change at any time. Product specifications may vary from those shown. This Planning Guide should not be used as installation guidance for any product. Further information is required to safely and correctly install the products featured here. Specific installation guidance will be available with the product on delivery and on our website fisherpaykel.com



OVERVIEW

Designed to be distinctive and timeless, this Warming Drawer matches with our Contemporary style family of appliances. Featuring a push-to-open mechanism, intuitive touch controls, and a smooth glass base for easy cleaning. With six tailored programmes and space for 6 place settings, it keeps meals ready to serve.

PRODUCTS

WB60SCX3

60cm Series 9 Contemporary Warming Drawer

SERIES & STYLE


Series 9

Contemporary

FEATURES

- ① Contemporary style is distinctive and timeless. Designed to match with our Contemporary style family of appliances
- ② Push-to-open drawer, designed for added convenience
- ③ Simple and intuitive touch controls for effortless operation
- ④ Easy-to-clean glass base
- ⑤ Automatic switch-off and delayed start functionality to help keep dishes warm until it is time to serve
- ⑥ Room for 6 standard-sized place settings
- ⑦ Six tailored programmes including Warming, Proofing, Dehydrating, and Slow Cooking offer convenience and flexibility





OVERVIEW

Panel ready design allows for seamless integration and customisation of this Warming Drawer with kitchen cabinetry for a cohesive kitchen look. Featuring a push-to-open mechanism, intuitive touch controls, and a smooth glass base for easy cleaning. With six tailored programmes and space for 6 place settings, it keeps meals ready to serve.

PRODUCTS

WB60SDEI3
60cm Series 9 Integrated Warming Drawer

SERIES & STYLE

Series 9
Integrated

FEATURES

- ① Panel ready design allows for seamless integration and customisation with kitchen cabinetry for a cohesive kitchen look
- ② Push-to-open drawer, designed for added convenience
- ③ Simple and intuitive touch controls for effortless operation
- ④ Easy-to-clean glass base
- ⑤ Automatic switch-off and delayed start functionality to help keep dishes warm until it is time to serve
- ⑥ Room for 6 standard-sized place settings
- ⑦ Six tailored programmes including Warming, Proofing, Dehydrating, and Slow Cooking offer convenience and flexibility

The models shown in this Planning Guide may not be available in all markets and are subject to change at any time. Product specifications may vary from those shown. This Planning Guide should not be used as installation guidance for any product. Further information is required to safely and correctly install the products featured here. Specific installation guidance will be available with the product on delivery and on our website fisherpaykel.com



OVERVIEW


Designed to be distinctive and timeless, this Vacuum Seal Drawer matches with our Contemporary style family of appliances. A push-to-open mechanism and intuitive touch controls offer effortless use, while three vacuum and heat sealing levels support sous vide preparation, marinating, and food storage, using reusable and BPA-free food-grade bags.

PRODUCTS

VB60SCX3
60cm Series 9 Contemporary Vacuum Seal Drawer

SERIES & STYLE

Series 9
Contemporary




FEATURES

- ① Contemporary style is distinctive and timeless. Designed to match with our Contemporary style family of appliances
- ② Push-to-open drawer, designed for added convenience
- ③ Simple and intuitive touch controls for effortless operation
- ④ Easy-to-clean glass base
- ⑤ Three levels of vacuum and heat sealing - for easy re-sealing, food portioning, marinating, storage and extending shelf life
- ⑥ Allows effortless preparation for sous vide cooking
- ⑦ Our food-grade, BPA-free bags are an excellent storage option — these can be re-used if sealed and cut appropriately

ACCESSORIES

- ① External Vacuuming Accessory Kit
- ② Large BPA-free Vacuum Seal Bags - 50 bags (Part 793034)
- ③ Small size BPA-free Vacuum Seal Bags - 50 bags (Part 793033)

The models shown in this Planning Guide may not be available in all markets and are subject to change at any time. Product specifications may vary from those shown. This Planning Guide should not be used as installation guidance for any product. Further information is required to safely and correctly install the products featured here. Specific installation guidance will be available with the product on delivery and on our website fisherpaykel.com

**OVERVIEW**

Panel ready design allows for seamless integration and customisation of this Vacuum Seal Drawer with kitchen cabinetry for a cohesive kitchen look. A push-to-open mechanism and intuitive touch controls offer effortless use, while three vacuum and heat sealing levels support sous vide preparation, marinating, and food storage, using reusable and BPA-free food-grade bags.

PRODUCTS**VB60SDEI3**

60cm Series 9 Integrated Vacuum Seal Drawer

SERIES & STYLE

Series 9
Integrated

**FEATURES**

- ① Panel ready design allows for seamless integration and customisation with kitchen cabinetry for a cohesive kitchen look
- ② Push-to-open drawer, designed for added convenience
- ③ Simple and intuitive touch controls for effortless operation
- ④ Easy-to-clean glass base
- ⑤ Three levels of vacuum and heat sealing - for easy re-sealing, food portioning, marinating, storage and extending shelf life
- ⑥ Allows effortless preparation for sous vide cooking
- ⑦ Our food-grade, BPA-free bags are an excellent storage option – these can be re-used if sealed and cut appropriately

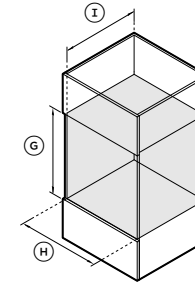
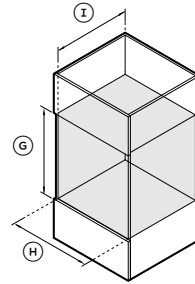
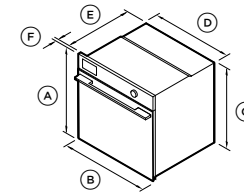
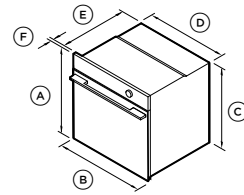
ACCESSORIES

- ① External Vacuuming Accessory Kit
- ② Large BPA-free Vacuum Seal Bags - 50 bags (Part 793034)
- ③ Small size BPA-free Vacuum Seal Bags - 50 bags (Part 793033)

The models shown in this Planning Guide may not be available in all markets and are subject to change at any time. Product specifications may vary from those shown. This Planning Guide should not be used as installation guidance for any product. Further information is required to safely and correctly install the products featured here. Specific installation guidance will be available with the product on delivery and on our website fisherpaykel.com

PRODUCT DIMENSIONS

CAVITY DIMENSIONS



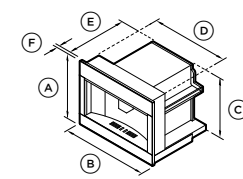
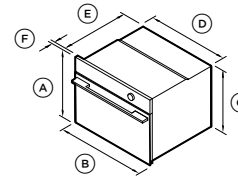
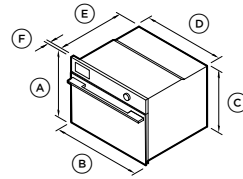
| PRODUCT DIMENSIONS | |
|--|--|
| (A) Overall height | |
| (B) Overall width | |
| (C) Chassis height | |
| (D) Chassis width | |
| (E) Chassis depth | |
| (F) Control panel thickness | |
| Depth with door fully open* | |
| *Measured from front of control panel. | |
| CAVITY DIMENSIONS | |
| (G) Minimum inside height of cavity | |
| (H) Minimum inside width of cavity | |
| (I) Minimum inside depth of cavity* | |
| Recommended cabinet height | |
| Recommended cabinet width | |
| *Measured from front of chassis. | |

| PYROLYTIC OVEN OB60SACPUDX5 | |
|--------------------------------|-----|
| | mm |
| | 598 |
| | 596 |
| | 575 |
| | 556 |
| | 545 |
| | 20 |
| | 463 |
| | mm |
| | 580 |
| | 560 |
| | 550 |
| | 600 |
| | 600 |

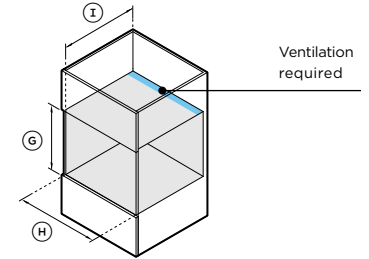
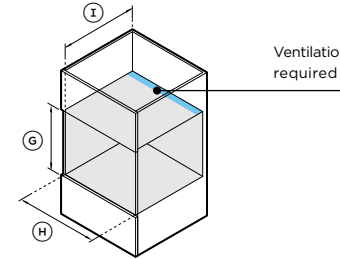
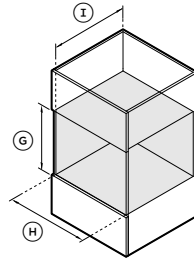
| COMBI-STEAM OVEN OS60SACVUDX5 | |
|----------------------------------|-----|
| | mm |
| | 598 |
| | 596 |
| | 575 |
| | 556 |
| | 545 |
| | 20 |
| | 463 |
| | mm |
| | 580 |
| | 560 |
| | 550 |
| | 600 |
| | 600 |

The models shown in this Planning Guide may not be available in all markets and are subject to change at any time. Product specifications may vary from those shown. This Planning Guide should not be used as installation guidance for any product. Further information is required to safely and correctly install the products featured here. Specific installation guidance will be available with the product on delivery and on our website fisherpaykel.com

PRODUCT DIMENSIONS



CAVITY DIMENSIONS



COMPACT COMBI-STEAM OVEN
OS60NACVUDX5

COMPACT MICROWAVE OVEN
OM60NCUDX5

BUILT-IN COFFEE MAKER
EB60CSX3

| PRODUCT DIMENSIONS | |
|------------------------------------|--|
| (A) Overall height | |
| (B) Overall width | |
| (C) Chassis height | |
| (D) Chassis width | |
| (E) Chassis depth | |
| (F) Control panel thickness | |
| Depth with door/drawer fully open* | |

| COMPACT COMBI-STEAM OVEN OS60NACVUDX5 | |
|--|-----|
| | mm |
| (A) Overall height | 458 |
| (B) Overall width | 596 |
| (C) Chassis height | 435 |
| (D) Chassis width | 556 |
| (E) Chassis depth | 545 |
| (F) Control panel thickness | 20 |
| Depth with door/drawer fully open* | 324 |

| COMPACT MICROWAVE OVEN OM60NCUDX5 | |
|--------------------------------------|-----|
| | mm |
| (A) Overall height | 458 |
| (B) Overall width | 596 |
| (C) Chassis height | 435 |
| (D) Chassis width | 556 |
| (E) Chassis depth | 545 |
| (F) Control panel thickness | 20 |
| Depth with door/drawer fully open* | 324 |

| BUILT-IN COFFEE MAKER EB60CSX3 | |
|------------------------------------|-----|
| | mm |
| (A) Overall height | 458 |
| (B) Overall width | 596 |
| (C) Chassis height | 445 |
| (D) Chassis width | 560 |
| (E) Chassis depth | 460 |
| (F) Control panel thickness | 20 |
| Depth with door/drawer fully open* | 435 |

*Measured from front of control panel.

| CAVITY DIMENSIONS | |
|--------------------------------------|--|
| (G) Minimum inside height of cavity | |
| (H) Minimum inside width of cavity | |
| (I) Minimum inside depth of cavity** | |
| Recommended cabinet height | |
| Recommended cabinet width | |

| COMPACT COMBI-STEAM OVEN OS60NACVUDX5 | |
|--|-----|
| | mm |
| (G) Minimum inside height of cavity | 440 |
| (H) Minimum inside width of cavity | 560 |
| (I) Minimum inside depth of cavity** | 550 |
| Recommended cabinet height | 460 |
| Recommended cabinet width | 600 |

| COMPACT MICROWAVE OVEN OM60NCUDX5 | |
|--------------------------------------|--------|
| | mm |
| (G) Minimum inside height of cavity | 440 |
| (H) Minimum inside width of cavity | 560 |
| (I) Minimum inside depth of cavity** | 550*** |
| Recommended cabinet height | 460 |
| Recommended cabinet width | 600 |

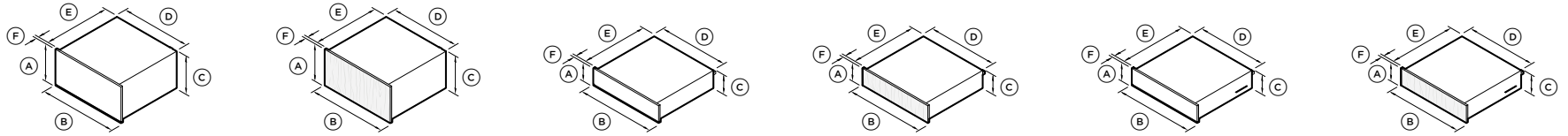
| BUILT-IN COFFEE MAKER EB60CSX3 | |
|--------------------------------------|--------|
| | mm |
| (G) Minimum inside height of cavity | 450 |
| (H) Minimum inside width of cavity | 560* |
| (I) Minimum inside depth of cavity** | 545*** |
| Recommended cabinet height | 460 |
| Recommended cabinet width | 600 |

*Cabinetry requires additional vertical sidewalls to secure the product. **Measured from front of chassis. ***A rear ventilation air vent totalling 280cm² is required. The air vent must be located at the rear of the cabinet, it can be positioned at the base, sides, back or top of the cavity.

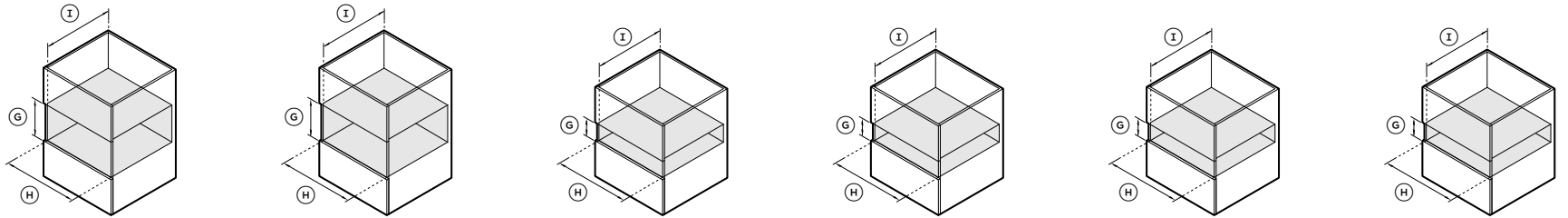
The models shown in this Planning Guide may not be available in all markets and are subject to change at any time. Product specifications may vary from those shown. This Planning Guide should not be used as installation guidance for any product. Further information is required to safely and correctly install the products featured here. Specific installation guidance will be available with the product on delivery and on our website fisherpaykel.com



PRODUCT DIMENSIONS



CAVITY DIMENSIONS



| | TALL WARMING DRAWER WB60SCTX3 | TALL INTEGRATED WARMING DRAWER WB60SDTEI3 | WARMING DRAWER WB60SCX3 | INTEGRATED WARMING DRAWER WB60SDEI3 | VACUUM SEAL DRAWER VB60SCX3 | INTEGRATED VACUUM SEAL DRAWER VB60SDEI3 |
|-------------------------------------|----------------------------------|--|----------------------------|--|--------------------------------|--|
| PRODUCT DIMENSIONS | | | | | | |
| (A) Overall height | 290 | 290 | 140 | 140 | 140 | 140 |
| (B) Overall width | 596 | 596 | 596 | 596 | 596 | 596 |
| (C) Chassis height | 290 | 290 | 140 | 140 | 140 | 140 |
| (D) Chassis width | 543 | 559* | 543 | 559* | 556** | 559** |
| (E) Chassis depth*** | 547 | 566 | 547 | 566 | 545 | 563 |
| (F) Front panel thickness | 20 | min 16**** | 20 | min 16**** | 20 | min 16**** |
| Front panel height | 286 | min 286 | 136 | min 136 | 136 | min 136 |
| Front panel width | 596 | min 596 | 596 | min 596 | 596 | min 596 |
| Depth of drawer open***** | 414 | 414 | 414 | 414 | 414 | 414 |
| CAVITY DIMENSIONS | | | | | | |
| (G) Minimum inside height of cavity | 292 | 292 | 142 | 142 | 142 | 142 |
| (H) Minimum inside width of cavity | 560 | 560 | 560 | 560 | 560 | 560 |
| (I) Minimum inside depth of cavity* | 550 | 570 | 550 | 570 | 550 | 570 |
| Recommended cabinet height | 294 | 294 | 144 | 144 | 144 | 144 |
| Recommended cabinet width | 600 | 600 | 600 | 600 | 600 | 600 |

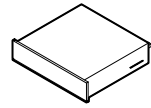
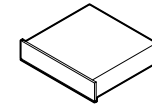
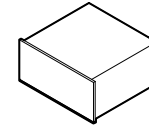
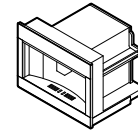
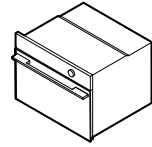
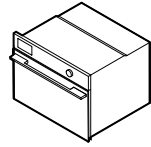
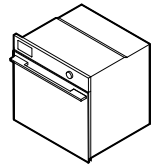
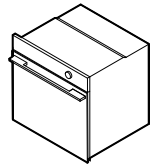
*Including side brackets. **Including side brackets and anti-tip brackets. ***Including power plug. ****A clearance of 2mm between the cabinet and the custom panel is required for the push-to-open mechanism (spacer included). Maximum custom panel weight 5kg. *****Measured from front of control panel.

*Measured from front of chassis. Note: Drawers can fully support 60cm Fisher & Paykel ovens, without adding shelf in between.

The models shown in this Planning Guide may not be available in all markets and are subject to change at any time. Product specifications may vary from those shown. This Planning Guide should not be used as installation guidance for any product. Further information is required to safely and correctly install the products featured here. Specific installation guidance will be available with the product on delivery and on our website fisherpaykel.com



ISOMETRIC
VIEW



| | PYROLYTIC OVEN OB60SACPUDX5 | COMBI-STEAM OVEN OS60SACVUDX5 | COMPACT COMBI-STEAM OVEN OS60NACVUDX5 | COMPACT COMBI-MICROWAVE OVEN OM60NCUDX5 | BUILT-IN COFFEE MAKER EB60CSX3 | TALL WARMING DRAWER WB60SCTX3 INTEGRATED TALL WARMING DRAWER WB60SDTEI3 | WARMING DRAWER WB60SCX3 INTEGRATED WARMING DRAWER WB60SDEI3 | VACUUM SEAL DRAWER VB60SCX3 INTEGRATED VACUUM SEAL DRAWER VB60SDEI3 |
|--|---------------------------------------|---|---|---|--|--|--|--|
| PRODUCT REQUIREMENTS | | | | | | | | |
| Dedicated Circuit (A) | 16 | 16 | 16 | 16 | 10 | 10 | 10 | 10 |
| Rated Power (W) | 2800 - 3300 | 2800 - 3300 | 2800 - 3300 | 3350 - 3800 | 1350 | 810 | 810 | 320 |
| Supply (Hz) | 50 | 50 | 50 | 50 | 50 | 50 | 50 | 50 |
| Voltage (V) | 220 - 240 | 220 - 240 | 220 - 240 | 220 - 240 | 220 - 240 | 220 - 240 | 220 - 240 | 220 - 240 |
| Connection | Hard-wired min 1500mm** | Hard-wired min 1500mm** | Hard-wired min 1500mm** | Hard-wired min 1500mm** | Flex cord 1700mm* | Flex cord 1800mm* | Flex cord 1800mm* | Flex cord 1800mm* |
| *Supplied with product. **The electrician provides sufficient free length of power supply cable to reach from the bottom rear of the cavity to at least 1.5m in front of the bottom edge of the opening. Note: For multi-residential installs, use the Rated Power to calculate the demand. | | | | | | | | |
| CAPACITY | | | | | | | | |
| Total Oven capacity | 85L | 85L | 55L | 49L | - | - | - | - |
| Total water tank capacity | - | 2.4L | 1.4L | - | 2.4L | - | - | - |

Note: All Coffee Makers and Steam Ovens have internal water tanks which need to be filled manually. No external water supply is required.

The models shown in this Planning Guide may not be available in all markets and are subject to change at any time. Product specifications may vary from those shown. This Planning Guide should not be used as installation guidance for any product. Further information is required to safely and correctly install the products featured here. Specific installation guidance will be available with the product on delivery and on our website fisherpaykel.com



