Portable Power Station

User Manual

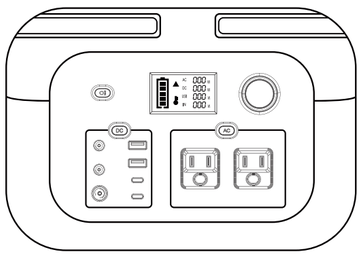

Huge Capacity to Power Your Outdoors!

Can be Carried to anywhere, charging to your devices anytime and get recharged easily from a compatible solar panel.

WHAT YOU NEED TO KNOW

Q: What devices can BPS8-1600-BLK power to?
A: Please kindly be noted it can only charge/power your devices that less than 600 Watts, please check out the operating power of your device before use.

Q: How long it can power to my exact device?
A: Working time = Fully charged 448Wh* 0.85 / operating power of your device.

For your information, if the power consumption of your device was 200W, The running time will be 448Wh*0.85/200W=1.95 hrs (rough calculated).

Q: Can I charge this power station while supplying power at same time?
A: Yes

Q: What kind of solar panel can pair with this power bank?
A: This unit can accept 12V-25V max Voltage input, we suggest to buy a solar panel with 100W+ power. The charging time depends on the sunlight intensity and the solar panel power.

PRODUCT SPECIFICATIONS

Model Number: BPS8-1600-BLK
Battery Type: LiFePo4 Battery
Capacity: 448Wh 28Ah/16V DC

Input:
19⎓ 4.74A

Output:
Cigarette lighter port: DC 12V 10A
USB-A Output: 5V⎓3A
USB-A Output: 5V⎓3A, 9V⎓2A, 12V⎓1.5A (18W Max)
USB-C Output: 5V⎓3A, 9V⎓2A, 12V⎓1.5A (18W Max)
USB C Input/Output: 5V⎓3A, 9V⎓3A, 12V⎓3A, 15V⎓3A, 20V⎓5A (PD100W)
2 x DC Output: DC 12V⎓10A
AC Output: 120V~60Hz, 600W
Wireless charging: 10W Max

Bulb Type: LED Flashlight with 4 Modes: Soft Light, Hard Light, Strobe, SOS
Lifecycle: ＞3000 Times to 80% Capacity Remained
Operating temperature (ambient): 0 - 25 ℃ (Charge), 0 - 25 ℃ (Discharge)

Weight: 6 kg / 13.2 lb
Dimensions: 11.2(Length) x 8.3(Width) x 7.8(Height) in / 28.5 x 21 x 20 cm

Package Included

Portable Power Station

12V Car Port Charging Cable

AC Home Charger

User Manual

PRODUCT DIAGRAM

【Front】

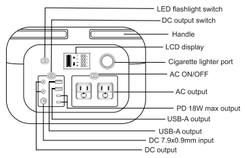

【Back】

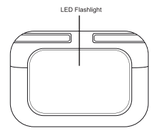

【Left】

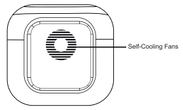

【Right】

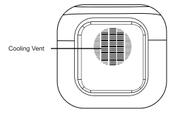

Wireless Charging Port USE TIPS:

Remove your phone's protective case, or make sure you are using a case that is completely free of metal accessories specific to cordless charging.
Make sure the charging surface is clean and free of any metal objects such as coins, keys, pins, etc.

【Display Screen】

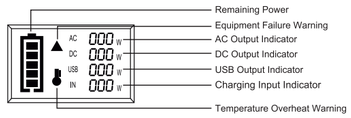

PRODUCT OPERATING GUIDE

Power button: Press and hold the power switch for 2 seconds to turn on the DC/USB output; press once to turn off.
LED button: Press and hold for 2 seconds to turn on the LED light at 100% brightness. Press again to cycle through "50%", "10%". Press and hold for 2-3 seconds to activate the SOS mode. Press again to turn off.
AC key: Press and hold the AC switch for 2 seconds. The "AC" character on the display will light up, indicating that the AC output is turned on. Press the AC switch once. The "AC" character on the display will go off, indicating that the AC output is turned off.

PRODUCT WARRANTY

The warranty period is 12 months by starting the date of purchase, warrants to all original customers that the product will be free from defects in workmanship and material under normal use. The warranty does not apply to any misused, abused, modified, damaged by accident or used for any other than normal consumer use.

DISCLAIMER

* Our company cannot be held liable for damages caused by fire, earthquake, use by a third party, other accidents, intentional misconduct on the part of the customer, abuse or other abnormal conditions.
* Do not repair any damage devices on your own.
* Our company assumes no liability for damages caused by incorrect use or non-compliance with this instruction manual.

FCC Statement

This device complies with part 15 of the FCC Rules. Operation is subject to the following conditions:
* This device may not cause harmful interference.
* This device must accept any interference received, including interference that may cause undesired operation.
This device complies with Part 18 of the FCC Rules.

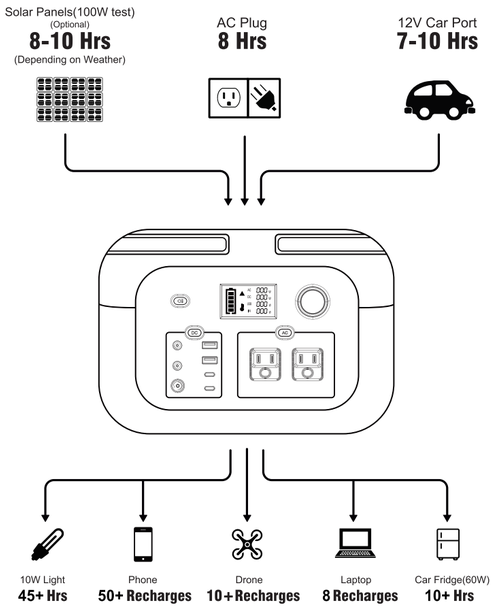

⚠ DANGER

NONCOMPLIANCE MAY VERY LIKELY LEAD TO SERIOUS INJURY OR DEATH

* DO NOT disassemble, repair or modify the unit or the battery.
* DO NOT charge, use or store the unit in a bathroom or in an area exposed to rain or moisture.
* Only use the output socket to power external devices. Never connect the output to mains power under any circumstances.
* DO NOT touch the unit or the plug-in points if your hands are wet.
* DO NOT connect any metallic objects to the AC input or output.
* DO NOT rub your eyes if fluid from inside the unit should get in your eyes.
* DO NOT dispose the unit together with household waste.
* DO NOT use any inappropriate power cords.
* DO NOT operate the unit above the specified input voltage.
* DO NOT use the unit if it is not functioning correctly.
* DO NOT move the unit if it is recharging or in use.
* DO NOT put fingers or hands into the product.
* DO NOT use a battery pack or appliance that is damaged or modified. The damaged or modified battery may exhibit unpredictable behavior resulting in fire, explosion or risk of injury.
* DO NOT disassemble the power pack, take it to a qualified service person when service or repair is required. Incorrect reassembly may result in a risk of fire or electric shock.

⚠ WARNING

NONCOMPLIANCE MAY LEAD TO SERIOUS INJURY OR DEATH

* DO NOT use and store the unit in dusty and wet environment. Use and store the unit only in a clean and dry environment.
* DO NOT use the unit if it is damaged or broken, check the unit before every use.
* DO NOT use the unit if the power cord is damaged or broken.
* DO NOT let children use or play with the unit, keep the unit away from pets.
* DO NOT use or store the unit in an area or environment with high temperature.
* If fluid from inside of the unit come in contact with your skin or clothing, wash the affected area with tap water.
* In a storm, unplug the power cord from the socket.
* DO NOT charge the unit via power supply systems that operate outside of 100V-240V.
* DO NOT place the unit on its side or upside down while in use or storage.
* DO NOT use accessories for other usage.

⚠ CAUTION

NONCOMPLIANCE MAY LEAD TO INJURY OR PROPERTY DAMAGE

* If rust, peculiar odors, overheating or other abnormal circumstances are observed, stop using the unit immediately and contact the dealer or our customer service team.
* The unit complies with all legal requirements for transport of dangerous goods.
* Make sure that the unit is properly secured when transporting it in a motor vehicle.
* Only charge, use and store the unit within an ambient temperature range of 0℃ - 25℃ / 32°F - 77°F
* Switch the unit off immediately if it has accidentally fallen, dropped or exposed to vibrations.
* Carefully read the instructions for the electric devices that you intend to connect to your power supply unit.
* Make sure that the device you are connecting is switched off before you connect it.

ATTENTION

* Not permitted on airplanes.
* To preserve the battery lifespan, please use and recharge at least once in every 3 months.
* Use original or certified charger and cables.
* Avoid extreme temperature.
* Avoid dropping.
* Do not disassemble.
* It's not waterproof, do not expose to liquids.
* Please dispose of batteries and electronic goods in accordance with local regulations.

Any Changes or modifications not expressly approved by the party responsible for compliance could void the user's authority to operate the equipment.
This equipment has been tested and found to comply with the limits for a Class B digital device, pursuant to part 15 of the FCC Rules. These limits are designed to provide reasonable protection against harmful interference in a residential installation. This equipment generates, uses and can radiate radio frequency energy and, if not installed and used in accordance with the instructions, may cause harmful interference to radio communications. However, there is no guarantee that interference will not occur in a particular installation. If this equipment does cause harmful interference to radio or television reception, which can be determined by turning the equipment off and on, the user is encouraged to try to correct the interference by one or more of the following measures:
—Reorient or relocate the receiving antenna.
—Increase the separation between the equipment and receiver.
—Connect the equipment into an outlet on a circuit different from that to which the receiver is connected.
—Consult the dealer or an experienced radio/TV technician for help.
FCC Radiation Exposure Statement:
This equipment complies with FCC radiation exposure limits set forth for an uncontrolled environment. This equipment should be installed and operated with minimum distance 20cm between the radiator& your body.

IMPORTANT SAFETY INSTRUCTIONS

WARNING – When using this product, basic precautions should always be followed, including the following:

a) Read all the instructions before using the product.
b) To reduce the risk of injury, close supervision is necessary when the product is used near children.
c) Do not put fingers or hands into the product.
d) Use of an attachment not recommended or sold by power pack manufacturer may result in a risk of fire, electric shock, or injury to persons.
e) To reduce risk of damage to the electric plug and cord, pull the plug rather than the cord when disconnecting the power pack.
f) Do not use a battery pack or appliance that is damaged or modified. Damaged or modified batteries may exhibit unpredictable behavior resulting in fire, explosion or risk of injury.
g) Do not operate the power pack with a damaged cord or plug, or a damaged output cable.
h) Do not disassemble the power pack, take it to a qualified service person when service or repair is required. Incorrect reassembly may result in a risk of fire or electric shock.
i) To reduce the risk of electric shock, unplug the power pack form the outlet before attempting any instructed servicing.
l) When charging the internal battery, work in a well ventilated area and do not restrict ventilation in any way.
n) Do not expose a power pack to fire or excessive temperature. Exposure to fire or temperature above 130°C may cause explosion.
o) Have servicing performed by a qualified repair person using only identical replacement parts. This will ensure that the safety of the product is maintained.

FC UN38.3

FCC ID: 2AHAS-BPS81600P