



# AIR PURIFIER OZONE GENERATOR USER GUIDE

4000QAH | 6000QAH | 10000QAH

 *Read before use. Improper use can cause damages.*

(800) 470-4201 | [www.alpineairtec.com](http://www.alpineairtec.com)

# CONTENTS

---

<b>HOW OZONE WORKS</b>	<b>1</b>
<b>HOW TO USE THE MACHINES</b>	<b>2</b>
<b>APPLICATION GUIDE</b>	<b>3</b>
<b>COMPONENT &amp; FUNCTION</b>	<b>4-5</b>
<b>INSTALL AND REMOVAL OF OZONE MODULE</b>	<b>6</b>
<b>IMPORTANT NOTICE ABOUT THE OZONE FEATURE</b>	<b>7</b>
<b>FREQUENTLY ASKED QUESTIONS</b>	<b>8</b>
<b>WARRANTY</b>	<b>9</b>

---

# HOW OZONE WORKS

The ozone generator creates  $O_3$  in a special process that uses electricity to turn oxygen into ozone.

$O_3$  sanitizes by breaking down odors, micro-organisms and other pollutants at their source. Nature creates  $O_3$  as a natural air cleaner in a number of ways.

For example, we've all taken a walk after a thunderstorm and experienced the clean, fresh smell in the air. That's  $O_3$  at work.

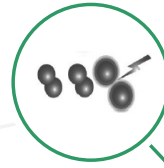
Normal oxygen ( $O_2$ ) is converted to  $O_3$  called ozone. Ozone oxidizes pollutants and reverts back to oxygen in an about an hour.



*Use only in unoccupied space.*




*Follow time specified.*

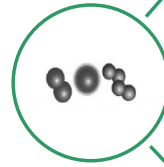


Normal oxygen molecules ( $O_2$ ) molecules with two atoms of oxygen.

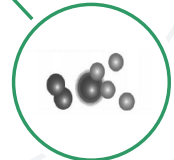
An electrical current such as lightning transforms oxygen ( $O_2$ ) molecules into ozone ( $O_3$ ).



Ozone ( $O_3$ ) breaks back down into oxygen ( $O_2$ ), as extra atom attaches to pollution molecule.



Each extra oxygen atom oxidizes odors and pollutants.

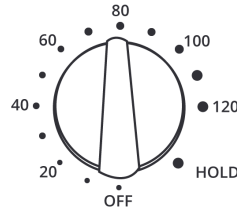


# HOW TO USE THE MACHINE



**Use in unoccupied space only.**

*Follow manufacturer's time guidelines.*



MINUTES

## USING THE TIMER

**TIMER:** The ozone air generator incorporates a timer for proper usage. The timer can be set for up to a total of 120 minutes. Turn the knob clockwise to use the timer function.

**OFF:** The ozone generator shuts off.

**HOLD:** The ozone generator will remain on indefinitely. This function should be used with caution.



**WARNING: Ozone is intended for non-occupied use: only use ozone when no pets or humans is occupying the space. Allow space to air out before returning to space.**



**WARNING: Ozone generator are industrial machines and can cause damages if used improperly. Please use as instructed.**



*Please contact us for any questions or concerns. We are happy to help.*

# APPLICATION GUIDE



Follow the recommended time to area. Do not exceed twice the time indicated. Extremely high level of ozone will oxidize metal and can cause corrosion.

**Mild Odor** (Time based on Ozone Concentration of 1ppm\*)

Model No.	Room Size / Working Time				
	Car	300 SqFt	1000 SqFt	2000 SqFt	3000 SqFt
4000QAH	4 minutes	12 minutes	40 minutes	80 minutes**	120 minutes**
6000QAH	2.5 minutes	7.5 minutes	25 minutes	50 minutes	75 minutes**
5000QAH	3 minutes	9 minutes	30 minutes	60 minutes	90 minutes**
10000QAH	1.5 minutes	4.5 minutes	15 minutes	30 minutes	45 minutes

**Strong Odor** (Time based on Ozone Concentration of 2ppm\*)

Model No.	Room Size / Working Time				
	Car	300 SqFt	1000 SqFt	2000 SqFt	3000 SqFt
4000QAH	8 minutes	24 minutes	80 minutes**	160 minutes**	240 minutes**
6000QAH	5 minutes	15 minutes	50 minutes	100 minutes**	150 minutes**
5000QAH	6 minutes	18 minutes	60 minutes	120 minutes**	180 minutes**
10000QAH	3 minutes	9 minutes	30 minutes	60 minutes	90 minutes**

\*Ozone is a oxidizing molecule. At high concentration (5ppm) and at an extended duration, it will cause oxidation of metal and some finished surfaces. Do not exceed recommended time suggested.

\*\*For duration requiring more than 60 minutes, the ozone concentration will not be able to reach the desired ppm. Since ozone breaks down after 60 minutes, new ozone produced is now only replacing the ozone broken down.

# COMPONENT & FUNCTION


## FRONT



Parts	Description
Handle	Portable handle for easy carrying.
Timer / Control Knob	Turn clockwise to set the timer for operation, maximum up to 120 minutes. Turn counter clockwise to Hold position for continuous use. Follow manufacturer's recommended time frames for ozone.
Indicator Light	Illuminates when unit is in operation.
Quick Access Holder	Quick removal holder of ozone module (sold together with ozone module).
Ozone Module	Attached to Quick Access Holder. Remove to clean or for replacement. All model uses different ozone plate parts.

# COMPONENT & FUNCTION

## BACK




Parts	Description
Handle	Portable handle for easy carrying.
Pre-Filter	Removable & washable metal mesh pre-filter.
Power Cord Plug-In	For 120 Volt grounded cord. <b>DO NOT</b> bypass ground wired cord.
Fuse Holder	Houses removable fuse. (Available in most electrical supply stores. Fuse 2 Amp, 5mm x 20mm)

# INSTALL & REMOVAL OF OZONE MODULE

This ozone generator is equipped with the Quick Access Holder (QAH) designed to help you quickly open and access the ozone plate. Here's how to utilize the Quick Access Holder:

1. Ensure the machine is off and unplugged.
2. Turn the unit over to access the bottom.
3. Unscrew the 2 hand screws that holds the Quick Access Holder cover.
4. Remove the cover.
5. Pull out the Quick Access Holder.
6. Clean / Remove / Install the Ozone Plate.



# TROUBLESHOOTING

**If the fan does not spin or you do not hear a buzzing sound from the ozone while machine is suppose to be on, check these 4 simple diagnostic steps:**

1. Unit is plugged in properly and turned on.
2. Wall outlet is working.
3. Ozone module is installed and is clean and dry.
4. Fuse is installed properly and in good condition (to replace fuse, remove the fuse holder, take out the spare fuse, remove old fuse, and replace with spare).  
Fuse is 2 amp (5mm X 20mm).

***PLEASE CONTACT US IF YOU STILL HAVE ANY ISSUE OR QUESTIONS ABOUT YOUR OZONE GENERATOR.***

# MAINTENANCE

For maintenance, it is suggested that the ozone plate be wiped down every 3-6 months depending on usage.

# RE-ORDER OF OZONE MODULE

For re-order, it is suggested that the ozone plate be replaced about every 2 years or as needed depending on usage. If you no longer smell the ozone or notice char marks on the ozone plate, it is time to replace the ozone module.

The ozone plate is different on each model of the machine. You can purchase the ozone plate on the **[www.alpineairtec.com](http://www.alpineairtec.com)** and select your model.

# IMPORTANT NOTICE ABOUT THE OZONE FEATURE

Because of its high reactivity and its ability to destroy microscopic organisms, Ozone has the reputation of being a highly effective air purifier. Whatever your needs are, the ozone feature can be used in a variety of locations: hotels, hospitals, stores/shops, offices and residential spaces. All types of air-conditioned spaces that utilize this product are able to transform a smoky and smelly area into a clean air scent and freshen the environment.

**Ozone is one of the more cost effective solutions when compared to all other types of technology on the market today. Here are a few of the ozone function's positive benefits:**

1. Actively defends you from contaminants, impurities and unwanted bacteria in the environment without having to pull air through the air purifier.
2. Decreases viruses and unhealthy bacteria from the surroundings therefore lessening the growth of ailments like pneumonia, tuberculosis and other sicknesses.
3. Reduces the risk of allergies, bacterial or viral infections, hay fever and respiratory problems to some extent.



Everyone interacts with ozone differently, it is recommended that the ozone feature be turned on only when people and pets are not present in the room.

Although the ozone output levels are below the safety standard, overexposure can cause the following:

- Decreased lung function
- Aggravation of asthma
- Throat irritation
- Headaches
- Cough
- Chest pain
- Shortness of breath
- Inflammation of lung tissue



Alpine Air and its distributors are not liable for any bodily harm or property damages arising from the improper use of its products.

# FREQUENTLY ASKED QUESTIONS

**Q. What does the ozone generator do?**

**A.** The ozone generator is designed to oxidize 99% of the bacteria, mold, and allergens in your home or space. It treats the air in your home or office by breaking down odor causing pollutants and dropping airborne particulate from your breathing space.

**Q. How does the Ozone Generator work?**

**A.** This Purifier uses electricity to split oxygen O<sub>2</sub> molecules into single Oxygen atoms, which attach loosely to other O<sub>2</sub> molecules to become O<sub>3</sub> (ozone). This loosely attached oxygen atom is unstable and seeks to bond with chemical compounds and other odor causing pollutants in order to oxidize them.

**Q. Is ozone safe?**

**A.** Ozone in very high concentrations can be irritating to mucous membranes and the respiratory system. It can also cause oxidation in metal and some surfaces. Use only in un-occupied space and not to exceed the specified time.

**Q. Where should I place ozone generator?**

**A.** You can place the machine anywhere in the space as the ozone will fill the space. Close the window and door to trap the ozone in the space intended.

If you do have an HVAC system and like to use the ozone generator for the whole house, you can place the machine in front of the air intake.

# WARRANTY

***Alpine Air and its distributors are not liable for any bodily harm or property damages arising from the improper use of its products.***

## **1 Year Limited Replacement Warranty**

Mammoth Home Selection warrants that the product will be free from manufacturing defects for a period of one year from the date of its original retail purchase.

### **How Long Is the Coverage?**

This warranty is for a period of one year from the date of its original retail purchase. This warranty is not transferable and coverage terminates if you sell or otherwise transfer the product.

### **What Will the Manufacturer Do?**

If product prove to have a manufacturing defect within the warranty period, when used as directed, manufacture will, at its sole discretion, either repair the defective product by asking the customer to return the product or replace the product with one of the following: 1) a brand new item without retail packaging, if available, 2) a substitute item with customer approval, if original item is no longer available. The replacement product will be covered by the remaining period of the original warranty.

### **What Does This Warranty Not Cover?**

This limited warranty excludes any and all and any problem/damage arising from (a) abuse, misuse, neglect, or accident; (b) alteration of the product or any component thereof; (c) shipping; (d) improper installation, operation, or maintenance; (e) use of any parts from another manufacturer; or (f) problems or damages due to natural disasters, force majeure events, or an act of God event.

### **Warranty Void**

The warranty is void if the serial number or date of purchase is illegible or the warranty claim is not timely made.

EXCEPT AS EXPRESSLY PROVIDED HEREIN, THERE ARE NO OTHER WARRANTIES, EXPRESSED OR IMPLIED, INCLUDING BUT NOT LIMITED TO WARRANTIES OF MERCHANTABILITY OR FITNESS FOR A PARTICULAR PURPOSE. To the extent permissible by applicable law, manufacture shall not be liable under any legal theory for indirect, incidental, special, consequential, or other similar damages that may arise, including lost profits, damage to person or property, loss of use, or inconvenience. Your sole remedy shall be limited to the repair or replacement of the product, at manufacturer's discretion.

### **How Do You Make a Claim?**

In order to be eligible for service under this warranty, within 30 days of discovering a manufacturing defect that falls within the warranty period, please submit a warranty request online along with uploading a proof of receipt.

**RETURNS RECEIVED 30 DAYS OR MORE AFTER THE CLAIM FILE HAS BEEN OPENED MAY BE REFUSED AND RETURNED AT YOUR EXPENSE.**





**800-470-4201**

**[www.alpineairtec.com](http://www.alpineairtec.com)**

© Alpine Air™ 2019.

All rights reserved.

No portion of this manual or any artwork contained herein may be reproduced in any shape or form without the express written consent of Alpine Air™ 2019.