

### How to use the TWS mode?

For this mode, you will need 2 XECH Arc speakers. Turn both speakers on at the same time. This will allow both speakers to connect with each other simultaneously. Open the Bluetooth settings in your smartphone & perform a search for available devices & select 'XECH Arc' from the list.

### How to use XECH MULTICONNECT?


XECH Arc comes with Multiconnect. This allows you to connect Arc with any other XECH speaker model which supports multiconnect.

For this, you will need a XECH speaker which supports Multiconnect. To check if your XECH Speaker supports Multiconnect, look for the ICON located on your speaker.


Turn both speakers on at the same time. This will allow both speakers to connect with each other simultaneously. Open the Bluetooth settings in your smartphone & perform a search for available devices & select the XECH Speaker that shows up from the list.

### How to disconnect TWS mode?

### How to disconnect XECH MULTICONNECT?

Long press the  button to disconnect the 2 speakers from each other.

### Not sure which smartphone is connected to the Arc speaker?

Simply press the  button located on the speaker panel and it will automatically be disconnected from the mystery smartphone. You can now pair your smartphone with Arc.

### CUSTOMER SUPPORT

If you have any queries, please feel free to reach out to our customer support team.

We will gladly assist you.

Email - [support@xech.com](mailto:support@xech.com)

Whatsapp - +91 88288 44466

### SCAN QR CODE

Scan the alongside QR code to register for warranty. If you face any issues in registering the warranty, please get in touch with our customer support team by writing to us at [support@xech.com](mailto:support@xech.com) and we will gladly assist you.



### WARRANTY

Purchasing Date:  
Invoice No:  
Dealer Information:

This product should not be put / thrown away with regular trash at the end of its useful life. It must be disposed at a central point for recycling of electric and electronic domestic appliances. This symbol on the appliance, instruction manual and packaging is meant to warn you. The materials used in this appliance can be recycled.

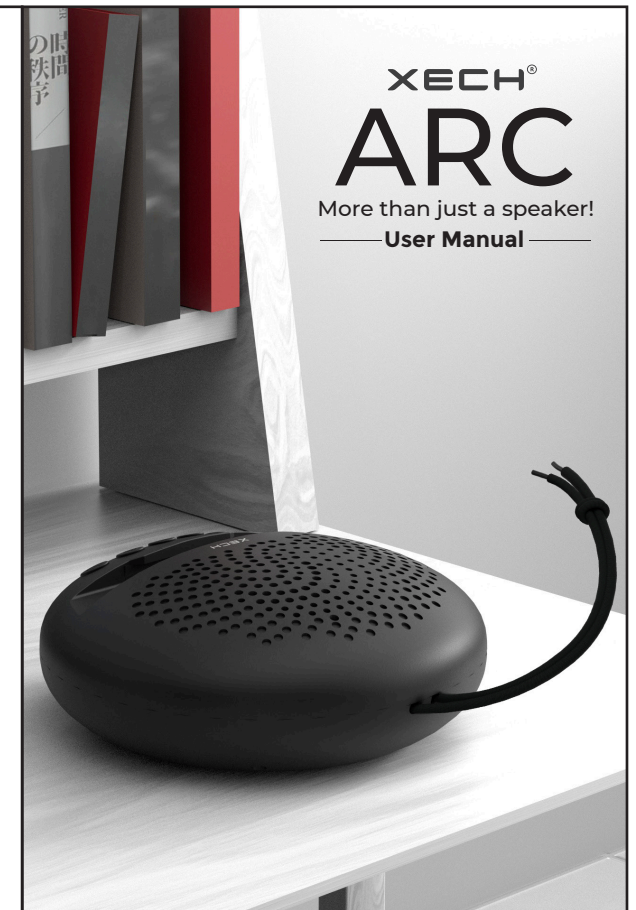


### WARRANTY

XECH warrants that the product will be free from any manufacturing defects & takes responsibility in case the device fails to function for a period of one year from the date of the original invoice.

The warranty period validity is also subject to the following conditions:

- The customer has to register the warranty for the product on <https://xech.com/pages/warranty> within 15 days from the date of purchase.
- The product is not given to some external repair personnel.
- It is only valid in the Indian Subcontinent.
- If the device is not immersed in water. It also does not cover natural wear & tear or rough usage.
- If the instruction manual is not followed & the device is not used in an improper manner.
- If the device is not used for its stated functionality.
- If the device is not used by children below 3 years or someone incapable or using the device.
- The customer can claim warranty by visiting our website [www.xech.com](http://www.xech.com) or contacting our customer support team.



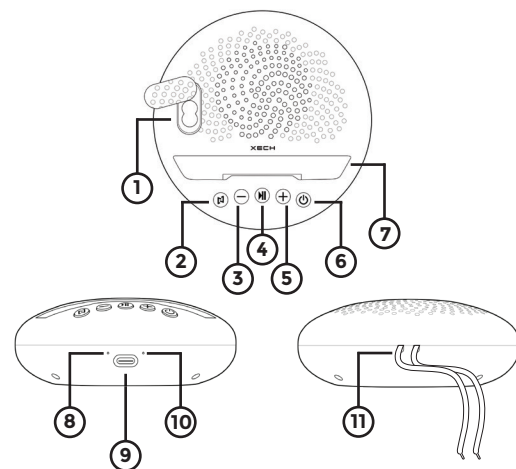
### DESCRIPTION

Introducing XECH ARC, a versatile 5W wireless speaker that comes with a neat dock for your smartphone. The phone stand design provides an ideal angle to watch your favourite content hands-free. Arc's flat circular design, combined with a high-fidelity audio driver provides 360-degree HD sound to take your audio-visual experience to the next level! Arc is equipped with a high-performance microphone that is designed for crystal-clear conference calls, making business meetings a breeze. Arc comes with XECH MULTICONNECT & TWS functions allowing you to experience surround sound by connecting these 2 speakers together. It even has a secret flap which can house a set of pens making it perfect for work & play! Whether you're working from home or in the office, the XECH Arc is an essential tool for seamless conference calls, meetings & fun!

### SPECIFICATIONS

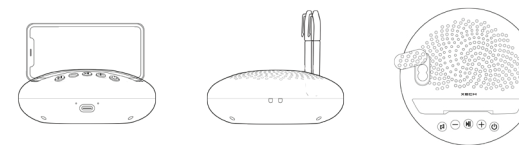
- Bluetooth: 5.2v
- Impedance: 4ohm
- Voltage: 5V
- Driver Size: 40mm
- Output Power: 5W
- Play Time: 4-6H
- Product Dimensions: 12cm x 12cm x 4.5cm

### PRODUCT GUIDE



- ① Pen Holder
- ② Functions Switch
- ③ Volume -/ Previous song
- ④ Play/Pause
- ⑤ Volume +/ Next song
- ⑥ Switch On / Off / Call
- ⑦ Phone Dock
- ⑧ Microphone
- ⑨ Type C Charging Port
- ⑩ Charging Indicator
- ⑪ Lanyard

### PRODUCT FEATURES



Phone Holder      Two Slot Pen Holder      Portable Speaker

### XECH MULTICONNECT

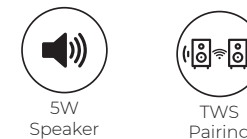
#### XECH MULTICONNECT

The ARC is equipped with XECH Multiconnect, meaning it can connect with other XECH speakers like Tellivibe Max or Nuke II. Simply connect the 2 speakers together and place them in two corners of the room and enjoy surround sound experience!

- 360° Immersive Sound**  
Crisp & deep bass
- Light Weight Design**  
Your music, anywhere!
- Stellar Audio**  
For offices & homes
- Integrated Controls**  
Music at your fingertips!

### PRODUCT HIGHLIGHTS

#### High Fidelity Audio



5W Speaker      TWS Pairing

#### Powerful Battery



4-6 H Play Time      USB C Charging

#### Stellar Built-Quality



Premium Finish      Heavy-Duty Lanyard

### OPERATING INSTRUCTIONS

**ENSURE THAT ARC IS CHARGED FOR 2-3 HOURS BEFORE USING IT.**

#### How to turn the speaker on?

Long press the power button to turn the speaker on.

#### How to pair ARC to your smartphone?

Turn the speaker on.

Open the Bluetooth settings in your smartphone & perform a search for available devices & select 'XECH Arc' from the list.

Your device will be successfully connected in a few seconds.

#### How to increase or decrease the volume?

The volume can be adjusted from the speaker panel as well as your smartphone.

Once Arc is paired, you can adjust the volume by pressing the 'volume +/-' button on the speaker panel or adjusting the volume from your smartphone.

