

VIVOHOME

THANK  
YOU!

**NOTE:**

To continuously improve its products, VIVOHOME reserves the right to modify this information without prior notification.

For any questions regarding assembly, please watch the video on the product page or contact our customer service. Our customer service will gladly assist you with any additional questions, comments, or concerns.

Thank you for using VIVOHOME products in your home!

Thank You for Purchasing from


VIVOHOME

Made in China

VIVOHOME

HOW-TO

USER MANUAL



**Evaporative Air Cooler**



**Assembly is EASY!**

**WE WANT  
YOU TO  
ENJOY LIFE  
AT HOME**

GO TO THE PRODUCT LISTING PAGE  
FOR AN INSTRUCTIONAL VIDEO!

**Notice:**

The machine may produce some special smells for the first time. This is normal, and smells will disappear after several hours of running.

**Evaporative cooling:**

Evaporative cooling is a very economical way of cooling. Air can be cooled through the evaporator medium; fresh, cool air makes our body feel cool. Be sure to open doors and windows when you use the indoor space. If you use it in an enclosed space, it will increase the environmental temperature, therefore affecting the cooling effect. The best way to use the evaporative air cooler is to place it in front of the vents of doors and windows, which are placed in the ventilation passage to draw in fresh air and maintain airflow.

 **Safety rules:**

1. All maintenance must be performed with power disconnected.
2. To avoid the risk of electric shock, the power plug has to be connected to the grounded sockets and connected to the grounding fault automatic protection device.
3. Don't let an unsound, incomplete behavior person (including a child) contact and use the product; unless there is a normal person supervising or guiding, don't let children play with the product.

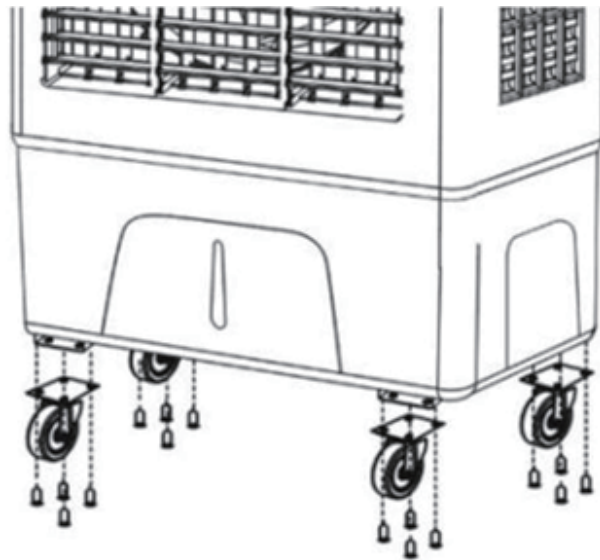
**Warning: To reduce the risk of electric shock or fire, you can't use the "SCR fan speed controller" on this machine.**

## Mounting Casters



### Notice:

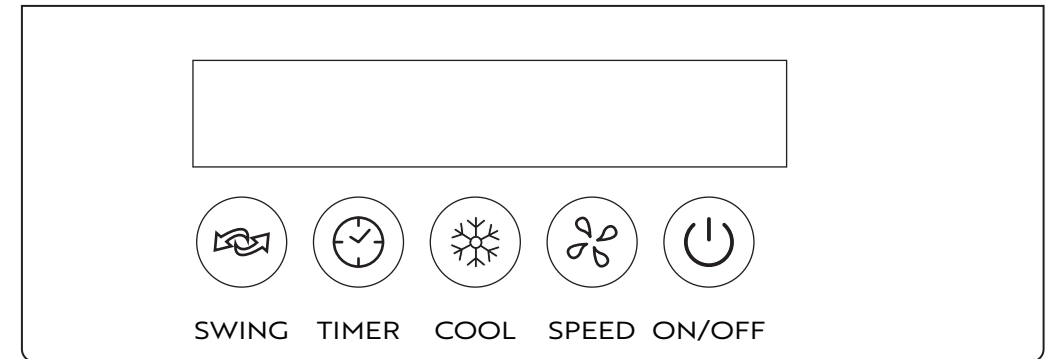
The product has 4 pieces of 2 inches of casters, which include 2 pieces of casters with brakes and 2 pieces of casters without brakes. Please take out the casters and screw them on the bottom of the water tank. Please separate casters with brakes and without brakes on each side.



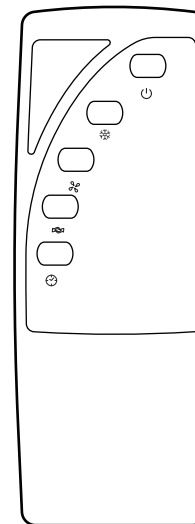
## Control Panel



### - Electronic remote control



### - Remote control






**Warning:** You must unplug the product before any repair or maintenance.

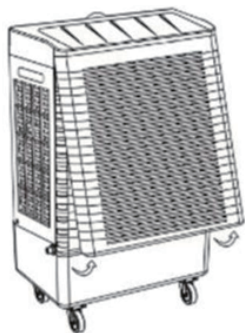
## - Clean cooling pad



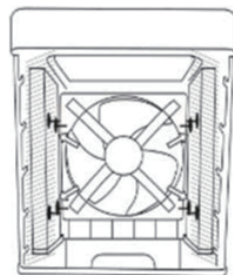
As in the picture: open the top lid and add water or ice.



Unscrew the back side panel and push it up.



Pull the back panel out and down, then take off the back panel.



Spin counterclockwise the cooling pad pin, then take off the cooling pad to clean.



| Fault                       | Reasons/Solutions  |
|-----------------------------|--|
| 1. Machine doesn't work.    | The power cord is not connected properly.  |
|                             | The power switch is not turned on. Please confirm the power switch is turned "ON".                       |
| 2. Water pump doesn't work. | The water pump is not turned on. Please confirm the water pump switch is turned "ON".                    |
|                             | The water level is too low. Please add water and turn on "COOL".   |
|                             | The water pump is broken. Please change water pump.  |
| 3. Fan doesn't work.        | Check if the power cord is connected correctly or not.   |
|                             | The power switch is not turned on. Please confirm power switch is turned "ON".                           |
|                             | If it's connected to ground protection, please check if the ground protection is short circuited or not. |
| 4. Doesn't swing.           | Please confirm the "SWING" switch is turned "ON".  |
| 5. Fan leaking.             | Please check if the drain plug is tight or not.  |



The VIVOHOME warranty program is our commitment to you. We are committed to providing you with a high-quality product that meets your needs and expectations. To demonstrate our confidence in the durability and performance of our products, we offer the following warranty.

### **WARRANTY COVERAGE**

This warranty program applies to any orders, purchases, receipts, or use of any products sold by VIVOHOME and is valid for a period of 1 year from the date of purchase. However, please note that this warranty period is only valid for the original order. If you receive a replacement order during the warranty period, it will not include a separate warranty period.

### **WARRANTY EXCLUSIONS**

This warranty does not cover damage resulting from misuse, accident, unauthorized modification, or any other circumstances not directly related to the manufacturing and design of the product, including but not limited to:

- Parts lost during use.
- Normal wear and tear of products or parts.
- Incorrect installation (such as using the wrong voltage) or assembly.
- Exceeding the bearing capacity of the product.
- Use under extremely harsh conditions.

- Improper cleaning or maintenance.
- Damage caused by any reason other than the intended use of the product.
- Indirect loss or damage caused by the product.

### **HOW TO MAKE A WARRANTY CLAIM**

If you find any defects that affect the use of the product or if the product stops working and cannot be repaired during the warranty period, please contact our customer service team at our email or via Amazon & app's direct messaging service as soon as possible. Provide the following information to expedite the process:

- Order number
- Images and/or videos illustrating the issue
- A detailed description of the problem

VIVOHOME will provide technical support, replacement, refund, or other solutions based on the nature of the issue. If you wish to return the original package for any reason, please contact us for confirmation before proceeding. You can expect to receive a response within 48 hours.

Thank you for choosing VIVOHOME. We are committed to ensuring the quality and satisfaction of your purchase. If you have any questions or need assistance, please do not hesitate to contact our customer service team.