Product List:

EKMNL0455

1 Led light strip

2 Remote control

3 Buckle + screw

Product Parameter:

APP	MR Star
Language	English/German/Spanish
Operating system	Android 4.3 or IOS 9.0 or higher
Input voltage	5V
Max Output Power	10W
FCC ID	2BONV-5MAC864WW
ISED ID	29171-31MAC864WB
Control distance	8 meters

Function Description:

Short press: Dynamic mode switch
Long press: Turn off

Product Parameter:

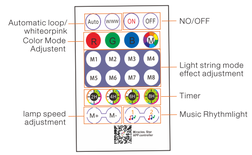

Connecting devices

APP download

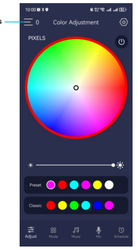

Disclaimer

Please read through this user manual thoroughly and make sure you following the instruction to use the product properly and safely. If the product damage is caused by misuse if the product damage is caused by the misuse of the user the supplier is not responsible for the damage even when the product is within its warranty period.

1. Please keep the product away from flammable object, explosive gas and liquid.
2. Ensure that the cables and pins are connected correctly and properly to avoid hazard and damage caused by short circuit.
3. Before connecting the product to the power source, please make sure that the power voltage of the power source is 5V.
4. Please do not connect the product to the power source before the installation of the product is completed.
5. Please ensure the remote control sensor on the main LED strip is not covered or blocked in order to make sure that the remote control will work properly.
6. Please do not try to repair the product.
7. Never cut the LED strip.

Disposal

The packaging material is recyclable. Dispose of the packaging in an environmentally-friendly manner and make it available to the collection service for recyclable materials.

Dispose of the product in an environmentally-friendly man-ner. The product does not belong in the household garbage.Dispose of it at a recycling center for old electric and elec-tronic equipment. For more information, please contact the administration in your community.

Batteries and rechargeable batteries must be removed and disposed of separately before disposing of the product. To protect the environment, batteries and rechargeable batteries may not be disposed of together with normal household waste. Instead they must be turned in at appropriate collection points. Please also observe applicable statutory provisions regulating the disposal of batteries.

CE

Service Procedure

If you have any questions, please open your order page, and click button "Get help with order" to describe your issues, our customer service team will reply you within 24 hours.
Email: Lafulit-service@outlook.com

You can:
1. Return it back without any reason within 30 days after receipt of goods.
2. Get refund or replacement without shipping rate within 30 days.
3. Get free replacement parts (need to cover shipping rate) within 365 days.

⚠ WARNING

- **INGESTION HAZARD:** This product contains a button cell or coin battery.
- **DEATH** or serious injury can occur if ingested.
- A swallowed button cell or coin battery can cause **Internal Chemical Burns** in as little as **2 hours**.
- **KEEP** new and used batteries **OUT OF REACH of CHILDREN**
- **Seek immediate medical attention** if a battery is suspected to be swallowed or inserted inside any part of the body.

a) The product contains non-replaceable batteries.

b) Battery type (e.g. CR2025).

c) Nominal voltage 3V.

a) The statement "Remove and immediately recycle or dispose of used batteries according to local regulations and keep away from children. Do NOT dispose of batteries in household trash or incinerate."

b) The statement "Even used batteries may cause severe injury or death."

c) The statement "Call a local poison control center for treatment information."

d) A statement indicating the compatible battery type (*e.g.,*CR2025).

e) A statement indicating the nominal battery voltage(*e.g.*,3V).

f) The statement "Non-rechargeable batteries are not to be recharged."

g) The statement "Do not force discharge, recharge, disassemble, heat above (manufacturer's specified temperature rating) or incinerate. Doing so may result in injury due to venting, leakage or explosion resulting in chemical burns."

a) The statement "Ensure the batteries are installed correctly according to polarity (+ and-)."

b) The statement "Do not mix old and new batteries, different brands or types of batteries, such as alkaline, carbon-zinc, or rechargeable batteries."

c) The statement "Remove and immediately recycle or dispose of batteries from equipment not used for an extended period of time according to local regulations."

d) The statement "Always completely secure the battery compartment. If the battery compartment does not close securely, stop using the product, remove the batteries, and keep them away from children."

A面

Installation:

① Plan the required shape on the wall

② Install the buckle at the corner of the shape and fix it with screws

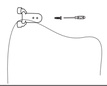

③ Install the product into the buckle and connect the 5V power supply

Liste des produits:

1 Bande lumineuse LED

2 Contrôle à distance

3 Boucle + vis

Paramètres du produit:

Applications	Le Mr Star
Langue	Anglais / allemand / espagnol
Système d'exploitation	Android 4.3 ou iOS 9.0 ou supérieur
Tension d'entrée	5V
Puissance de sortie maximale	10W
Identifiant FCC	2BONV-5MAC864WW
ISDE id	29171 - 31mac864wb
Distance de contrôle	8 mètres

Description des fonctions:

Presse courte: commutateur de mode dynamique
Presse longue: éteindre

Paramètre du produit:

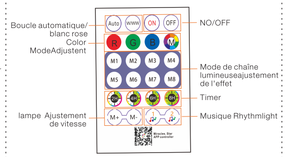

Avertissement

Veuillez lire attentivement ce manuel d'utilisation et assurez-vous de suivre les instructions pour utiliser le produit correctement et en toute sécurité. Si le produit est endommagé par une mauvaise utilisation de la part de l'utilisateur qui peut entraîner des dommages au produit, le fournisseur n'est pas responsable des dommages même lorsque le produit est dans sa période de garantie.

1. Veuillez garder le produit éloigné des objets inflammables, des gaz explosifs et des liquides.
2. Assurez-vous que les câbles et les broches sont connectés correctement et correctement pour éviter les risques et les dommages causés par un court-circuit.
3. Avant de connecter le produit à la source d'alimentation, assurez-vous que la tension d'alimentation de la source d'alimentation est de 5V.
4. Veuillez ne pas connecter le produit à la source d'alimentation avant la fin de l'installation du produit.
5. Veuillez vous assurer que le capteur de la télécommande sur la bande LED principale n'est pas couvert ou bloqué afin de vous assurer que la télécommande fonctionnera correctement.
6. N'essayez pas de réparer le produit.
7. Ne coupez jamais la bande LED.

Disposition

Le matériau d'emballage est recyclable. Éliminer l'emballage dans le respect de l'environnement et le mettre à disposition du service de collecte des matières recyclables.

Éliminez le produit d'une manière respectueuse de l'environnement. Le produit ne fait pas partie des ordures ménagères, jetez-le dans un centre de recyclage des anciens équipements électriques et électroniques. Pour plus d'informations, veuillez contacter l'administration de votre communauté.

Les piles et les piles rechargeables doivent être retirées et jetées séparément avant de jeter le produit. Pour protéger l'environnement, les piles et les piles rechargeables ne doivent pas être jetées avec les ordures ménagères normales. Au lieu de cela, ils doivent être remis aux points de collecte appropriés. Veuillez également respecter les dispositions légales applicables régissant l'élimination des piles.

CE

Procédure de service

Si vous avez des questions, veuillez ouvrir votre page de commande et cliquez sur le bouton "Obtenir de l'aide pour la commande" pour décrire vos problèmes, notre équipe de service client vous répondra dans les 24 heures.
Email: Lafulit-service@outlook.com
Vous pouvez:
1. Retournez-le sans aucune raison dans les 30 jours suivant la réception de la marchandise.
2. Obtenez un remboursement ou un remplacement sans frais d'expédition dans les 30 jours.
3. Obtenez des pièces de rechange gratuites (vous devez couvrir les frais d'expédition) dans les 365 jours.

Tips for music function

Q: Why APP music function can't play music?(as shown)
A: no downloaded music in phone storage or SD card.

Q: APP music mode, the phone can not make a sound
A: Please put your phone in ring mode.

Solution:

iOS: Download music from your computer's iTunes to your phone storage.

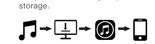

Android: Download music to phone storage.

Manufacturer: Dongguan Qidianxing Lighting Technology Co., Ltd.
Address: Room 401, Building 12, No.3 Yongtai Road, Tangxia Town, Dongguan City, Guangdong Province, China

FCC Statement

This device complies with part 15 of the FCC Rules. Operation is subject to the following two conditions: (1) This device may not cause harmful interference, and (2) this device must accept any interference received, including interference that may cause undesired operation.
Any Changes or modifications not expressly approved by the party responsible for compliance could void the user's authority to operate the equipment.
Note: This equipment has been tested and found to comply with the limits for a Class B digital device, pursuant to part 15 of the FCC Rules. These limits are designed to provide reasonable protection against harmful interference in a residential installation. This equipment generates uses and can radiate radio frequency energy and, if not installed and used in accordance with the instructions, may cause harmful interference to radio communications.
However, there is no guarantee that interference will not occur in a particular installation. If this equipment does cause harmful interference to radio or television reception, which can be determined by turning the equipment off and on, the user is encouraged to try to correct the interference by one or more of the following measures:
-Reorient or relocate the receiving antenna.
-Increase the separation between the equipment and receiver.
-Connect the equipment into an outlet on a circuit different from that to which the receiver is connected.
-Consult the dealer or an experienced radio/TV technician for help.
*RF warning for Portable device:
The device has been evaluated to meet general RF exposure requirement.
The device can be used in portable exposure condition without restriction.

B面

虚线为折痕位置

尺寸：100*525mm
材质：书写纸彩色印刷（风琴7折）