MOCREO®

MS1 Temperature Sensors Kit
H5Lite-MS1D

Content

How the System Works ---- 2
Introduction ---- 3
What's in the Box ---- 4
Product Parameter ---- 5
Mounting ---- 10
Setup ---- 12
Troubleshooting ---- 16
Customer Service ---- 17
Precautions and Disclaimer ---- 18
FCC Statement ---- 20
Warranty ---- 23

How the System Works

The MS1 Temperature Sensor will measure the ambient temperature through the external probe and send the data to the H5Lite Hub wirelessly.
The H5Lite connects to the Internet through Wi-Fi (2.4 GHz) and updates the data to the MOCREO Cloud. Users can access the sensor's data through MOCREO Smart App no matter where they are.

Introduction

• **H5Lite:** The H5Lite is a device that helps manage MOCREO sensors and connects to the Internet through Wi-Fi (2.4GHz). It has a screen where you can see sensor data, history charts, and other information in real-time.

• **MS1:** The MS1 is a wireless temperature sensor with an external probe, used to measure the ambient temperature, in spaces like refrigerators and freezers.

What's in the Box

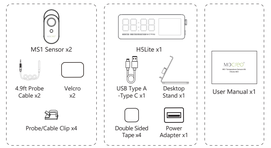

Product Parameter

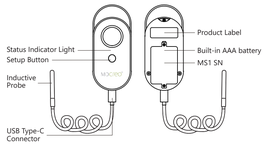

Specifications

Model	MS1
Wireless Connection	Bluetooth
Communication Range	131 ft (40 m) (Open space, no obstructions)
Dimensions	4.2 × 2.2 × 0.8 in
Weight (Including probe)	3.7 oz (105 g)
Battery	3 × AAA batteries (Non-rechargeable)
Size of Stainless Steel Shell	0.24 in (6 mm) diameter
Cable Length	4.9 ft (1.5 m)
Cable Cross Section	0.16 × 0.05 in
Probe Measuring Rage	-40° - 221°F (-40° - 105°C)
Temperature Accuracy	±0.9°F(14° - 185°F)

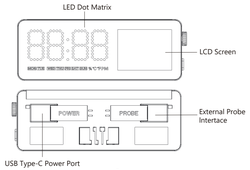

Button Functionality

Rotary Encoder: The rotary button allows moving the selection box up and down the screen, and pressing the button confirms the selection.

Side Button: Return to the previous interface.

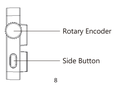

Specifications

Function	Ports	Specifications
Button	Physical Button × 2	Rotary Encoder × 1, Side Button × 1
Display	LCD Display (W × H)	2-inch, 320 × 240 IPS display, non touch
	LED Dot Matrix	7-segment 4-digit clock display
Network	Wi-Fi	2.4GHz (not support 5GHz Wi-Fi)
	Bluetooth	BLE 5.0
Dimensions	Overall Dimensions	5.01 × 0.54 × 1.80 in
Weight	Weight	1.93 oz
Power	Type-C × 1	DC 5V/1A
External Probe Intertace	Type-C × 1	Temperature Probe (Optional)

Mounting

1. H5Lite

We offer two mounting methods:

Desktop Stand

1. Pass the power cord through the hole of the desktop stand.
2. Insert into the POWER port.
3. Mount the H5Lite to the desktop stand.

Adhesive Mounting

1. Insert the power core into the POWER port.
2. Stick the adhesive strips to the two bumps on the back of the H5Lite.
3. Attach H5Lite to the wall.

2.MS1 Sensor

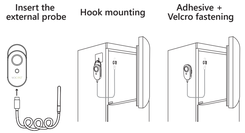

Setup

❶Download MOCREO Smart App

Search for "MOCREO Smart" on Google Play/ App Store or scan the QR code below to download the MOCREO Smart App and register your MOCREO account on the app.

Google Play App Store MOCREO Smart App

❷Add Device

(1) Add H5Lite

Provide power to your H5Lite.

Make sure Bluetooth is ON so you can add the device to the app.

Open the **MOCREO Smart** App, follow the instructions provided by the app, and complete the H5Lite addition process.

(2) Add MS1 Sensor

Open the **MOCREO Smart** App, follow the instructions provided by the app, and complete the MS1 Sensor addition process.

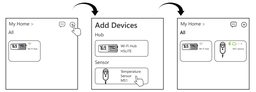

Troubleshooting

1. H5Lite is offline

(1) Verify the power supply.

(2) Check the network status.
Within the H5Lite LCD Display, troubleshoot according to the following path:
Settings >>> Network& Internet >>> Network Diagnostics

2. Sensor is offline

Navigate to the H5Lite LCD screen, scroll the "**Rotary Encoder**" to the offline sensor's card, and enter the sensor troubleshooting page.

Customer Service

https://doc.mocreo.com/

+1 (530) 988-8608

help@mocreo.com

User Guide Manual

YouTube MOCREO Sensor

Search [MOCREO] on YouTube to watch the setup video tutorials.

Precautions and Disclaimer

Precautions for Use

To ensure the normal use of the product, please pay attention to the following situations:

• It is recommended to install the H5Lite in a high place.
• Do not expose the Device to high temperatures, humidity, or dusty environments.
• Do not place the Device near flammable materials.
• Do not put heavy objects on the Device or use it as a support.
• Children should not use the Device without adult supervision.

Disclaimer

The contents about how to use the product and the App guidance are only for reference; please refer to the actual situation for specific applications. If there is something different from the instructions during using the product, please contact MOCREO Support for updates.
This product is for detecting and monitoring only. MOCREO is not responsible for any property damage or other consequences of the use of this product.

FCC Statement

FCC ID (Sensor): 2BFZL-MS1
FCC ID (H5Lite): 2BFZL-H5LT

This device complies with part 15 of the FCC Rules. Operation is subject to the following two conditions:
• This device may not cause harmful interference.
• This device must accept any interference received, including interference that may cause undesired operation.
Warning: Changes or modifications not expressly approved by the party responsible for compliance could void the user's authority to operate the equipment.
Note: This equipment has been tested and found to comply with the limits for a Class B digital device, according to part 15 of the FCC Rules.

These limits are designed to provide reasonable protection against harmful interference in a residential installation. This equipment generates uses and can radiate radio frequency energy and, if not installed and used in accordance with the instructions, may cause harmful interference to radio communications.

However, there is no guarantee that interference will not occur in a particular installation. If this equipment does cause harmful interference to radio or television reception, which can be determined by turning the equipment off and on, the user is encouraged to try to correct the interference by one or more of the following measures:

• Increase the separation between the equipment and the receiver.
• Connect the equipment to an outlet on a circuit different from that to which the receiver is connected.
• Consult the dealer or an experienced radio/TV technician for help.

Warranty

MOCREO products enjoy a 12-month limited warranty (starting from the date when the customer receives the product), which applies only to hardware components of the device that are not subject to accident, misuse, neglect, fire, or other external causes, alterations, or repair.

(v1.3)