



M I K O

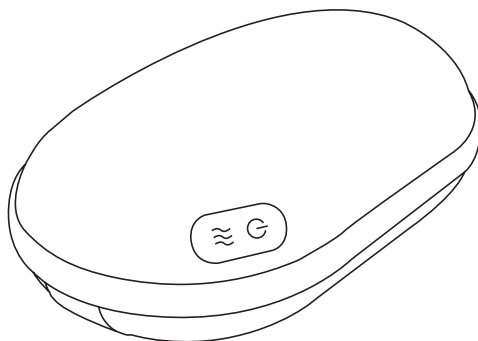
KUMO MINI

3D Shiatsu Pillow

User Manual




MMB-01







READ AND SAVE THESE INSTRUCTIONS & WARNINGS

The following instructions and basic precautions should be followed while using this product:



 **Danger** - To reduce electric shock risk always unplug this product from the electrical outlet immediately after use and before cleaning.

Warning - To reduce the risk of burns, fire, electric shock, or injury :

- The product should never be left unattended when plugged in. Unplug from outlet when it is not in use and before putting on or taking off parts.
- Do not operate under a blanket or pillow. Excessive heating can occur and cause fire, electric shock, or injury to persons.
- Do not unzip the fabric cover or use the device without its fabric cover.
- Do not drop or insert any object into the massage mechanism.
- Do not use outdoors.
- Do not operate where aerosol (spray) products are being used or where oxygen is administered.
- Do not unplug by pulling the cord.
- Do not pull it in/out with wet hands, which might cause electric shock and injury.
- Do not carry this product by its supply cord or use the cord as a handle.
- Keep the product or its cord away from heated surfaces. If the above condition happens, stop using it immediately and cut off the power supply.
- To avoid accidents or injuries, do not repair it by yourself. Please contact MIKO customer service for assistance. (see back of booklet)
- If your power shorts out, remove the power plug from the socket immediately to avoid electric shock and/or fire.
- Do not use this appliance if it is not working properly, damaged by dropping on the ground or into the water, has a damaged cord or plug. Return the appliance to the MIKO service center for examination.
- Use this appliance only for its intended use as described in this manual.
- The appliance is only to be used with the power supply unit that comes with the device.

- 
- 
- As this product's surface may get hot with heat function. Those sensitive to heat should be aware of the product's heat function to avoid minor burns.
 - To recharge the battery, only use the detachable supply unit provided with this appliance.
 - This appliance is not intended for use by people (including children) with weak physical, sensory, or mental capabilities unless with supervision or instruction by a person responsible for their safety.
 - Children should be supervised to ensure that they do not play with the appliance.
 - Cleaning and maintenance shall not be made by children without supervision.
 - This appliance contains non-replaceable batteries. This appliance contains batteries that are only replaceable by skilled persons.

*** If you have the below condition, please consult your doctor before use.**

- 
- 
- People are susceptible to electromagnetic malfunctions, such as cardiac pacemakers and implantable medical electronic devices.
 - People with malignant tumors.
 - People with heart disease.
 - People who are in early pregnancy or who have recently given birth.
 - People who have an abnormal or curved spine.
 - People with a disturbance of perception caused by a high degree of peripheral circulation in diabetes.
 - People who have a wound.
 - People who have medical conditions or people who are recovering from surgery.
 - People with osteoporosis, severe fractures, sprain, muscle pain, and acute (head) pain.
 - People with 38 °C temperature (fever).
 - people who are under intense or debilitating stress, including acute inflammatory symptoms, tiredness, chills, blood pressure changes, etc.
 - People with tendonitis.

*** If you feel uncomfortable during use, please stop using immediately and consult your doctor.**





The device is not to be used for commercial or medical purposes. If you have health concerns, consult your doctor before using this product.



Indoor use only.



Do not use the device in damp rooms (e.g. when bathing or showering)



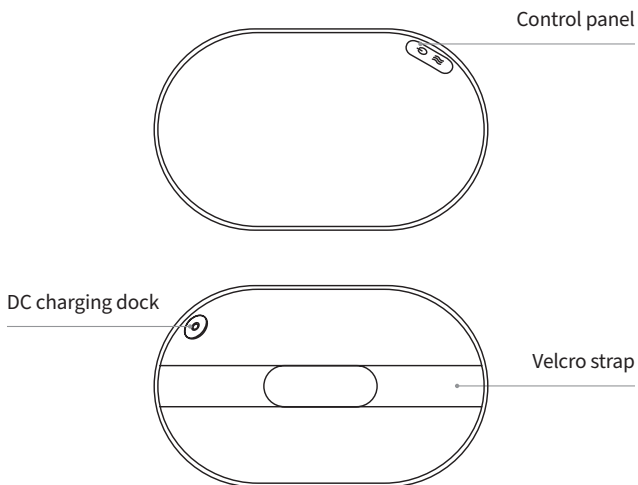
Do not wash or dry clean

Product troubleshooting

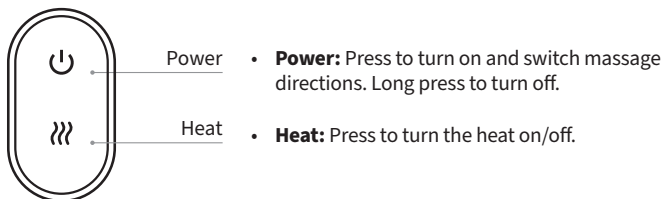
Issue	Checklist	Possible solution
Unit doesn't work	It is not charged	Recharge with the DC adaptor
	The "power" switch is not firmly pressed	Press the "power" button firmly until you hear a click
The charging indicator light does not turn on or off	The indicator light is on when the device is charging	It means the device is charging and works normally
	The adaptor is not properly inserted into the household outlet	Properly insert the adaptor into the household outlet
	The appliance plug is not firmly inserted into the device's charging socket	Firmly insert the appliance plug into the device's charging socket
The device can be used only for a few minutes even after charging it	check whether the device is charged properly	Contact MIKO customer service (see back cover)
The device stops during use	The battery has run down	Recharge with the DC adapter
	Set aside for 20 minutes and try again	The device was designed with a 20-minute timer. Press the power button again to start another 20-minute massage.

If you still have an issue after consulting this troubleshooting list, please contact MIKO customer service at hello@shopmiko.com or 866-201-9816

Get to know your Kumo Mini



Control panel instructions



Ways to use Kumo Mini



Neck



Back



Calf

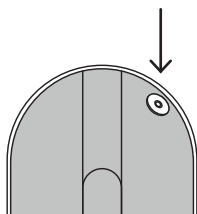


Palm



Thigh

Charge your Kumo Mini



1. Plug the adaptor into the charging dock.
2. Plug in the adaptor to a power outlet.
3. The power indicator lights up in red color when charging has started.
4. The power indicator light turns green when the battery is fully charged.

Note: If the power indicator is still red (charging status) after six hours of continuous charging, please unplug the power adapter and contact MIKO customer service. (See back cover)

Cleaning & maintenance

Cleaning – Before you clean, please make sure the power is switched off, and the power plug

has been pulled out from the socket. Please use a dry cloth to clean the product. Do not directly wash or rinse the device.

Maintenance – Keep the product clean and far from the wet environment.

Clean when you feel cleaning is necessary.

- Wipe away dirt with a dry cloth.
- Do not use alcohol, paint thinner, benzene, or nail polish remover. Using these may damage the appliance or cause cracks or discoloration in the components.

Model	MMB-01
Name	3D Shiatsu Pillow
Input	DC12.8V = 2.5A
Default timer	20 ± 1 minutes
Battery Specifications	DC 11.1V = 1800mAh


This product is intended for household use only.

Short time operation 20 minutes, resting time 30 minutes

Note: Certified manufacturer's adapters must be equipped in the use of this product.



This marking indicates that this product should not be disposed with other household wastes throughout the EU. To prevent possible harm to the environment or human health from uncontrolled waste disposal, recycle it responsibly to promote the sustainable reuse of material resources. To return your used device, please use the return and collection systems or contact the retailer where the product was purchased. They can take this product for environmental safe recycling.



M I K O

For all comments, questions or complaints reach out to us:

hello@shopmiko.com

www.shopmiko.com

+1-866-201-9816

