Troubleshooting Guide

Q: Receiver/Mobile App Abnormal Alarm

A: Step1. Clear All Accessories(APP)

	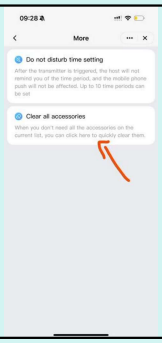	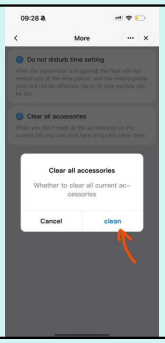	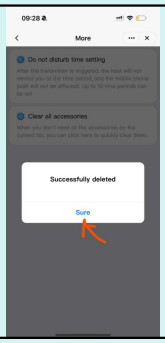
① Tap "Settings"	② Select "Clear All Accessories"	③ Tap "Clear" to remove all paired accessories.	④ A "Successfully Deleted" message will appear,confirming that all accessories have been removed.

Step2. Clear All Accessories(Receiver)

Press and hold the “Forward” button on the receiver for 5-10 seconds until you hear a “DING” tone. Wait another 5-10 seconds until you hear a “dingding” tone, indicating successful clearing.