


**SAFETY INFORMATION**

- **Important Information! Retain for future use!** Read the instruction manual carefully before using this device, especially the safety instructions, and keep the instruction manual for future use. Should you give this device to another person, it is vital that you also pass on these instructions for use.
- The thermometer contains small parts that could be swallowed by children. Do not let children handle the thermometer without adult supervision.
- Only use the thermometer for measuring body temperature under the tongue (oral), in the armpit (axillary) or in the anus (rectal). Do not use the thermometer in the ear.
- Do not place the thermometer near extreme heat. There is a danger of explosion of the battery!
- The device must be tested for accuracy (calibrated) after 2 years. Please send the complete device to the service centre.
- If the thermometer is not going to be used for a long period, remove the battery.
- Do not shake, bend or tap the thermometer. Do not drop it. It is not shock-resistant.
- Protect the device from direct sunlight, extremely high or low temperatures, high humidity, dirt and dust.
- Do not open up the device. If a fault occurs, please do not try to repair the unit yourself. Discontinue further use of the unit. Contact your dealer and only have repairs carried out by the service.
- The device complies with the EN 60601-1-2 standard for electromagnetic compatibility. It is subject to particular precautions in regard to electromagnetic compatibility. Please note, that portable and mobile HF communication systems may interfere with this unit. Please check the appendix for more details on this.
- **WARNING!** Please ensure that polythene packing is kept away from the reach of children! Risk of suffocation!

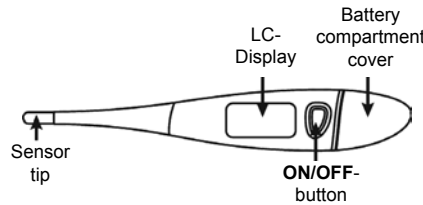
**Inserting / removing battery**

The **medisana** thermometer **TM 700** is ready to use right away, as the battery is already installed in the unit. However, if the „“ symbol should appear on the display after the unit has been in operation for some time, you need to replace the battery. To do this, remove the battery compartment cover and lift the compartment approx. 1 cm out of the thermometer. Use a suitable tool, e.g. the tip of a ballpoint pen, to carefully lever out the battery. Insert the new battery with the „+“ sign facing upwards. Push the battery compartment back into the thermometer and replace the compartment cover.

**Change the unit of measure**

You can measure the temperature in ° Celsius or in ° Fahrenheit. Please proceed as follows to select the unit of measure:

1. The device has to be switched off.
2. Press and hold the **ON/OFF**-button for approx. 4 seconds to change the current setting.
3. The actual selected unit of measure (°C or °F) appears in the upper right corner of the display.



**Use**

Press the **ON/OFF**-button to switch the unit on. All display symbols will appear shortly and a signal tone will be emitted, followed by the last measured temperature. If the temperature is below 32°C (90°F), „Lo“ is displayed - if the temperature is above 42.9°C (109.9°F), „Hi“ is displayed. The **medisana** thermometer **TM 700** is now ready to take a temperature reading. Position the sensor tip in oral, axillary or rectal position:

**ORAL READINGS:**

Place the sensor tip of the thermometer under the tongue and close your mouth. Breathe through your nose while taking the reading in order to avoid inaccurate results.

**RECTAL READINGS:**

Many patients find rectal measurement uncomfortable, but it delivers precise results. To quickly and reliably determine body temperature, carefully insert the sensor tip approx. 1 cm into the rectum.

**ARMPIT READINGS:**

Wash the armpit before taking a reading. Insert the tip of the thermometer into the armpit. Lower the arm and press it lightly against the body while the reading is being taken.


The thermometer will now automatically begin to take a reading. During the reading, the “-”-sign flashes constantly. After the reading, you multiple tones will be emitted for approx. 10 seconds and the measurement result will be displayed. If you continue to measure even after the signal tones have been emitted, the readings will get more accurate. If you measure the body temperature on the armpit, the measurement duration should be at least 10 minutes in order to get a reliable result. If the reading is > 37.8°C (100°F), the thermometer will indicate fever alarm by announcing multiple beep sounds (short beeps).

The thermometer will switch off automatically ten minutes after taking the reading. To prolong the life of the battery, however, you should switch off the thermometer manually by pressing the **ON/OFF**-button.


**Cleaning and Disinfection**


The **medisana** thermometer **TM 700** is waterproof, making it easy to clean and disinfect. Clean the thermometer before and after each use using a cloth moistened in a mild solution containing alcohol. You may also soak the thermometer in a suitable disinfectant solution. Your dealer will be happy to recommend suitable cleaning products and give you advice on their use. The thermometer must never be boiled to disinfect!


**Disposal**


 This product must not be disposed of together with domestic waste. All users are obliged to hand in all electrical or electronic devices, regardless of whether or not they contain toxic substances, at a municipal or commercial collection point so that they can be disposed of in an environmentally acceptable manner. Please remove the batteries before disposing of the device/unit. Do not dispose of old batteries with your household waste, but at a battery collection station at a recycling site or in a shop. Consult your municipal authority or your dealer for information about disposal.

**Technical Specifications**

Name and model:	<b>medisana</b> thermometer <b>TM 700</b>
Power supply:	Button cell 1,5V  (type GP-192 or LR 41)
Battery service life:	approx. 200 hours
Measuring range:	32,0°C - 42,9°C (90,0°F - 109,9°F)
Measuring accuracy:	± 0,1°C / 0,2°F in the region of 35,5°C - 42°C / 95,9°F - 107,6°F; outside the above region: ± 0,2°C / 0,4°F (deviation from actual body temperature at ambient temperature 18°C - 28°C / 64,4°F - 82,4°F)
Memory:	The last measured value will automatically be saved
Operating conditions:	5°C - 40°C (41°F - 104°F), rel. humidity < 85 %
Storage / transport conditions:	-10°C - 55°C (14°F - 131°F), rel. humidity < 95 %
Dimensions (L x W x H):	approx. 13,9 x 2,2 x 1,3 cm
Weight:	approx. 11 g (incl. battery)
Article No.:	48606
EAN Code:	40 15588 48606 7

 Classification: Type BF applied part

 Manufacturer

 Read the instructions carefully

 LOT number


The CE-mark refers to the EC-directive 93/42/EEC. The product was designed and manufactured in conformance with the following European norms: EN 80601-2-56 (Medical thermometers), EN ISO 15223, EN 60601-1 (Electrical safety for medical items). In accordance with our policy of continual product improvement, we reserve the right to make technical and optical changes without notice.

**Warranty and repair terms**

Please contact your dealer or the service centre in case of a claim under the warranty. If you have to return the unit, please enclose a copy of your receipt and state what the defect is.

The following warranty terms apply:

1. The warranty period for **medisana** products is 3 years from date of purchase. In case of a warranty claim, the date of purchase has to be proven by means of the sales receipt or invoice.
2. Defects in material or workmanship will be removed free of charge within the warranty period.
3. Repairs under warranty do not extend the warranty period either for the unit or for the replacement parts.
4. The following is excluded under the warranty:
  - a. All damage which has arisen due to improper treatment, e.g. nonobservance of the user instructions.
  - b. All damage which is due to repairs or tampering by the customer or unauthorised third parties.
  - c. Damage which has arisen during transport from the manufacturer to the consumer or during transport to the service centre.
  - d. Accessories which are subject to normal wear and tear.
5. Liability for direct or indirect consequential losses caused by the unit are excluded even if the damage to the unit is accepted as a warranty claim.

 **medisana GmbH**  
Carl-Schurz-Str. 2, 41460 NEUSS, GERMANY

