PRODUCT STRUCTURE

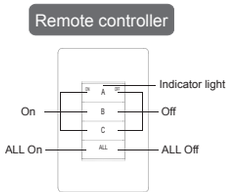

BATTERY INSTALLATION

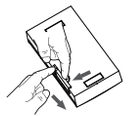

①

Open the battery cover

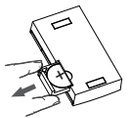

②

Remove the battery cover

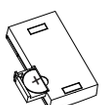

③

Install the battery



④

Install the battery cover

INSTRUCTIONS

1.Remote control operation method

Example: Press the AON key to turn on the device, press the AOFF key to turn off the device.
Example: Press the ALLON key to turn on all devices, press the ALLOFF key to turn off all devices.

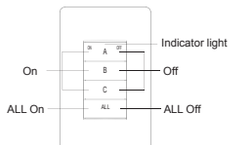

PRODUCT SPECIFICATION

Model: 50208USA
FCC ID:RHT208
Frequency: 433.92MHz
Working temperature: 0˚C~35˚C
Working voltage:1x3V CR2032
Standby current: < 5μA

FAULT ANALYSIS AND SOLUTION

Problem	Possible Cause	Solution
The indicator light of the transmitter does not flash	The battery is not sufficient	Replace with a new battery
	The installation of batteries is not correct	Remove the battery and reinstall it again to make sure the contact is good
The receiver does not work	The pairing failed.	Re-pair the receiver and transmitter again
	The transmitter is too far from the receiver or there is a metal obstacle near the receiver's mounting location	Reduce the distance between the remote control and the receiver or move the metal barrier between them
One switch button controls multiple outlets	Multiple outlets are paired with the switch button	Clear all pairs of the socket and then re-pair to the corresponding switch buttons

PRECAUTIONS

- Do not expose the battery to extreme temperatures such as direct sunlight or fire. Do not place the device on the heater. Leaking battery acid can cause damage.
- Always install batteries with the correct polarity (+ and –), as shown in the battery compartment.
- Notice! If the battery is incorrectly installed, there is a danger of explosion.
- When replacing the battery, only use the same type of battery.
- If the battery leaks, remove it from the battery compartment with a cloth，dispose the battery properly. If battery acid leaks, avoid contact with skin, eyes, and mucous membranes. If you come into contact with acid, immediately rinse the affected skin thoroughly with water and consult a doctor.
- Store the battery in a well-ventilated and dry place.
- If you do not use the device for a long time, remove the battery.
- Risk of explosion! Do not use other reagents to charge or reactivate the battery, and do not disassemble, throw into fire or short-circuit the battery.
- Remove the used battery from the device and dispose it immediately.

WARNING:

Remove and immediately recycle or dispose of used batteries according to local regulations and keep away from children,
Do NOT dispose of batteries in household trash or incinerate.
Even used batteries may cause severe injury or death
If the coin-cell battery is swallowed or placed inside any part of the body, call a local poison control center for treatment information.
The non-rechargeable battery is not to be recharged.
Do not force discharge, recharge, disassemble,
heatabove 60°C (140°F) or incinerate.
Doing so may result in injury due to venting,
leakage or explosion resulting in chemical burns.

PRECAUTIONS

WARNING

- **INGESTION HAZARD:** This product contains a button cell or coin battery.
- **DEATH or** serious injury can occur if ingested.
- A swallowed button cell or coin battery can cause **Internal Chemical Burns** in as little as **2 hours.**
- **KEEP** new and used batteries **OUT OF REACH of CHILDREN**
- **Seek immediate medical attention** if a battery is suspected to be swallowed or inserted inside any part of the body.

Coin-cell Battery Type: CR2032 Nominal Voltage: 3.0Vdc
Product use of battery cover is a must.

PRECAUTIONS

FCC Statement
This equipment has been tested and found to comply with the limits for a Class B digital device, pursuant to part 15 of the FCC Rules. These limits are designed to provide reasonable protection against harmful interference in a residential installation. This equipment generates, uses and can radiate radio frequency energy and, if not installed and used in accordance with the instructions, may cause harmful interference to radio communications. However, there is no guarantee that interference will not occur in a particular installation. If this equipment does cause harmful interference to radio or television reception, which can be determined by turning the equipment off and on, the user is encouraged to try to correct the interference by one or more of the following measures:
•Reorient or relocate the receiving antenna.
•Increase the separation between the equipment and receiver.
•Connect the equipment into an outlet on a circuit different from that to which the receiver is connected.
•Consult the dealer or an experienced radio/TV technician for help.
Caution: Any changes or modifications to this device not explicitly approved by manufacturer could void your authority to operate this equipment.
This device complies with part 15 of the FCC Rules. Operation is subject to the following two conditions: (1) This device may not cause harmful interference, and (2) this device must accept any interference received, including interference that may cause undesired operation.
RF Exposure Information
The device has been evaluated to meet general RF exposure requirement.
The device can be used in portable exposure condition, compliance with exposure requirements.

PRECAUTIONS

Kangtai®

Remote Controller User Guide

Model:50208USA