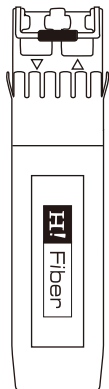


1.25G/10G Product Family

SFP/SFP+ Optical Transceivers

Product Manual



H! Fiber

Please read and retain this manual which contains important info.

Thank you for purchasing this product. Please read this manual before operation and retain it.

Important Safety Tips

Caution!

- This product is static sensitive device. Always use an ESD wrist strap or similar individual grounding device when handling it or coming in contact with it.
- This product can only be used by professionals.



Caution!

- This product has been tested and found to comply with the limits for Class 1 laser. Do not look directly at the light emitting device.



Caution!

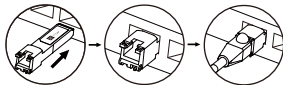
- This product is easily contaminated by dust. Please take appropriate measures of dust prevention.



..

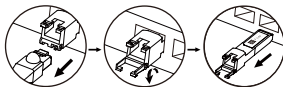
Installing

- ① Flip the bale clasp up before inserting the SFP module.
- ② Line up the SFP module with the port and slide it into the port.
- ③ Remove the dust cap and insert the RJ45 connector network cable.



Removing

- ① Remove the RJ45 network cable.
- ② Open the bale clasp on the SFP module by pressing it down with your index finger.
- ③ Grasp the SFP module between your thumb and index finger and carefully remove it from the switching module port.

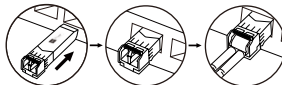


..

1000BASE-T/10GBASE-T Modules

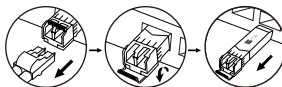
Installing

- ① Flip the bale clasp up before inserting the SFP module.
- ② Line up the SFP module with the port and slide it into the port.
- ③ Remove the dust cap and insert the fiber optical patch cord.



Removing

- ① Remove the fiber optical patch cord.
- ② Open the bale clasp on the SFP module by pressing it down with your index finger.
- ③ Grasp the SFP module between your thumb and index finger and carefully remove it from the switching module port.



..

SFP/SFP+ Optic Modules

Limited Warranty

This product is warranted for one year from the date of purchase. Within this period, H!Fiber, at its option, will repair or replace products that have failed under normal use. Such repairs or replacements will be made at no charge to the customer for parts or labor, provided that the customer shall be responsible for any transportation cost. This Limited Warranty does not apply to:

- (i) Any product damage caused by improper installation, accident hazards, natural disasters, abuse, misuse, low power or over-voltage, incorrect operation, poor/ bad environmental conditions and any unauthorized dis-assembly, repair or modification;
- (ii) Products that have been modified without authorization, such as: modification of internal electronic information, EEPROM information, etc.;
- (iii) System problems caused by third-party software, upgraded software or upgraded IOS of the connecting devices.

To obtain warranty service, please contact your local H!Fiber authorized dealer or original purchase channel for shipping instructions. Securely pack the device and send it to the designated address after prepaid freight charge.

[Original Manufacturer]
10GTEK TRANSCEIVERS CO.,LTD