

How to pair RB37 with Bluetooth headphones & Headphone information

Regarding how to pair the RB37 with a Bluetooth headset, it is divided into the following two scenarios:

- I . Out-of-box use
- II . Unclear which walkie-talkie is paired with which Bluetooth headset

I . Out-of-box use

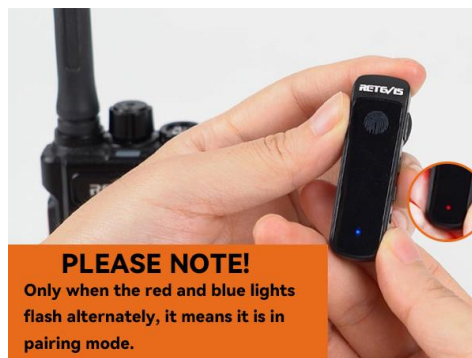
Generally, the RB37 walkie-talkie and Bluetooth headset come pre-paired in the package, so they are ready to use upon unboxing.

Follow the steps below:

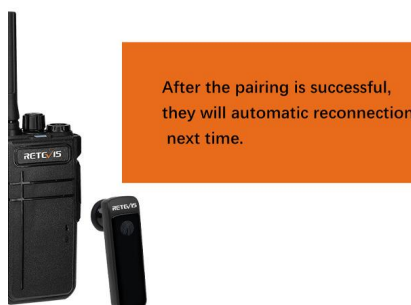
1. Turn on the walkie-talkie



2. Open the Bluetooth headset's pairing mode



3. Sign of successful pairing between headset and walkie-talkie
 - * The headset prompts "connected" indicating successful connection.
 - * Indicator light for a connected Bluetooth headset: Blue light flashes once every 5 seconds.



II . Unclear which walkie-talkie is paired with which Bluetooth headset

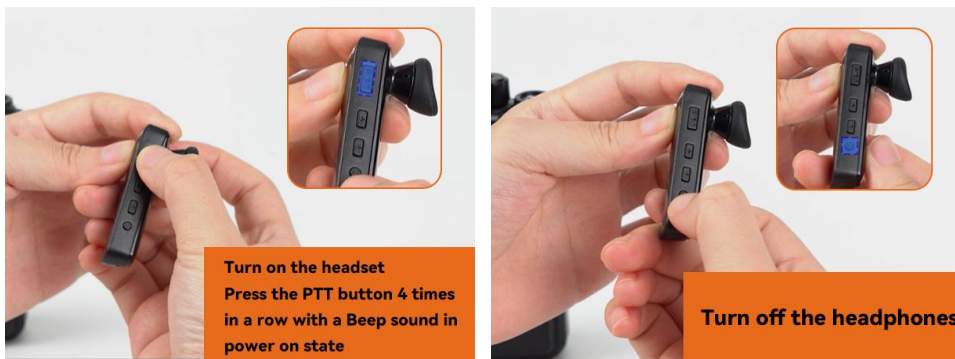
headset

If you are unsure which walkie-talkie is paired with which Bluetooth headset, you need to first clear the headset's pairing memory. Then, reopen the walkie-talkie's Bluetooth pairing mode, open the headset's Bluetooth pairing mode, and the headset and walkie-talkie will pair.

Follow the steps below:

1. Clear previous pairing memory on the Bluetooth headset

Turn on the Bluetooth headset and press the PTT button four times consecutively.



2. Open the Bluetooth headset's pairing mode



3. Open the walkie-talkie's Bluetooth pairing mode



4. Sign of successful pairing between headset and walkie-talkie

- * The headset prompts "connected" indicating successful connection.
- * Indicator light for a connected Bluetooth headset: Blue light flashes once every 5 seconds.



III. Information you may need about the Bluetooth headset

* Bluetooth headset disconnection: Automatically powers off after 8 minutes of disconnection.

Feature/Indicator	Description
Touch PTT	Supported for push-to-talk
Side Button PTT	Phone Play/Pause/Answer/Hang Up/push-to-talk
Charging Indicator	Red light stays solid
Fully Charged Indicator	Red light turns off
Pairing Indicator	Red and blue lights flash alternately
Power On Indicator	Blue light turns on
Power Off Indicator	Red light flashes 3 times
Bluetooth Not Connected	Blue light flashes rapidly
Bluetooth Connected	Blue light flashes once every 5 seconds
In Call Indicator	Red light stays solid
Low Battery Indicator	Red light flashes once every 5 seconds
Bluetooth Range	Maximum transmission distance ≥ 8 meters
Dimensions (Main Unit)	56*17*12mm
Weight (Main Unit)	Approx. 13.2g
Operating Temperature	0~45°C
Operating/Storage Humidity	5%~95%
Storage Temperature	-20~60°C
Standby Time (Powered Off)	30 days