



# Thermospeed™ Controller

OWNER'S MANUAL

MODEL: ILG8SFST





# IMPORTANT INSTRUCTIONS

## READ & SAVE

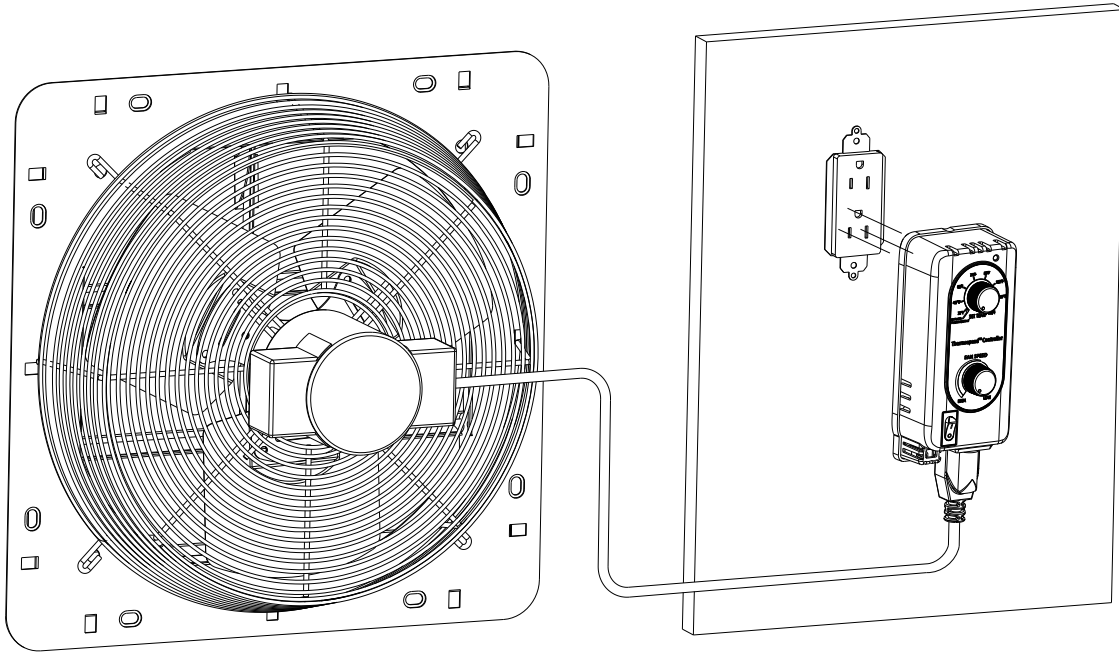
### IMPORTANT INSTRUCTIONS

1. Disconnect power supply before connections are made to prevent possible electric shock and/or damage to equipment.
2. Read and follow instructions carefully. Failure to comply with instructions could result in fire, electric shock, injury to persons, and/or damage to equipment.
3. To reduce the risk of overheating and possible damage to other equipment, this THERMOSPEED™ CONTROLLER is only intended for use with the iLiving Shutter Mounted Exhaust Fans (ILG8SF12V-ST, ILG8SF10V-ST, ILG8SF7V, ILG8SF10V, ILG8SF12V, ILG8SF16V, ILG8SF18V, ILG8SF20V, and ILG8SF24V), Attic Gable Fan with Thermospeed(TM) Controller(ILG8G14-22ST) and Attic Gable Fan(ILG8G14-22). Do not install this THERMOSPEED™ CONTROLLER on any other fan or appliance.
4. All wiring should conform to the United States National Electrical Code and all applicable local/state regulations.
5. Do not install THERMOSPEED™ CONTROLLER in any area which will likely expose the THERMOSPEED™ CONTROLLER to moisture.
6. Make certain the entire installation is grounded as a precaution against possible electrical shock.
7. Do not exceed maximum amperage rating of the THERMOSPEED™ CONTROLLER as overloading can result in damage to the shutter mounted exhaust fan and THERMOSPEED™ CONTROLLER.
8. When wiring an electrical appliance or device follow all electrical and safety codes, as well as the most recent United States National Electrical Code (NEC) and the Occupational Safety and Health Act (OSHA).
9. Install THERMOSPEED™ CONTROLLER in a well-ventilated area.

**WARNING: TO REDUCE THE RISK OF FIRE OR ELECTRIC SHOCK, DO NOT USE THIS THERMOSPEED™ CONTROLLER IN AN INSULATED WALL.**

# Installation

1. Turn power off at circuit breaker panel or fuse box.
2. Install the controller to a 120V / 60Hz wall socket.

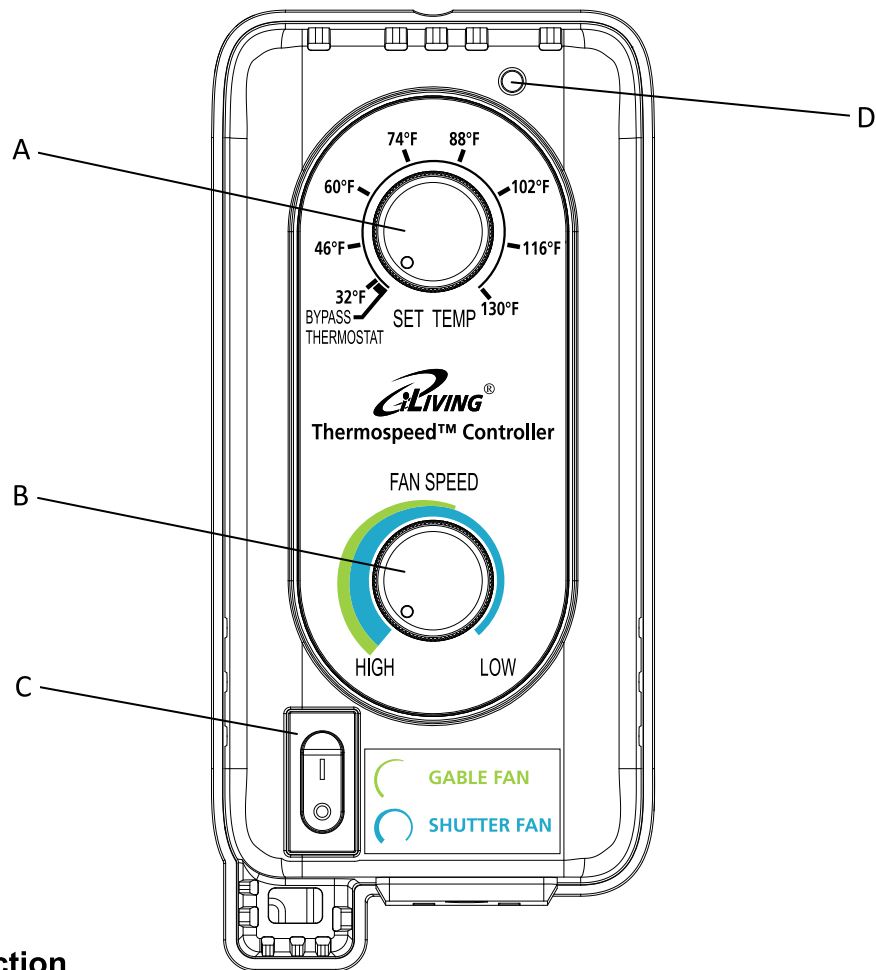


3. Hardwire a power cord to the fan. Plug the power cord of fan into the socket of Thermospeed control to get power.

## Product Specification

**Model No.:** ILG8SFST  
**Voltage:** 120VAC 60Hz  
**Rated Current:** 3.0A

## Control Descriptions



### Name and Function

- A. Set Temp Knob
- B. Fan Speed Knob
  - Green color control range for Gable Fan
  - Blue color control range for Shutter Fan
- C. Power Switch
- D. Power LED Display

## Operation Instruction

Power control:


### Power Switch

To start the controller, switch the power button to **I** position.

To turn off the controller, switch the power button to **O** position.

### Operating mode

Fan speed control:

1. Adjust the fan speed according to the FAN SPEED knob , from large to small.
2. Upon start up, fan will run at full speed for 4 seconds as start up sequence, and then run at the set speed.

Temperature control:

1. Adjust the setting temperature range from 32 degrees F to 130 degrees F using SET



2. When the room temperature drops to  $\leq$  the set temperature -2~3 degree F, the fan stops running. When the room temperature rises to  $\geq$  the set temperature + 2~3 degree F, the fan will turn on.

3. Turn the SET TEMP knob to the red line area "BYPASS THERMOSTAT", to by pass temperature control; fan will run continuously regardless of temperature.

### Warranty Information

This product comes with a ONE-YEAR LIMITED COMPONENT WARRANTY. If your unit does not appear to be working properly, please contact our service center by calling 1-800-317-1688. Prior to your call, we encourage you to visit our service related website [www.ilivingusa.com](http://www.ilivingusa.com) for troubleshooting tips and service instructions if needed.

Register your product at our website:



Or visit [iLivingUSA.com/register-product](http://iLivingUSA.com/register-product)

### Feedback

Love it? Help us make the product more for you.



Let us know with a customer review.

Please visit: <https://www.amazon.com/review/review-your-purchases#>

At iLiving USA, we are committed to bringing top quality products to our customers.

iLIVING USA  
860 Mahler Rd,  
Burlingame, CA 94010  
Tel: 1-800-317-1688  
Email: [service@ilivingusa.com](mailto:service@ilivingusa.com)