




www.SQUATZ.com



SQRTM-2 CLYPEUM

Wearable Light Therapy Wrap

Devices for Body with Near 850nm and Deep 660nm Pad,
with Timer for Back Shoulder Joints Muscle and Portable Pockets

USER GUIDE

Before starting your first session, please make sure to read this manual as it may explain important operating procedures.

Notes: *Each led diode inside with three chips at 1 pc 660nm and 2 pcs 850nm.*

Features:

- Portable Infrared & Red Light Therapy
- A great gift for family and friends
- Used for Pain Relief and Muscle Relaxation
- Multifunctional Controller
- Soft Comfortable & Flexible Wrap
- Invisible Infrared Lights
- Beneficial for Bones, Joints, and Deep Muscle Problems
- Thick but Lightweight Microplush Fibers
- Designed for Pain Relief, Injury Recovery, and Muscle Relaxation
- Auto Shut-Off for 20 minutes with Time Controller
- Safe for All Skin Types
- Upgraded Pulse Function
- Conveniently Plugs into the USB Port
- Friendly Materials to Human Body and Environment.
- 3 LED Chips in One LED Diode
- Can be Equipped with Power Bank
- Wrap cannot be Washed Directly with Water, but can be Cleaned with a Wrung Towel

What's in the box:

- (1) KR180 Wrap
- (1) Power Cord
- (1) Adapter
- (1) Portable Pocket

Technical Specs:

- Construction Material: Fabric
- Charging Adapter of the Power Bank: 5V-1A, 12V-3A
- LED PCS: 180 x 0.5W
- LED Chips: 540pcs.
- Power Output: AC 100 - 240 V, DC 12 V, US Plug
- Product Dimensions: 31.5" x 6.3" x 0.25" -inches

The red light device uses combo red 660nm and Infrared 850nm leds which is chosen to give the ideal wavelengths found in the scientific research of the last three decades.

660nm of red light

This light can be seen by the human eyes and targets skin cells.

850nm of near infrared light


This light cannot be seen by the human eyes and targets deep tissue.



DOWNLOAD THE SQUATZ APP
TO FOLLOW YOUR CUSTOM SQUATZ WORKOUT!
ALL SQUATZ PRODUCTS COME WITH AN
ADVANCED WORKOUT PROGRAM!

User Instruction

1. Connecting the wire into each DC port for the wrap with power cord and adaptor.



2. Plug into the AC socket and wait for the button to turn green. Press the power button to turn the device on. The unit is set to run for 20 minutes before shutting down.
3. **Distance:** Place directly on skin for best results.
Place anywhere on the body that you suffer joint pain.
4. Attach the velcro strap to the device on either side to fix it.
5. **Select options:**

To turn on device, quickly press the power button once and wait for it to turn green:

- a. Press the power button once to turn on all LEDs.
- b. Press the power button twice to activate only the red LEDs (the near infrared will be off).



- c. Press the power button a third time to activate only the near infrared LEDs (the red LEDs are now off). **NOTE:** Infrared light is invisible to the human eye so it may appear that the LEDs are off when in fact they are on.
- d. Press again, and all LED diodes will turn off.

To control LED modes, hold the power button down for more than 3 seconds and wait for the light to turn blue:

- a. Press the power button once to turn all LEDs to pulse mode.
- b. Press the power button a second time to turn only the red LED lights to pulse mode.
- c. Press the power button a third time to turn only the near infrared LEDs to pulse mode.
- d. Press the power button a fourth time and all LED diodes will turn off.



- 6. **Usage Frequency:** Use device 1-3 times per day for at least 4 weeks, and for a duration of 20 minutes on one treatment area before moving the device to the next treatment area.
- 7. Unplug device and store in cool dry area.
- 8. **Maintenance:** For cleaning we recommend using a damp towel or toothbrush to slightly clean your wrap and elastic strap. Make sure the device is **unplugged** from any power, cords disconnected and turned off. Only clean the fabric portion of the wrap and not the LED diodes directly. Do not submerge the wrap in water. Allow the wrap to air dry and make sure to keep it out of direct sunlight.


Benefits backed by science

Research shows that wavelengths in the spectrum of 600-900nm help optimal biotical response.

- Muscle and Joints pain
- Enhanced blood circulation
- Weight loss
- Speed wound healing
- Aging spots and wrinkle removal
- Anti-inflammatory
- Hair Re-growth
- Increase collagen
- Decreases pain







SQUATZ

Questions? Comments?

We are here to help!

Phone: (1) 718-535-1800

Email: support@pyleusa.com