

Fan Light Dimmer Switch User Guide

Model No. AK-SW-FLDN
AK-SW-FLDNS

Questions, problems, or missing parts?
Contact AKICON Customer Service before returning the product.
Service Hours: Monday–Friday, 8:00 a.m.–6:00 p.m. EST

+1-888-828-2025(Toll-Free) | service@akiconhvac.com | akiconhvac.com

Light Level Indicator Light
(White Light)

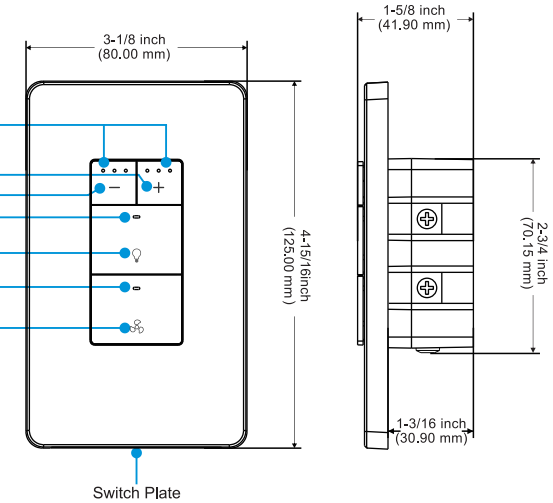
Dim(+) Brighten Light

Dim(-) Brighten Light
Indicator Light

Light ON/OFF Button

Indicator Light

Fan ON/OFF Button

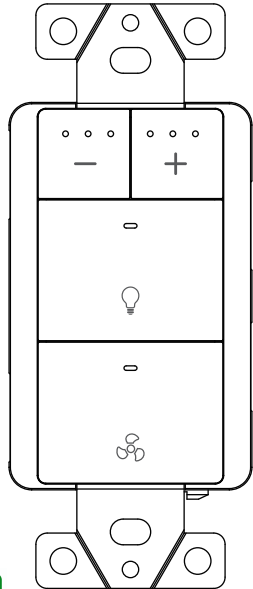


Specifications

Type	Fan Light Dimmer Switch
Model	AK-SW-FLDN / AK-SW-FLDNS
Input	120VAC 60Hz
Output	Fan: 2(1)A LED; Max 50W Night light: Max 50W
Product Size	4-15/16 x 3-1/8 x 1-5/8 Inch

NOTE: The size diagram shows the decorative wall plate for reference only.
Included items vary by listing. Please check your purchase page for the exact contents.

1



Setup Guidelines

Fan switch operation:

Short press to toggle on/off.

Add/subtract dimmer operation:

Short press to perform lighting brightness plus/minus gear dimmer. Long press for step-less dimmer.

Lighting control operation:

Short press to toggle lighting on/off.
(Long press for 3 seconds to enter or exit night light mode)

Night light mode operation:

Short press to toggle lighting on/off.
(Long press for 3 seconds to enter or exit night light mode)

Color temperature control:

Toggle the switch within 7 seconds to adjust color temperature. After 7 seconds, turning it off and on will retain the last color setting.

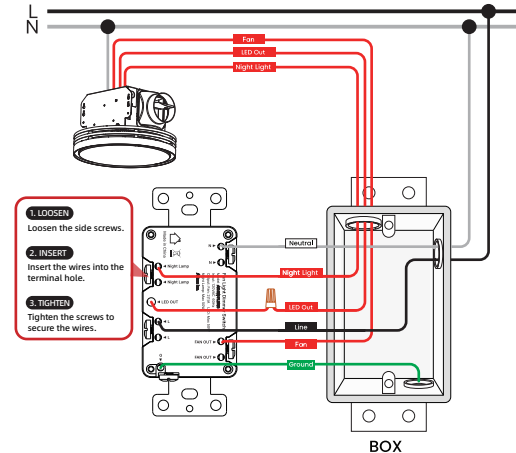
2

Wiring Diagram

Use a wire nut to connect the LED OUT wire to the light wire. Insert the remaining wires into the labeled terminal holes. Make sure all wires are connected tightly.

WARNING

- Turn off power at circuit breaker before installation.
- A neutral wire is needed to power the switch.
- Use COPPER WIRE ONLY.
- If you are not sure about any part of these instructions, consult an electrician.
- Once installed, do not touch the side screws while powered.



Limited 3-Year Warranty

This device is warranted to be free of material and workmanship defects for 3 years from the date of purchase. Original receipt or proof of purchase from an authorized retailer must be presented upon warranty claim. ALL claims must be verified and approved by Akicon, Inc. Warranties from other Akicon products may vary. This warranty is nontransferable and does not cover normal wear and tear or any malfunction, failure, or defect resulting from misuse, abuse, neglect, alteration, modification, or improper installation.

3