



JLAB | MIDNIGHT HEADSET

We love that you are rocking JLab! We take pride in our products and fully stand behind them.



YOUR WARRANTY

All warranty claims are subject to JLab authorization and at our sole discretion. Retain your proof of purchase to ensure warranty coverage.



CONTACT US

Reach out to us at support@jlab.com or visit jlab.com/contact

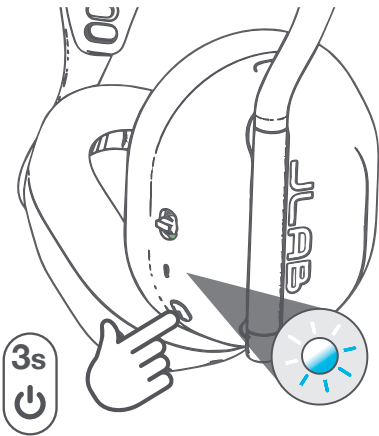
REGISTER TODAY

jlab.com/register

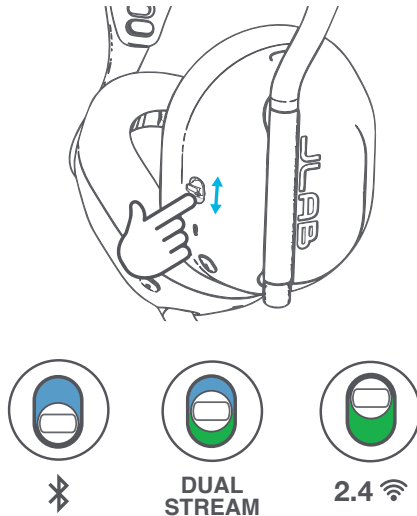
Product updates | How-to tips
FAQs & more

PAIR UP

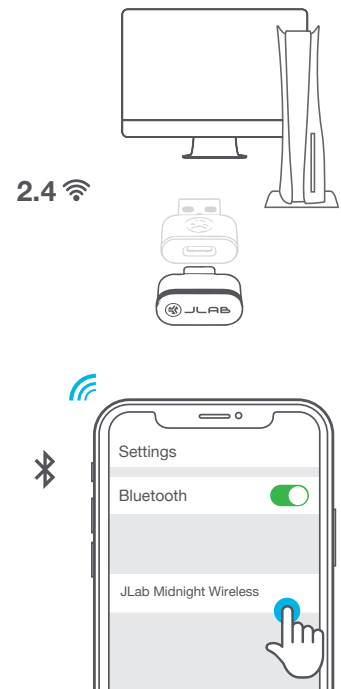
1



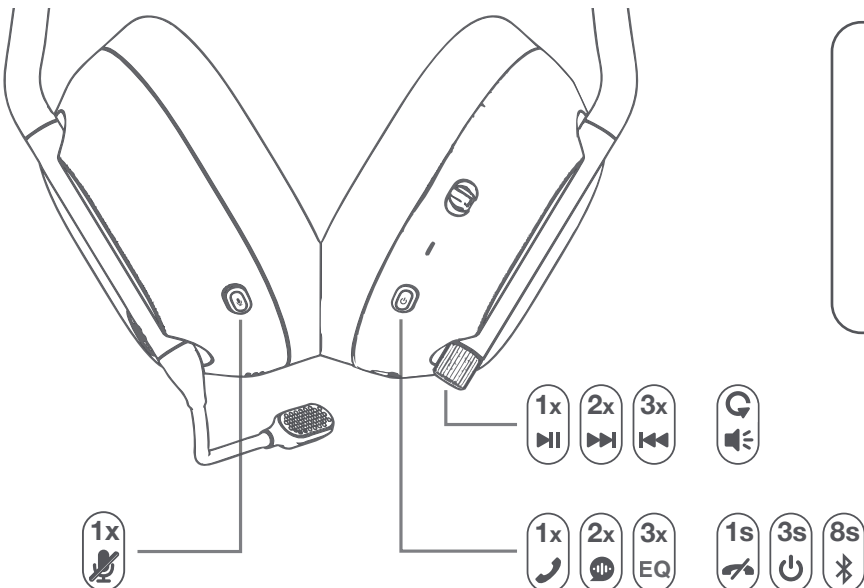
2



3



GO AHEAD, PRESS THE BUTTON



DUAL STREAM

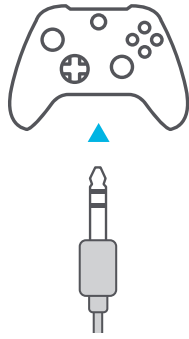
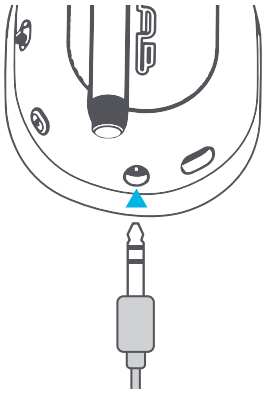
To use dual stream, center switch after connecting each device



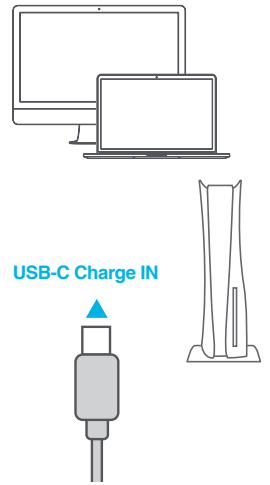
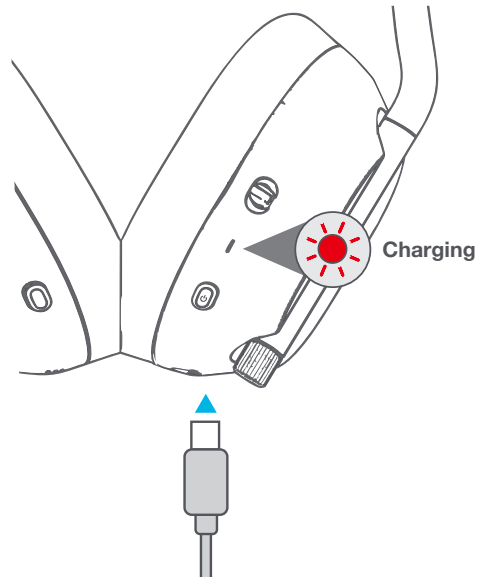
To balance 2.4 and BT volume, press and turn volume knob

WIRED CONNECTION

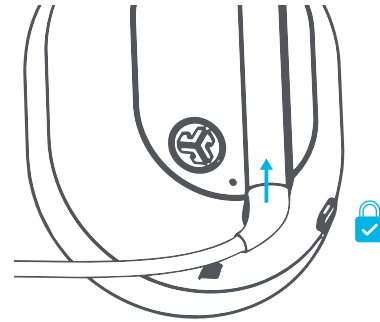
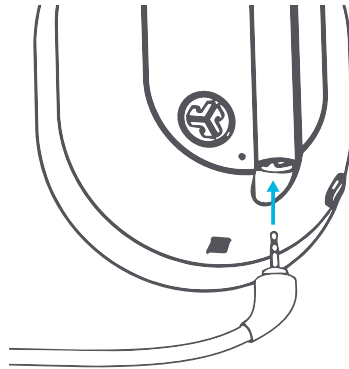
Headset must be **Powered ON** to work in AUX mode.



GET CHARGED



MICROPHONE PORT



Personaliza os controlos dos botões do Midnight Headset, áudio espacial e equalização com dongle + The Lab App:

jlab.com/software



[Shop products](#) | [Product alerts](#) | [Burn-in your headphones](#)

JLab Store + Burn-in Tool



[JLAB.COM](https://jlab.com)