尺寸: 556.5X777 毫米

BIONIC
QUADRUPED ROBOT DOG

Somersault / Handstand / Movement / Urinating
Singing and Dancing / Interaction / Programming

SIZE:343×146×233 (mm)

[Handler/C]

Voice On

Under normal operation, say "Voice On" to the remote control to enter the voice command mode (the remote control indicator flashes slowly).
Then speak any of the following commands to the remote control: go forward / Come to me, go back, go left, go right, Party time, say hello, go swim, get up, long jump, sit down, Roll to the left, Roll to the right, Somersault, inversion, go to pee, workout, greeting, roll to the back, modeling, All Pause, Voice on, light show, kitty cat, Doggy, Snow Me, baby, Kung Fu, music, hero, Puppy eyes,Be happy.The main unit will execute the corresponding action.

ROBOT DOG
STUNT SMART
FUTURE BUDDY BESIDE YOU

- Acrobatic Limb Show
- Voice Command
- Intelligent Programming
- 2.4G Remote Control
- Cool Lighting and Sound Effects
- Singing and Dancing Function

BATTLE MULTIPLAYER

Multiple Stunt Functions

Dozens of Bionic Postures Are Waiting for You to Explore.

3+ AGES

BATTLE MULTIPLAYER

2.4G R/C

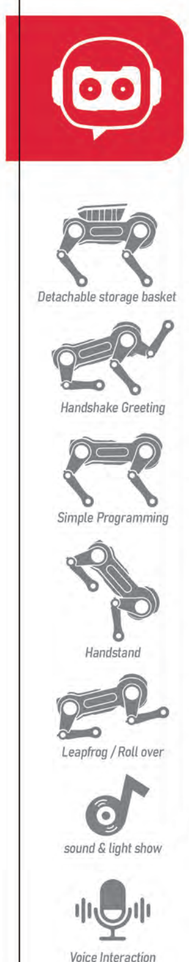

ROBOT DOG
STUNT SMART

INTERACTIVE FUN

SIMULATION
REMOTE CONTROL
2.4G FREQUENCY ANALOG REMOTE CONTROL

Main Materials: Plastics
User : For Children above 3-year-old
Maintenance: This product contains electronic components, shall not touch water or placed or use in a humid environment wipe the stain on the surface with a dry cloth.

FCC Compliance Statements
This device complies with Part 15 of the FCC Rules.
Operation is subject to the following two conditions: (1) this device may not cause harmful interference, and (2) this device must accept any interference received, including interference that may cause undesired operation.
Note: This equipment has been tested and found to comply with the limits for a Class B digital device, pursuant to Part 15 of the FCC Rules. These limits are designed to provide reasonable protection against harmful interference in a residential installation. This equipment generates, uses and can radiate radio frequency energy and, if not installed and used in accordance with the instructions, may cause harmful interference to radio communications. However, there is no guarantee that interference will not occur in a particular installation.
If this equipment does cause harmful interference to radio or television reception, which can be determined by turning the equipment off and on, the user is encouraged to try to correct the interference by one or more of the following measures:
— Reorient or relocate the receiving antenna.
— Increase the separation between the equipment and receiver.
— Connect the equipment into an outlet on a circuit different from that to which the receiver is connected.
— Consult the dealer or an experienced radio/TV technician for help.
Caution: Changes or modifications not expressly approved by the party responsible for compliance could void the user's authority to operate the equipment.
This equipment complies with FCC radiation exposure limits set forth for an uncontrolled environment. This transmitter must not be co-located or operating in conjunction with any other antenna or transmitter.

ALL RIGHTS RESERVED
The packaging must be retained since it contains important information.Thank you for purchasing our products-Please read the instructions carefully for correct and safe use of the product.

0-3 CE UK CA

Power usage instructions

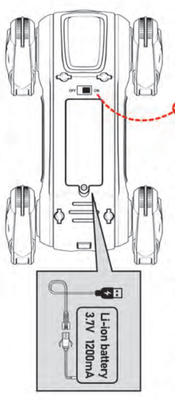

Use 3.7V battery pack and USB charging cable [included]

OFF ON
OPEN THE BACK SWITCH

Power supply :
One 3.7V-1200mA (9A output) detachable rechargeable lithium battery

Charging :
USB charging cable. When charging, please open the bottomcover; remove the battery and connect it to the charging cable. Theother end of the charging cable should be connected to the powersupply (not exceeding 5V-2A)

Remote Control Instructions

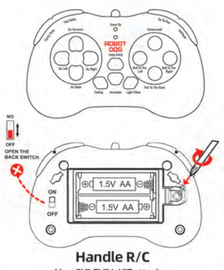

Handle R/C
Use 2X1.5V"AA"Batteries
(Not Included)

2.4G Frequency Matching Steps:
First, turn on the power switch of the main unit . Then, turn on the power switch of the remote control . Press any button to complete frequency pairing successfully . If either device is powered off, repeat this procedure.

Sleep:
The device will enter sleep mode after 5 minutes of inactivity. To reuse it, please turn the power switch off and on again.

light show/ music
Multiple cool tech lighting effects.Short press: Next effect.Long press: 3-level adjustable volume.

Coding
Long press: Enter programming mode (indicator light flashes rapidly).Then press the corresponding buttons for: Forward, Backward, Turn Left, Turn Right, Flip Forward, Flip Backward, Flip Left, Flip Right, Frog Jump, Handstand, Sing & Dance, Greet, Pee, Exercise, Stop to program actions in sequence.Press the programming button again, and the unit will execute the actions in the programmed order.

Voice on :
Under normal operation, say "Voice on" to the remote control to enter the voice command mode (the remote control indicator flashes slowly).
Then speak any of the following commands to the remote control:

go forward/Come to me	long jump	greeting	Show Me
go back	sitdown	rollto the back	baby
go left	Roll to the left	modeling	Kung Fu
go right	Roll to the right	All Pause	music
Party time	Somersault	Voice on	hero
say hello	inversion	light show	Puppy eyes
go swim	go to pee	kitty cat	Be happy
get up	workout	Doggy	

The main unit will execute the corresponding action.

Party time/say hello/go to pee/workout
Dozens of bionic postures. Press again: Next

Instant Action Switching Function
When an action is being executed, pressing a button on the remote control will immediately stop the unfinished action and switch to the newly pressed button action. This allows for creating a variety of innovative combined actions. This instant switching function is also available during the programming process.

⚠ WARNING:
CHOKING HAZARD - small parts. Not for children under 3 years.

صنعت وفقا للمواصفات والمعايير العالمية
Tested according to international standards

WARNING: NOT SUITABLE FOR CHILDREN UNDER 3 YEARS DUE TO SMALL PARTS 0-3
هشدار ایرلی کم دکان زس۳ سالی
ملسد قیست : دارای دطعات کم چی لست
تحذير :غير ملاءم للأطفالق تحت ثلاثة(٣) ات بسبب القطعة الصغيرة
COUNTRY OF ORIGIN:CHINA
بلد ادمفشاة : الصين

NO.:1508D
MADE IN CHINA

盒子:350克灰卡+4色+亮光膜+深压纹+高牛瓦楞+25.5C PVC菲林

文件名: 1508D机器狗 英文彩盒 拼版.ai 2026年3月26日 星期四

青色(C) 洋红(M) 黄色(Y) 黑色(K)