10.0105.0774	Maghold说明书 中性英文	128g双铜/黑白正反印刷/风琴折/四折页/尺寸：85*110mm

品名：	Maghold-英文版-说明书	规格：	128g 双铜 黑白 正反印刷 风琴折 四折页 尺寸：85x110 mm
版本：	20210316		
制作：	李志敏		
料号：			

Magnetic Wireless Car Mount
User Manual

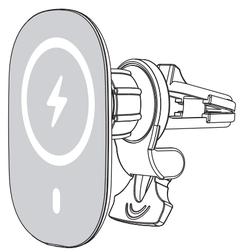

Magnetic | Fast Charger | For iPhone 12 series

Note: For best performance and safety, please read this manual carefully before using the product.

Product Diagram

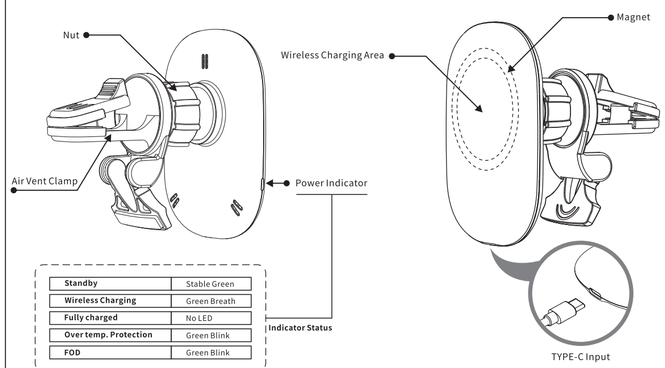

Indicator Status	
Standby	Stable Green
Wireless Charging	Green Breath
Fully charged	No LED
Over temp. Protection	Green Blink
FOD	Green Blink

User Instruction
1. Connect the air vent clamp to the device;

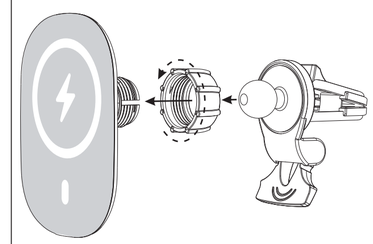

1.Unscrew nut
2.Place nut around ball head, insert into socket
3.Tighten nut clockwise

2. Attach clamp to car vent

Press the button to unlock the air vent clamp; entry and release to grip the air vent.

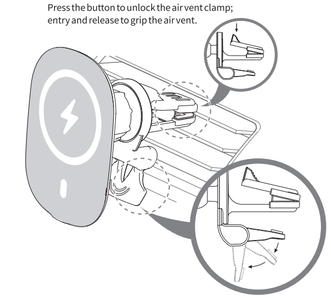

3. Connected Power To Charger

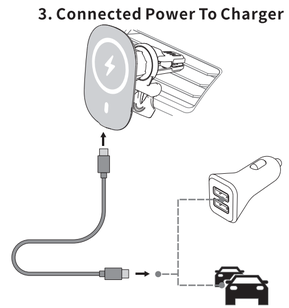

Use the Type-C cable packed in the box to connect the device and the car charger.

Tips:

When using this product, please make sure that the product is connected to the power. To achieve fast charging, QC2.0/3.0 car charger is required.

4.Charging your iPhone

Please fit the product with the back of your iPhone, it will charge your iPhone automatically via the built-in magnetic wireless charging, Max to be 15W.

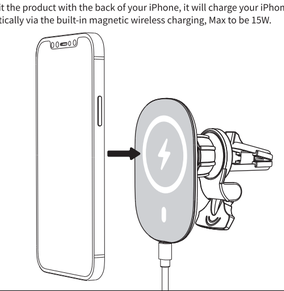

Note:
- ★ Under normal charging conditions, the charger and mobile phone could be slightly hot; the temperature may rise if the mobile phone is working while charging (such as playing video).
- ★ Please stop charging your phone when the charger is over-heating. Our product will automatically stop charging when over-heating. Please try it again when it' s cooling down.

Product Function- Instruction

- **Automatic induction gesture recognition, no need to manually switch the phone holder. Easy to operate by one hand**
- **Built- in wireless charging transmitter module for mobile phone for wireless charging**

Precautions ⚠

- Please carefully handle your charger and accessories, the following recommendations will help you effectively use the warranty service.
- Please keep the equipment dry. Rain, moisture and various liquid may contain minerals that will corrode the circuit. If the equipment is wet, please dry the product as soon as possible or use a soft cloth to wipe it clean.losing the data stored due to emagnetization.
- When charging, please select the regular 5V/2A, 9V/2A chargers. Do not use any damaged chargers.
- Please do not attempt to charge the equipment with exposed or case broken, and do not charge the equipment that are incompatible with this product.
- Do not store the equipment in a cold place. Otherwise, if temperature rises to normal temperature, moisture will pent up inside it and damage the electric appliance.
- Do not attempt to open the equipment, unauthorized dis-assembly or modification will damage equipment or related wireless charging functions.
- Do not throw, tap or shake the equipment; rough handling of the equipment will damage the internal circuit board and the mechanical structure.
- Use the clean and moist soft cloth to clean the surface of the equipment. Do not use or store the equipment in dusty or dirty places.

- Some components of this product are magnetic and metal materials may be adsorbed onto this product. Please do not use bank cards, credit cards or any other items with magnetic near the product so as to avoid losing the data stored due to demagnetization.

Fits Below Supports (Not Included)
Ball Diameter: 16.8±0.3mm

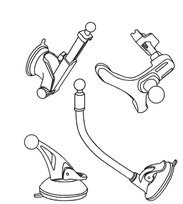

Specifications:

Input	5V/2A, 9V/1.34A, 9V/2A,12V/2A
Wireless Output	5V/1A,(5W) 9V/0.83A,(7.5W) 9V/1.12A,(10W) 9V/1.67A(15W)
Charging Efficiency	≥80%
Cable Length	1M
Product Size	91.91*67.82*8.94 mm

In the box:



User manual ×1 | Charger ×1 | Air Vent Clamp ×1 | USB-A to USB-C Cable ×1

Made in China

This equipment has been tested and found to comply with the limits for a Class B digital device, pursuant to part 15 of the FCC Rules. These limits are designed to provide reasonable protection against harmful interference in a residential installation. This equipment generates, uses and can radiate radio frequency energy and, if not installed and used in accordance with the instructions, may cause harmful interference to radio communications. However, there is no guarantee that interference will not occur in a particular installation. If this equipment does cause harmful interference to radio or television reception, which can be determined by turning the equipment off and on, the user is encouraged to try to correct the interference by one or more of the following measures:

- Reorient or relocate the receiving antenna.
- Increase the separation between the equipment and receiver.
- Connect the equipment into an outlet on a circuit different from that to which the receiver is connected.
- Consult the dealer or an experienced radio/TV technician for help.

Caution: Any changes or modifications to this device not explicitly approved by manufacturer could void your authority to operate this equipment.

This device complies with part 15 of the FCC Rules. Operation is subject to the following two conditions: (1) This device may not cause harmful interference, and (2) this device must accept any interference received, including interference that may cause undesired operation.

The device has been evaluated to meet general RF exposure requirement.

The distance between user and products should be no less than 15cm.