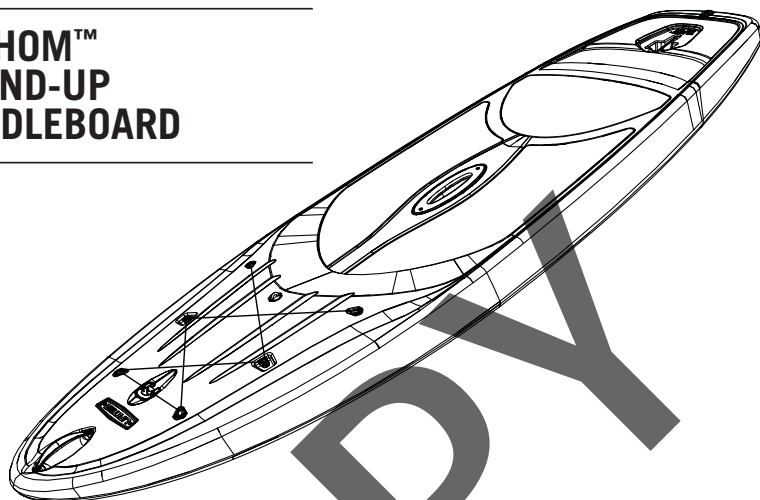


**FATHOM™
STAND-UP
PADDLEBOARD**



Save this instruction in the event the manufacturer needs to be contacted.

TABLE OF CONTENTS

Registration.....	2
Safety Instructions.....	2
Parts and Features Identifier.....	3
Paddle Adjustment.....	4
Mounting the Paddleboard.....	4
Proper Stance.....	6
Paddling Basics.....	7
Warning Sticker.....	8
Maintenance.....	9
Warranty.....	11

NEED HELP? TALK TO US!

Call: 1-800-225-3865

7:00 am - 5:00 pm (Monday - Friday) MST
and 9:00 am - 1:00 pm Saturday MST

Live Chat: www.lifetime.com/instructions

Lifetime's assembly experts offer quick responses and great customer service.

Product ID:

(You'll need this when contacting us)



REGISTER YOUR PRODUCT ONLINE AT LIFETIME.COM

At Lifetime[®], we are committed to providing innovative and quality products. While registering, you will have the opportunity to give us your feedback. Your input is valuable to us.

- You can also opt in to receive new product notifications or promotions.
- In the unlikely event of a product recall or safety modification, your registration provides the information we need to notify you directly.
- Registration is fast, easy, and completely voluntary.

LIFETIME'S PROMISE TO YOU:

Maintaining your privacy is our long-standing policy at Lifetime[®]. And you can rest assured that Lifetime[®] will not sell or provide your personal data to other third parties, or allow them to use your personal data for their own purposes.

We invite you to read our privacy policy at www.lifetime.com

REGISTER today!

****U.S. and Canada customers ONLY****

IF ASSISTANCE IS NEEDED,

DO NOT CONTACT THE STORE!

CALL OUR CUSTOMER SERVICE DEPARTMENT at 1 (800) 225-3865

HOURS: 7:00 a.m. to 5:00 p.m. Monday through Friday (Mountain Standard Time)

Call, or visit our Web site for Saturday hours

For customers outside the U.S. or Canada, please contact the store for assistance.



SAFETY INSTRUCTIONS



FAILURE TO FOLLOW THESE WARNINGS MAY RESULT IN SERIOUS INJURY OR PROPERTY DAMAGE AND WILL VOID WARRANTY.

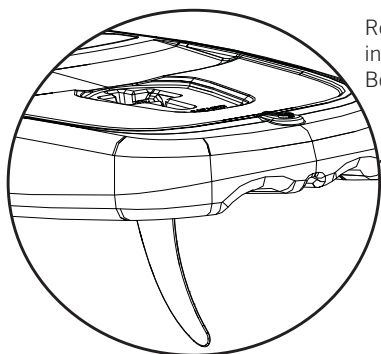
To ensure safety, do not attempt to use this product without following the instructions carefully. Check entire product and inside all packing material for parts and/or additional instruction material. Before using this watercraft, read the instructions and identify parts using the identifier in this document. Proper and complete assembly, use, and supervision are essential to reduce the risk of accident or injury. A high probability of serious injury exists if this system is not assembled, maintained, and/or operated properly.

- Follow any and all warnings and cautions carefully.
- Check Fins for tightness before and during the usage season.
- Inspect the Hull for damage prior to each use.

Most injuries are caused by misuse and/or not following instructions. Use caution when using this system.



PARTS AND FEATURES IDENTIFIER



Retractable Fin folds easily into the bottom of the Board when not in use.

Bungee for quick-access storage

Handle for easy carry

Leash attachment loop*
(Do NOT remove or unscrew)

1/4"-20 Universal mount for waterproof accessories.

Handle for off-board navigation in shallow water**

- EVA Deck Covering for Increased Traction
- UV-Protected Durable, High-Density Polyethylene (HDPE) Construction
- Design Provides Great Stability and Tracking

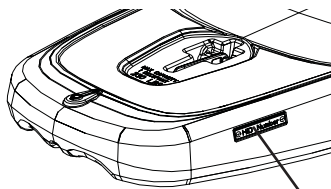
Specifications:

Length: 10 feet (3,05 m)

Width: 34" (86,4 cm)

Weight: 44 lb. (20 kg)

Maximum Weight Capacity: 230 lb. (104 kg)



Hull ID Location

*Leash not included.

**Never drag any portion of the Paddleboard over asphalt or any rocky, sandy, or abrasive surface.

Please Note: Paddleboard included may vary from model shown.

1

Paddleboard Basics

Part 1: Paddle Adjustment

Before you begin, make sure your paddle (not included) is 8-10 inches taller than you.



Part 2: Mounting the Paddleboard

To mount your paddleboard, start in at least knee-deep water. Stand alongside the board and place your paddle across the deck of the paddleboard.



Hold the board by the rails and push yourself up into a kneeling position.




► SECTION 1

PART 2: MOUNTING THE PADDLEBOARD (CONTINUED)

Make sure you are kneeling just behind the center point of the board. The nose should not pop out of the water and the tail should not dig in.



Keep your hands on either side of the board until you feel stable enough to slowly stand up. Place your feet where your knees were and stand up one foot at a time.



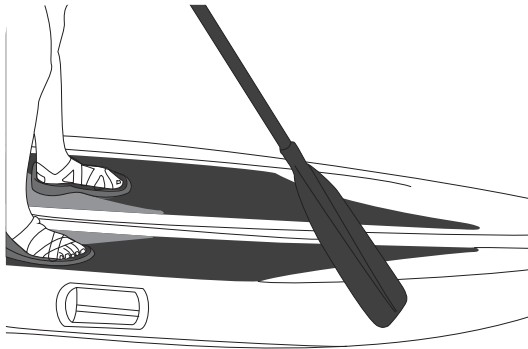
► SECTION 1

Part 3: Proper Stance

Your feet should be parallel, centered between the rails and about hip-width distance apart. Keep your toes pointed forward with your back straight and knees slightly bent. Your head and shoulders should be steady and upright. Try to keep your eye level with the horizon, and avoid staring at your feet. You should have one hand on the top grip and the other lower on the paddle shaft.



Keep in mind that while you paddle, the angle blade should point toward the front of the board



► SECTION 1

Part 4: Paddling Basics

Push down on the top paddle grip and twist from your torso as you paddle. Push the paddle blade completely under the surface, pull it back to your ankle, then lift it out of the water. If you are a beginner, keep your strokes fairly short and close to the side of the board.



To go in a straight line, paddle about 4 or 5 strokes on one side, then switch to the other. When you switch sides, you'll need to reverse hand positions.



► SECTION 1

PART 4: PADDLING BASICS (CONTINUED)

If you wish to turn your board, simply paddle on one side until the nose turns in the direction you want to go. Another fast way to turn or change direction is to simply drag the paddle on one side or paddle backwards.



WARNING!



Paddle sports can be physically demanding and dangerous.

- Anyone using this water craft may be at risk of serious injury or death.
- Get certified training and know your limits before using this watercraft.
- This watercraft is intended for recreational use only.
- Never use this watercraft in white water conditions.
- Never use this watercraft in rough or stormy water conditions.
- This watercraft is not intended to be used as a lifesaving device.
- This watercraft is not intended for mechanical propulsion.
- Always wear a Coast Guard approved personal flotation vest.
- Do not allow minors to use this watercraft without adult supervision.
- Do not use in areas where dangerous or strong current flows can overcome your ability to control your direction or destination.
- Never use drugs or alcohol before or during operation of this watercraft.
- Always paddle with a buddy in case you require emergency help.
- Never use in cold water that may cause hypothermia.
- Always wear a helmet when appropriate.
- Check your equipment prior to each use for signs of wear or failure.



MAINTENANCE

Congratulations on your Lifetime® product purchase. By following the instructions below, your new Lifetime product should provide you with years of service and enjoyment.

Cleaning and Care

Lifetime® Paddleboards are stain- and solvent-resistant. Most stains can be removed, using a mild soap and a soft-bristled brush. Abrasive cleaning materials may scratch the plastic and are not recommended. Avoid placing a direct heat source on or near surfaces unless using a heat barrier.

Helpful Tips For Your Paddleboard

- Always store your paddleboard out of direct sunlight when not in use. Your paddleboard is manufactured with UV-resistant color, but a paddleboard stored in direct sunlight will begin to color fade over long periods of time.
- Your new paddleboard is molded of high-density polyethylene resin. Clean up with mild soap and water is recommended periodically to keep your paddleboard looking new.
- Never drag any portion of the paddleboard over asphalt or any rocky, sandy or abrasive surfaces.
- Do not stand or sit on your paddleboard when out of the water. This can cause damage to the board or fins.
- During regular use, it is normal to find small amounts of water inside the paddleboard. Carefully remove the black drain plug at the front of the paddleboard and tilt the board to let the water drain out. Secure the drain plug when finished.
- If your paddleboard has been exposed to hot sunlight, it is recommended to splash water on the board to cool the hot surface before it comes in direct contact with your skin.



NOTES / REMARQUES / NOTAS



5-YEAR LIMITED LIABILITY WARRANTY

THE MANUFACTURER RESERVES THE RIGHT TO MAKE SUBSTITUTIONS TO WARRANTY CLAIMS IF PARTS ARE UNAVAILABLE OR OBSOLETE.

Your new kayak is warranted against defects in materials and workmanship for a period of five years (60 months) from the original purchase date. Lifetime Products, Inc. will repair or replace any kayak hull that should fail due to poor quality in materials or workmanship. A warranted kayak hull that is deemed to have failed due to misuse or abuse will not be covered by the warranty. This warranty does not cover normal wear by use, or abuse, alterations, unauthorized repairs, or use of the kayak in a manner other than intended by the manufacturer. Retain this warranty and Manufacturer's Certificate of Origin document with your original purchase receipt. Copies of these documents must be sent with any valid warranty claim. Please keep these documents in a safe, secure place. All warranty claims must first be submitted in writing to Lifetime Products, Inc. PO Box 160010 Clearfield, UT 84016-0010 for determination of service or replacement of any defective kayak hull. This warranty is in lieu of all other warranties expressed or implied, including warranties of merchantability or fitness for use. Neither Lifetime Products, Inc. nor any representative assumes any other liability in connection with this product. This warranty gives you specific legal rights, and you may also have other rights which vary from State to State.

Our goods come with guarantees that cannot be excluded under the Australian Consumer Law. You are entitled to a replacement or refund for a major failure and for compensation for any other reasonably foreseeable loss or damage. You are also entitled to have the goods repaired or replaced if the goods fail to be of acceptable quality and the failure does not amount to a major failure.

Hull manufactured in the U.S.A.

PLEASE INCLUDE YOUR DATED SALES RECEIPT AND PHOTOGRAPHS OF DAMAGED PARTS.

REPORT PRODUCT DEFECTS IN WRITING TO:

Lifetime Products, Inc., PO Box 160010 Clearfield, UT 84016-0010
or call 1-800-225-3865 M-F 7 a.m. to 5 p.m. MST.

REGISTER YOUR PRODUCT WITHIN 30 DAYS OF PURCHASE FOR QUICKER CUSTOMER SERVICE.

Visit www.lifetime.com or call 1-800-225-3865 to register your product today.

FOR INTERNATIONAL WARRANTY CLAIMS:

All warranty claims must be accompanied by a sales receipt. Report all warranty claims in writing to your regional sales support representative. Please include your dated sales receipt and photographs of damaged parts.

To identify the representative for your region, please visit: www.lifetime.com/international



www.lifetime.com

©Lifetime Products, Inc.

**ENHANCE YOUR LIFETIME® PADDLEBOARD BY
ADDING ACCESSORIES OR OTHER GREAT PRODUCTS**

To purchase accessories or other Lifetime products, visit us at:

www.lifetime.com

Or call: 1-800-424-3865



www.lifetime.com



©Lifetime Products, Inc.