广州飞傲电子科技有限公司
说明书通用型修订型
V08
20191214

说明书160x110mm 120g双铜纸 过哑膜

## 正面

## 反面



English 16/16

### WEEE Directive & Product Disposal

At the end of its serviceable life,this product should not be treated as household or general waste.It should be handed over to the applicable collection point for the recycling of electrical and electronic equipment,or returned to the supplier for disposal.

Internal/Supplied Batteries
This symbol on the battery indicates that the battery is to be collected separately.
This battery is designed for separate collection at an appropriate collection point.

中文 1/16

### 品牌介绍

飞傲电子科技有限公司是一家专注于无损音乐播放器、耳机功率放大器、高保真耳机等多种便携式音频产品的创新型科技企业。拥有近30年音频产品研发经验的核心团队，致力于自主研发生产，销售网络覆盖全球。荣获数百项国际知名大奖，在行业内有着良好的口碑！

飞傲将不断践行“音乐，乐无限”的音乐主张，为喜爱音乐，追求时尚，高品质生活的消费者创造更多好用好玩好听的高品质良心产品而不懈努力。

中文 2/16

### 配戴指引

通过耳机和线材上的L、R标识正确识别L=左、R=右边,在无字符标识的情况下，“蓝色”标识即是左边，“红色”标识即是右边；

更换其他线材时，请注意更换与本产品相同接线定义的线材，以免影响音质和体验。

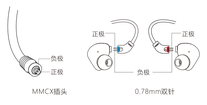


本产品为绕耳式配戴设计，接插耳机线时，请使耳机线与耳机形成绕耳形状，如下图所示。

English 15/16

### Procedures of How to Get After-sales Service

❶ Please contact local dealer first once you find problem with the product. If they refuse to give related after-sales service, please give feedback to FiiO Company by sending email to support@fiio.com. We would handle it properly to ensure customer's satisfaction.

❷ For repair maintenance, you are supposed to send the defective product to FiiO Company with freight paid. After it has been repaired, we will send the product back to you with freight paid by FiiO.

❸ It is highly suggested to buy from local authorized sales agent to get better, faster before and after sales service.

❹ Please do not maintain or dismantle the product on your own and keep it away from water.

❺ In case of abnormal working or any further questions, please log in official website at the Support area to get related information or send email to support@fiio.com to consult.

### Contact Information for After-sales Service

Guangzhou FiiO Electronics Technology Co,. Ltd.
Address: 2/F, F Building, Hougang Industrial Zone, Shigang Village, Huangshi West Road, Baiyun District, GuangZhou, China.
Postcode: 510430
Web: www.fiio.com
Facebook: www.facebook.com/FIIOAUDIO

English 14/16

### Authenticity-Checking

❶ Scratch off the coating to get a 20-bit security code.

❷ Please open this link: http://check.fiio.net/, and then enter your 20-bit security code and the captcha shown on the website.You will get the checking result after click the ‘magnifying glass’ icon.

❸ Checking result:

A. The product you arechecking is genuine. The product is manufactured by FiiO Company, thanks for choosing us.

B. The number you arechecking does not exist. The product is not manufactured by FiiO Company.

C. The number has been checked. If this is the first time you enter the security code after scratched the coating personally, it means the product is not an authentic one.

D. The security code you input is less than 20 bits, please try it again.

中文 3/16

佩戴时按图示方向轻微旋转按压耳机，正确佩戴后，将弯管固定在耳朵后面。适当调整耳机至最舒服状态。

分离耳机线时，紧捏耳机与线材插头，使耳机和线材的双针插口保持同一直线上，然后用力往两边拔出，0.78双针产品请勿旋转。

禁止倾斜角度拔插耳机线，请勿直接拉扯线材拔插耳机线，以免线材拉断。

注意：如果发现耳机线不容易拔出时，请勿自行暴力拔除，如有需要请与官方售后人员联系，请求帮助。

中文 4/16

### 注意事项

❶ 为了您的安全，请避免在危险的环境下使用耳机；
❷ 请调节音量到合适范围，以保护听力；
❸ 请勿长期将耳机置于潮湿或有强磁力覆盖的地方；
❹ 长时间不使用时，请将耳机拔出播放设备；
❺ 请勿自行拆解耳机。

English 13/16

### Warranty Terms and Conditions

❶ FiiO provides one-month direct replacement guarantee and one year of free maintenance for product against defectives in material and workmanship under proper operation. (You may be asked to provide proof of purchase for after-sales service, so keep your purchase invoice / receipt in safe place.)

Note: The warranty service is applied to authentic product brought from FiiO authorized sales agents with valid security code.

❷ The warranty is null and void under the following circumstances:
- Defects or damage caused by improper operations such as vibrating, bumping, falling to the ground, buckling, excessive pulling, etc.
- Defects or damage caused by disassembly of the product by user or unauthorized repair personnel.
- Defects or damage caused by natural disaster.
- Unable to provide proof of purchase, such as purchase invoice / receipt from FiiO authorized dealers.

Note: Man-made damage is determined by the judge of FiiO’s maintenance personnel.

❸ Free replacement or repair is only applied to earphones, excluding any accessories or gifts.

❹ Send inquiry to support@fiio.com to get the related maintenance cost.

Note: The above guarantees start from the issue date of the sales invoice / receipt.FiiO warranty is just for your reference, while local sales agents have the right to determine the specific details. FiiO Company reserves the final interpretation and amendment for the above warranty terms.

English 12/16

### Precautions

❶ For your safety, please avoid using earphones in dangerous environments.
❷ Please set the volume to a suitable level to protect your hearing.
❸ Please do not expose your earphones to damp or strong magnetic environment for a long time.
❹ If the unit is to be left unused for a long time, please unplug your earphones from the playing device.
❺ Do not disassemble the earphones on your own.

中文 5/16

### 保修条款

在正常操作下使用，若出现因材质或者工艺缺陷导致的任何功能问题，均可享受自购买日期起一年免费换新，两年免费保修服务。（仅限中国大陆地区，其他地区将根据当地法律规定；另外，请保留好购买的收据或者发票，以作为保修凭证。）

注：消费者所购买产品为正品（在我司授权经销商处购买，并且于飞傲官网http://fiio.com/ 进行防伪查询，结果为正品的），方可进行相关质保服务。若所购买产品为非正品，出现任何问题由消费者自行承担。

以下情况不属于换新、保修范围。
--因使用保管不当造成震荡、撞击、跌落、弯折、撕扯、牵拉等人为因素引起的故障；
--因用户私自拆机或非本公司特约维修点拆修引起的故障；
--将产品长期置于潮湿、强磁场场所或者是由于浸水引起的故障；
--因自然灾害造成的故障；
--无法提供有效保修凭证（飞傲授权经销商的盖章收据或者发票）；

注：人为损坏的判定由飞傲专业的维修人员分析确定。

换新、保修服务只针对耳机主体部分，其他随机附件及赠品均不在换新、保修范围内。

有偿维修费用请联系客服查询：QQ/电话 4000426826

注：三包期从开具发票/收据等有效凭证日开始算起，三包凭证内容的最终解释权，修改权归广州飞傲电子科技有限公司所有！

中文 6/16

### 防伪码真伪查询

❶ 刮开防伪码涂层，得到20位查询码。

❷ 请登录飞傲官方查询网址http://check.fiio.net/，输入20位查询码。

❸ 验证结果：

A. 您查询的产品是正品。由飞傲电子科技有限公司生产制造，谢谢购买。

B. 您查询的号码不存在，产品并非飞傲电子科技有限公司生产制造。

C. 号码已经被查询过（如果这是您亲自刮开验证区，并且是第一次输入查询的话，说明此产品非正品。）

D. 你输入的查询码不足20位数字, 请重新输入。

### 售后流程

❶ 如果用户所购买的FiiO耳机发生故障，请先与卖家联系，若卖家无法及时提供售后服务，请通过微信公众“飞傲”反馈给飞傲公司工作人员，我司会妥善处理并为您提供满意的售后服务。

❷ 返修期间，消费者需要承担退回到工厂的运费。维修好后，我司将免运费寄回给消费者。

❸ 建议消费者从本地代理商处购买产品，以便得到更快速、更便捷的售前售后服务。

❹ 不可自行维修，拆卸或将产品放在有水的地方。

English 11/16

When wearing, gently rotate and press the earphones according to the direction shown in the picture. After properly wearing, put the earphone cable over your ear and adjust the earphones until you feel most comfortable.

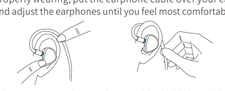

When removing the earphone cable, hold the cable connector and the earphone unit tight with your fingers, keep them on the same line and then pull them apart without rotating.

Do not install or remove the cable with a tilted angle. Do not pull the earphone cable directly, otherwise the cable might get broken.

Note: if it is difficult to remove the earphone cable, do not remove it violently. If necessary, please contact the official after-sales staff for assistance.

English 10/16

### Wearing Instructions

Correctly identify the left and right side through the L and R signs on the earphone unit and cable.In the case of no character signs, the “blue” mark is the left side and the “red” mark is the right side.

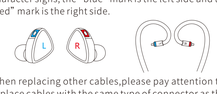


When replacing other cables,please pay attention to replace cables with the same type of connector as this product,so as not to affect the sound quality and experience.

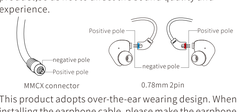


This product adopts over-the-ear wearing design. When installing the earphone cable, please make the earphone unit and cable form a shape that can wrap around the ear, as shown in the figure below.

中文 7/16

❷ 产品不能正常使用或有其他疑问，请登录官方网站的服务中心查询相关资料，或者发邮件到support@fiio.com咨询。

### 飞傲售后联系方式

售后服务平台：微信公众号“飞傲”
售后服务电话：4000426826（仅收取市话费）
网址：https://www.fiio.com
新浪微博：飞傲官方微博
百度贴吧：飞傲吧

### 欢迎扫描二维码访问：

飞傲官方网站　　飞傲微信公众号

中文 8/16

### 产品中有害物质的名称及含量

| 部件名称 | 有害物质 | | | | | |
|---|---|---|---|---|---|---|
| | 铅(Pb) | 汞(Hg) | 镉(Cd) | 六价铬 (Cr VI) | 多溴联苯 (PBB) | 多溴二苯醚 (PBDE) |
| PCB | X | O | O | O | O | O |
| PCBA 焊点 | X | O | O | O | O | O |
| 元器件 | X | O | O | O | O | O |
| 显示屏* | X | O | O | O | O | O |
| 电池* | X | O | O | O | O | O |
| 外观件 | O | O | O | O | O | O |
| 配件* | X | O | O | O | O | O |

注: 表中标记 “X” 的部件, 皆因全球技术发展水平限制而无法实现有害物质的替代。带*号部件表示如果在您所购买的产品中无该部件，请忽略表中该部件信息。
O: 表示该有害物质在该部件所有均质材料中的含量均在 GB/T 26572-2011规定的限量要求以下。
X: 表示该有害物质至少在该部件的某一均质材料中的含量超出 GB/T 26572-2011规定的限量要求。

根据中国电子行业标准 SJ/T 11364-2014 和相关的中国政府法规，本产品及其某些内部或外部组件上可能带有环保使用期限标识。取决于组件和部件制造商，产品及其部件上的使用期限标识可能有所不同。组件上的使用期限标识优先于产品上任何与之相冲突的或不同的环保使用期限标识。

10 此环保使用期限只适用于产品在规定的条件下工作

English 9/16

### About FiiO

FiiO is a high-tech enterprise focusing on researching and developing portable music products, with current mainstay products being Hi-Res music players, portable headphone amplifier & DAC and headphones/earphones.

FiiO is specialized in self research and development, and sells FiiO-branded products through sales agents worldwide. By virtue of high quality products and great customer service, FiiO enjoys high reputation in the industry and has received countless well-known awards.

FiiO is committed to its brand proposition “Born for Music” and ceaselessly pursues perfection in product design and manufacturing, to supply users with the best audio products at the best prices.