

# PetSafe

# HydroSphere™

60 oz Cordless Fountain

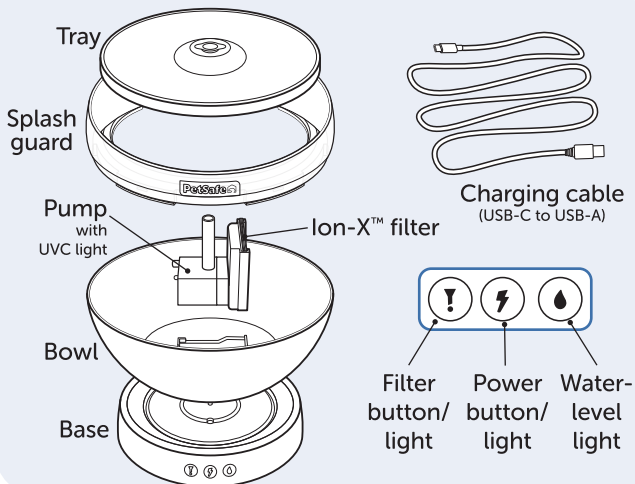
**Congratulations on your purchase!**

Scan the QR code to access the complete User Guide. Your product comes with a 1-year limited warranty.



Scan to access the **User Guide**

## What's Included






## Let's Get Started

- 1** Remove the tape securing the splash guard to the bowl. Remove all internal packaging from the fountain.
- 2** Set the bowl on the base, then position the pump in the bottom of the bowl.
- 3** Unwrap and rinse the filter, then insert it into the filter bracket. Place the splash guard on the edge of the bowl.
- 4** Add water up to the fill line, then fit the tray onto the top of the bowl.
- 5** Press the power button to turn the fountain on.

The fountain comes partially charged. While operating on battery power, it uses motion-detected flow: the water flow and indicator lights turn off when not in use and turn on automatically when your pet approaches.

### Fountain Indicator Lights

-  The filter light will pulse red when it's time to change the filter. Press and hold the filter button for 3 seconds to reset the filter reminder.
-  The power light will glow red when the fountain needs to be charged (less than 25% battery power). To charge, connect the charging cable to the base and then to a USB-A outlet or adaptor (not included). For optimal charging, use a **5V, 2A** adaptor. The power light will pulse blue during charging and glow solid blue when the fountain is fully charged.
-  The water-level light will pulse red when it's time to refill the fountain.

## We're here to help.

Contact our U.S.-Based Customer Care  
Visit [support.petsafe.com](https://support.petsafe.com) or call **1-800-732-2677**

1-Year Limited Warranty | ©2026 Radio Systems Corporation  
Model: PWW00-18311, PWW00-18313 | RE400-2564

For important safety instructions, please  
see the **Let us help!** guide.

# Questions?

[support.petsafe.com](https://support.petsafe.com)



## Important Recycling Advice



Please respect the Waste Electrical and Electronic Equipment regulations in your country. This equipment must be recycled. At the end of the product life, do not place it in the normal municipal waste system. Please check the regulations in your area or return it to where it was purchased so that it can be placed in the recycling system. If these options are not possible, please contact the Customer Care Center for further information.

## Compliance (Where Applicable)

### FCC: USA

This device complies with part 15 of the FCC Rules. Operation is subject to the following two conditions: (1) This device may not cause harmful interference, and (2) this device must accept any interference received, including interference that may cause undesired operation.

**NOTE:** This equipment has been tested and found to comply with the limits for a Class B digital device, pursuant to part 15 of the FCC Rules. These limits are designed to provide reasonable protection against harmful interference in a residential installation. This equipment generates, uses, and can radiate radio frequency energy and, if not installed and used in accordance with the instructions, may cause harmful interference to radio communications. However, there is no guarantee that interference will not occur in a specific installation. If interference does occur to radio or television reception, which can be determined by turning the equipment off and on, the user is encouraged to try to correct the interference by one or more of the following measures:

- Reorient or relocate the receiving antenna.
- Increase the separation between the equipment and the receiver.
- Connect the equipment into an outlet on a circuit different from that to which the receiver is connected.
- Consult the dealer or an experienced radio/TV technician for help.

**NOTE:** The Grantee is not responsible for any changes or modifications not expressly approved by the party responsible for compliance. Such modifications could void the user's authority to operate the equipment.

The device has been evaluated to meet general RF exposure requirements. To maintain compliance with FCC's RF exposure guidelines, the distance must be at least 20 cm between the radiator and your body, and fully supported by the operating and installation.

Radio Systems Corporation  
10427 PetSafe Way, Knoxville, TN 37932 USA  
+1 (865) 777-5404

©2026 Radio Systems Corporation  
RE401-085/3

# Let us help!

**PetSafe**

# Welcome!

PetSafe® brand is devoted to making sure you and your pet have what you need to live your best life together. We know that safe pets make happy owners. Before getting started, please take a moment to read through the important safety information. If you have any questions, please don't hesitate to contact us.

Hereinafter Radio Systems Corporation and any other affiliate or Brand of Radio Systems Corporation may be referred to collectively as "We" or "Us".

## IMPORTANT SAFETY INSTRUCTIONS

### Explanation of Attention Words and Symbols Used in This Guide



This is the safety alert symbol. It is used to alert you to potential personal injury hazards. Obey all safety messages that follow this symbol to avoid possible injury or death.

#### **WARNING**

**WARNING**, indicates a hazardous situation which, if not avoided, could result in death or serious injury.

#### **NOTICE**

**NOTICE** is used to address practices not related to personal injury.

### Indoor and Outdoor Pet Fountains

#### **WARNING**

INSTRUCTIONS PERTAINING TO RISK OF FIRE, ELECTRIC SHOCK, OR INJURY TO PERSONS

When using this product, basic precautions should always be followed including:

- Read all instructions before operating product.
- To reduce the risk of injury, close supervision is necessary when using this product near children.
- Do not operate this product with a damaged cord or plug or if the product malfunctions or is dropped or damaged in any manner.
- To reduce the risk of electrical shock, do not place or store product where it can fall or be pulled into a tub or sink while plugged in.
- Always unplug this product when not in use, before assembling or disassembling and before cleaning or servicing.
- Dispose of all packaging material properly. Some items may be packed in plastic bags. These bags could cause suffocation. Keep away from children and pets.
- Lid should never be removed while product is in operation. Do not contact moving parts.
- Use only the power adaptor and attachments supplied by the manufacturer or a certified 5V DC power source.

For fountains containing a rechargeable lithium-ion battery:

- Do not disassemble, crush, puncture, or modify the product.
- Do not expose the product to fire, excessive heat, or direct sunlight.
- Do not use or charge the product if it is damaged, wet, or excessively hot.
- Do not attempt to replace the battery.
- Failure to follow these instructions may result in fire, overheating, or injury.

#### **NOTICE**

- Do not run dry. Always maintain the water level.
- Do not unplug by pulling on the cord. To unplug, grasp the plug, not the cord.
- Do not allow electronics to contact liquids.
- Only rinse the filters with water and never use soap.

### Indoor Pet Fountains

#### **NOTICE**

- Do not use outdoors. FOR INDOOR USE ONLY.

## SAVE THESE INSTRUCTIONS

### Terms and Limitation of Liability

#### 1. Terms of Use

The use of this product is subject to your acceptance without modification of the terms, conditions and notices contained with this product. Use of this product implies acceptance of all such terms, conditions, and notices. If you do not wish to accept these terms, conditions, and notices, please return the product, unused, in its original packaging and at your own cost and risk to the relevant Customer Care location together with proof of purchase for a full refund.

#### 2. Proper Use

Proper Use includes, without limitation, reviewing the entire Product Manual and any specific safety information statements. The specific temperament or size/weight of your pet may not be suitable for this product. If you are unsure whether this product is appropriate for your pet, please consult your veterinarian or certified trainer prior to use. For products used with pets where training is desired, Radio Systems Corporation recommends that these training products are not used if your pet is aggressive and accepts no liability for determining suitability in individual cases.

#### 3. No Unlawful or Prohibited Use

This product is designed for use with pets only. This product is not intended to harm, injure or provoke. Using this product in a way that is not intended could result in violation of Federal, State or local laws.

#### 4. Limitation of Liability

In no event shall Radio Systems Corporation or any of its associated companies be liable for (i) any direct, indirect, punitive, incidental, special or consequential damage and/or (ii) any loss or damages whatsoever arising out of or connected with the use or misuse of this product. The Purchaser assumes all risks and liability from the use of this product to the fullest extent permissible by law.

#### 5. Modification of Terms and Conditions

Radio Systems Corporation reserves the right to change the terms, conditions and notices governing this product from time to time. If such changes have been notified to you prior to your use of this product, they shall be binding on you as if incorporated herein.

#### 6. Limited Warranty

This product has the benefit of a limited one-year manufacturer's warranty. Complete details of the warranty applicable to this product can be found online at <https://www.petsafe.net/support/policies-and-terms/return-and-warranty-information> and/or by contacting your local Customer Care Center at +1 (800) 732-2677, Radio Systems Corporation, 10427 PetSafe Way, Knoxville, TN 37932. Radio Systems Corporation disclaims all other express or implied warranties, including merchantability and fitness for a particular purpose.