acer

wireless headphones

MODEL: OHR727

User Manual | Gebrauchsanweisung | Manuale utente | Manuel d'utilisateur | Manual de instrucciones

WHAT'S IN THE BOX

TECH SPEC

Model: OHR727
Drive Unit: 40 mm
Battery Capacity: 800mAh/3.7V
Charging Time: 3.5H
Standby Time: Up to 800 hours
Charging Interface: USB-C, DC5V/1A
Frequency Response: 20Hz~20KHz
Wireless Range: Up to 10 meters (line of sight)

POWER ON & CONNECT

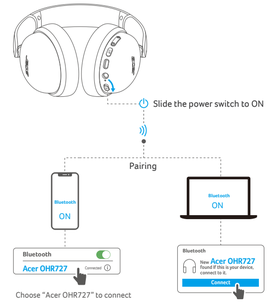

Choose "Acer OHR727" to connect

* Auto Power-Off Reminder:
If not paired within 10 minutes, the headphones will turn off automatically.
To turn them back on, slide the power switch to OFF first, then to ON.

CONTROLS

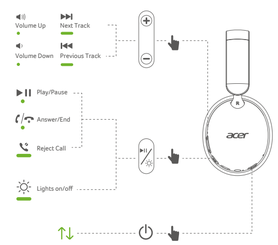

● Press x 1 — Hold (>1s)

Slide the power switch to ON or OFF

WIRED LISTENING MODE

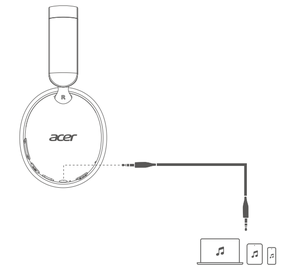

Q: Why don't the headphone buttons work when using the audio cable?
A: When connected via a 3.5mm audio cable, the sound is transmitted directly through the wire, and all Bluetooth functions (including the buttons) are disabled. This is normal by design. Please use the connected device to control volume and playback.

CHARGING

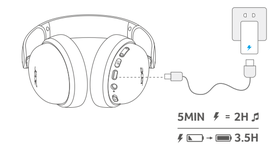

FACTORY RESET

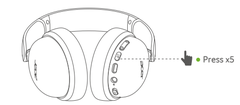

If you experience connection issues, press the multifunction button five times quickly to reset the headphones.
They will enter pairing mode automatically. Reconnect via Bluetooth.

LED BEHAVIORS

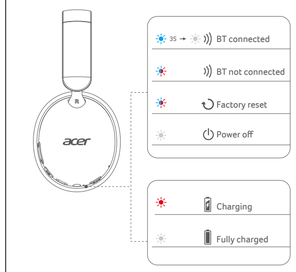

Battery Reminder:
You'll hear a low battery alert every 10 minutes (up to 3 times).
If not charged, the headphones will turn off automatically after 30 minutes.

DE

Modell: OHR727
Treiber: 40 mm
Akkukapazität: 800 mAh/3.7 V
Ladezeit: 3.5 Stunden
Standby-Zeit: Bis zu 800 Stunden
Ladeschnittstelle: USB-C, DC 5 V/1 A
Frequenzgang: 20 Hz~20 kHz
Reichweite : Bis zu 10 Meter (Sichtverbindung)

IT

Modello: OHR727
Unità di riproduzione: 40 mm
Capacità della batteria: 800 mAh/3.7 V
Tempo di ricarica: 3.5 ore
Autonomia in standby: fino a 800 ore
Interfaccia di ricarica: USB-C, 5 V CC/1 A
Risposta in frequenza: 20 Hz-20 kHz
Portata wireless : fino a 10 metri (in linea d'aria)

FR

Modèle : OHR727
Haut-parleur : 40 mm
Capacité de la batterie : 800 mAh/3.7 V
Temps de charge : 3.5 h
Autonomie en veille : jusqu'à 800 heures
Interface de charge : USB-C, 5 V CC/1 A
Réponse en fréquence : 20 Hz-20 kHz
Portée sans fil : jusqu'à 10 mètres (en ligne droite)

ES

Modelo: OHR727
Unidad de sonido: 40 mm
Capacidad de la batería: 800 mAh/3.7 V
Tiempo de carga: 3.5 h
Autonomía en espera: hasta 800 horas
Interfaz de carga: USB-C, CC 5 V/1 A
Respuesta de frecuencia: 20 Hz-20 kHz
Alcance inalámbrico de 2.4 GHz: hasta 10 metros (línea de visión)

CARE AND MAINTENANCE

EN

· Keep the headset away from heat and humidity.
· Do not put the product under sunlight direct or hot areas.High temperatures will shorten lifespan of the headset, battery and/or the internal circuit board.
· Power off the headset when not in use and before storing.
· Do not try to take the product apart.
· Do not drop or knock your headset on hard surfaces.
· Do not use chemicals or detergents to clean the product.
· Do not scrape the surface with sharp objects.

DE

· Halten Sie das Headset von Hitze und Feuchtigkeit fern.
· Setzen Sie das Produkt weder direktem Sonnenlicht noch großer Hitze aus. Hohe Temperaturen verkürzen die Lebensdauer des Headsets, des Akkus und/oder der internen Leiterplatte.
· Schalten Sie das Headset aus, wenn Sie es nicht benutzen und bevor Sie es weglegen.
· Versuchen Sie nicht, das Produkt auseinanderzunehmen.
· Lassen Sie das Headset nicht auf harte Oberflächen fallen und stoßen Sie es nicht an.
· Verwenden Sie keine Chemikalien oder Reinigungsmittel, um das Produkt zu reinigen.
· Kratzen Sie nicht mit scharfen Gegenständen an der Oberfläche.

IT

· Tenere le cuffie lontane da fonti di calore e umidità.
· Non esporre il prodotto alla luce diretta del sole né collocarlo in luoghi caldi. Le temperature elevate riducono la durata delle cuffie, della batteria e/o della scheda elettronica interna.
· Spegnere le cuffie quando non vengono utilizzate e prima di riporle.
· Non tentare di smontare il prodotto.
· Non far cadere né urtare le cuffie su superfici dure.
· Non utilizzare prodotti chimici o detergenti per pulire il prodotto.
· Non graffiare la superficie con oggetti appuntiti.

FR

· Éloignez le casque de toute source de chaleur et d'humidité.
· N'exposez pas le produit à la lumière directe du soleil ni ne le placez dans des endroits chauds. Les températures élevées réduisent la durée de vie du casque, de la batterie et/ou du circuit imprimé interne.
· Éteignez le casque lorsque vous ne l'utilisez pas et avant de le ranger.
· N'essayez pas de démonter le produit.
· Ne laissez pas tomber votre casque et ne le cognez pas contre des surfaces dures.
· N'utilisez pas de produits chimiques ou de détergents pour nettoyer le produit.
· Ne grattez pas la surface avec des objets pointus.

ES

· Mantenga los auriculares alejados del calor y la humedad.
· No exponga el producto a la luz solar directa ni a zonas calientes. Las altas temperaturas acortarán la vida útil de los auriculares, la batería y/o la placa de circuitos interna.
· Apague los auriculares cuando no los utilice y antes de guardarlos.
· No intente desmontar el producto.
· No deje caer ni golpee los auriculares contra superficies duras.
· No utilice productos químicos ni detergentes para limpiar el producto.
· No raspe la superficie con objetos afilados.

SUPPORT

EN

If you have any suggestions for the product or us, please contact our sales support at YB_headset.service@acergadget.com , with the Amazon order # and problem details, our services will reply your email promptly.
We're striving to find room to improve,
and to satisfy more customer.

DE

Sollten Sie Anregungen zu unserem Produkt oder zu uns haben, wenden Sie sich bitte unter Angabe der Amazon-Bestellnummer und einer detaillierten Beschreibung des Problems an unseren Kundenservice unter YB_headset.service@acergadget.com . Unser Team wird Ihre E-Mail umgehend beantworten.
Wir sind stets bemüht, uns weiter zu verbessern
und noch mehr Kunden zufrieden zu stellen.

IT

Se avete suggerimenti sul prodotto o su di noi, contattate il nostro servizio di assistenza commerciale all'indirizzo YB_headset.service@acergadget.com indicando il numero dell'ordine Amazon e i dettagli del problema; il nostro team vi risponderà tempestivamente via e-mail.
Ci impegniamo costantemente per migliorare i nostri servizi
e soddisfare un numero sempre maggiore di clienti.

FR

Si vous avez des suggestions concernant le produit ou notre entreprise, veuillez contacter notre service d'assistance commerciale à l'adresse YB_headset.service@acergadget.com en indiquant le numéro de commande Amazon et les détails du problème ; notre service vous répondra dans les plus brefs délais.
Nous nous efforçons de trouver des moyens de nous améliorer
et de satisfaire davantage de clients.

ES

Si tiene alguna sugerencia sobre el producto o sobre nosotros, póngase en contacto con nuestro servicio de atención al cliente en YB_headset.service@acergadget.com indicando el número de pedido de Amazon y los detalles del problema; nuestro equipo le responderá a la mayor brevedad posible.
Nos esforzamos por encontrar formas de mejorar
y por satisfacer a más clientes.

⚠ WARNING

CHOKING HAZARD - Small parts.
Not for children under 3 yrs.

⚠ WARNUNG

ERSTICKUNGSGEFAHR - Kleine Teile.
Nicht für Kinder unter 3 Jahren geeignet.

⚠ AVVERTENZA

PERICOLO DI SOFFOCAMENTO - Piccole parti.
Non adatto a bambini di età inferiore ai 3 anni.

⚠ AVERTISSEMENT

RISQUE D'ÉTOUFFEMENT - Petites pièces.
Ne convient pas aux enfants de moins de 3 ans.

⚠ ADVERTENCIA

PELIGRO DE ASFIXIA - Contiene piezas pequeñas.
No apto para niños menores de 3 años.

2.5 - 5 W

The power delivered by the charger must be between min 2.5 Watts required by the radio equipment, and max 5 Watts in order to achieve the maximum charging speed.

DE Die vom Ladegerät gelieferte Leistung muss zwischen mindestens 2,5 Watt, die das Funkgerät benötigt, und maximal 5 Watt liegen, um die maximale Ladegeschwindigkeit zu erreichen.

IT La potenza erogata dal caricatore deve essere compresa tra min 2,5 Watt richiesti dall'apparecchiatura radio, e max 5 Watt per raggiungere la velocità di ricarica massima.

FR La puissance délivrée par le chargeur doit être comprise entre 2,5 watts minimum requis par l'équipement radio et 5 watts maximum afin d'atteindre la vitesse de charge maximale.

ES La potencia que entrega el cargador debe estar entre el mínimo de 2,5 W que requiere el equipo de radio y el máximo de 5 W para lograr la máxima velocidad de carga.

AFTER-SALES POLICY
· **30-Day Free Repair or Replacement**
· **1-Year Comprehensive Warranty**
· **24/7 Online Customer Service**
We provide 24/7 online customer service to assist you anytime. Please note that message reception may be slightly delayed on weekends or holidays. Some emails may also end up in your spam folder, so if you don't receive a reply, please try sending your message again.

CE UKCA RoHS

Made in China

FCC WARNING

This device complies with part 15 of the FCC rules. Operation is subject to the following two conditions: (1) this device may not cause harmful interference, and (2) this device must accept any interference received, including interference that may cause undesired operation.

Changes or modifications not expressly approved by the party responsible for compliance could void the user's authority to operate the equipment.

NOTE: This equipment has been tested and found to comply with the limits for a Class B digital device, pursuant to part 15 of the FCC Rules. These limits are designed to provide reasonable protection against harmful interference in a residential installation. This equipment generates uses and can radiate radio frequency energy and, if not installed and used in accordance with the instructions, may cause harmful interference to radio communications. However, there is no guarantee that interference will not occur in a particular installation. If this equipment does cause harmful interference to radio or television reception, which can be determined by turning the equipment off and on, the user is encouraged to try to correct the interference by one or more of the following measures:
•Reorient or relocate the receiving antenna.
•Increase the separation between the equipment and receiver.
•Connect the equipment into an outlet on a circuit different from that to which the receiver is connected.
•Consult the dealer or an experienced radio/TV technician for help.

Radiation Exposure Statement
The device has been evaluated to meet general RF exposure requirement. The device can be used in portable exposure condition without restriction.

FCC ID: 2AXCY-OHR727

OHR727-说明书

单页尺寸: 83*120mm

材质: 128g铜版纸+双面+四色印刷+风琴折

字体: Acer Foco

* 其他不支持Acer Foco的语言: 思源黑体;
* 阿拉伯语: Adobe Arabic Regular

2026.03.23 更新恢复出厂设置方式
2026.03.31 增加四国语言
2026.04.07 增加不含充电器文案_Common charger directive (CCD)