



# LINX TPMS MODULE

Part Number: 7450126

## QUICK START GUIDE

This module enables communication between ARB LINX and the ARB TPMS sensors.

### Installation

The LINX TPMS Module should be positioned in a fairly central location in the vehicle, equidistant for all wheels. This will ensure the best performance from all TPMS tyre sensors. Under the armrest centre console is a good location. It is a central location and in most vehicles it also has 12VDC outlet which can be used to power the module.

The LINX TPMS module should be secured in place using at least one of the screw holes or using cable ties.

Test for a 12VDC circuit that turns on when the vehicle key is in the ACC or ON position. The circuit must also be off when the vehicle key is in the off position, hence not a permanent battery connection or else the module will continue to draw power from the vehicle battery when the vehicle is turned off.

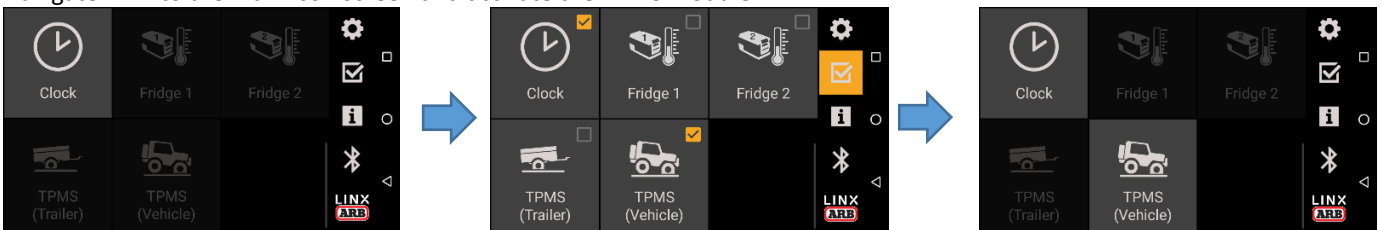
Connect the RED wire to this circuit using a suitable method such as an insulated wire tap, or a solder and tap. A 12VDC power outlet or cigarette lighter socket provides this functionality and is the ideal place to piggy back power from.

Connect the BLACK wire to the vehicle ground.

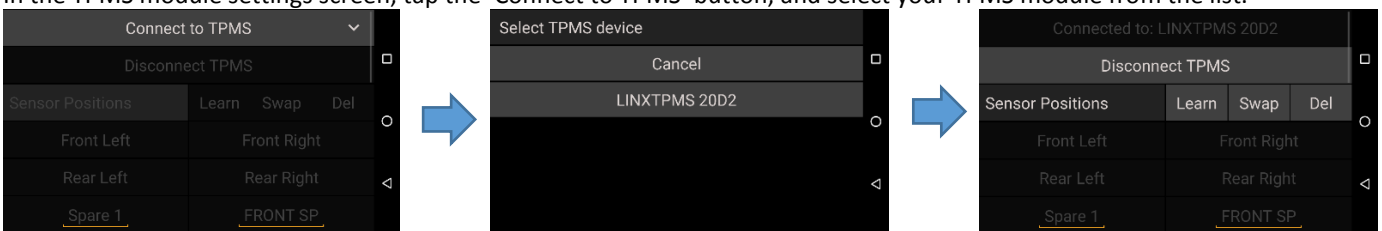
### Connection to LINX

To connect the LINX TPMS module to LINX, turn the vehicle key to the ACC position so that both the TPMS module and LINX are on.

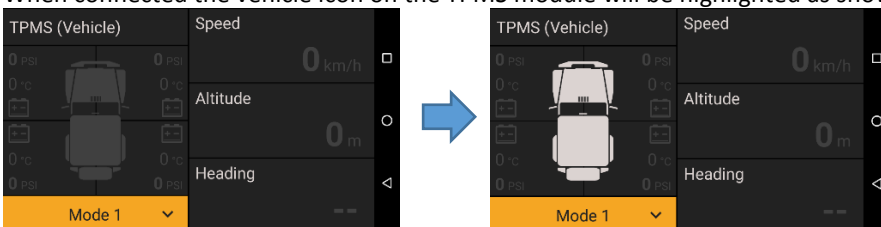
Navigate LINX to the main icon screen and activate the TPMS module.



In the TPMS module settings screen, tap the 'Connect to TPMS' button, and select your TPMS module from the list.



When connected the vehicle icon on the TPMS module will be highlighted as shown.



To learn the TPMS tyre sensors that are associated to your vehicle follow the instructions in the latest LINX Operation Guide.





# LINX TPMS MODULE

Part Number: 7450126

## **ARB PRODUCTS WARRANTY AGAINST DEFECTS**

ARB warrants the ARB Products against defects in workmanship and materials for the Warranty Period. If defective workmanship or materials become apparent in the Warranty Period, ARB will replace or repair the defective Product.

The benefits to the customer given by this warranty are in addition to other rights and remedies of the customer under a law in relation to the goods or services to which the warranty relates.

1) In this warranty:

- ARB means ARB Corporation Limited (ABN 31 006 708 756) of 42-44 Garden St, Kilsyth Victoria 3137
- ARB Outlet means an outlet which has been authorised by ARB to sell and fit ARB Products
- ARB Product means products which ARB manufactures or for which ARB is the exclusive supplier
- Product Information means the information about the relevant ARB Product which may be contained in any of: documentation provided with the ARB Product, owner's manual, operating manual, service manual or the manufacturer's manual or labels attached to the ARB Product
- Warranty Period means, in respect of an ARB Product, the period that this warranty against defects applies and which is set out in paragraph 8.

2) To be entitled to claim the warranty, the customer must:

- a) have the ARB Product fitted in accordance with the Product Information
- b) carry out normal care and maintenance of the ARB Product, including any required by the Product Information
- c) provide proof of purchase of the ARB Product
- d) make the claim in the Warranty Period.

3) The warranty will not apply in circumstances where the defect is caused by:

- a) unusual, improper or negligent use or misuse of the ARB Product
- b) incorrect fitting of the ARB Product other than at an ARB Outlet
- c) use of non-genuine ARB components in or with the ARB Product
- d) use of the ARB Product outside of the requirements of the Product Information.

4) The procedure for the customer to claim the warranty is:

- a) return the ARB Product to the nearest ARB Outlet or contact ARB to arrange a time to bring a vehicle fitted with the ARB Product to an ARB Outlet for inspection. Contact details are in paragraph 7 below if further information is required regarding local outlet details
- b) bring proof of purchase of the ARB Product to the ARB Outlet

- c) ARB will review the ARB Product and advise whether the conditions of this warranty have been met

5) Where ARB accepts a customer's warranty claim, ARB will rectify any defective workmanship or materials at its own expense.

6) Expenses incurred by the customer in claiming the warranty are to be borne by the customer.

7) This warranty is given by: ARB Corporation Limited

42-44 Garden Street Kilsyth VIC 3137, Australia. Phone: 03 9761 6622. Fax: 03 9721 9090. [www.arb.com.au](http://www.arb.com.au)

8) The period within which a defect in the ARB Products must appear if the customer is to be entitled to claim the warranty is 3 years starting on the date of purchase unless:

The ARB Product is used in Commercial Use. Commercial Use means use in industry or commerce including (without limitation) use in the mining industry or as a hire vehicle. In this case, the Warranty Period is 1 year

9) The warranty against defects contained in this document replaces any other warranty against defects or voluntary warranty given in relation to the Products.

Our goods come with guarantees that cannot be excluded under the Australian Customer Law. You are

entitled to a replacement or refund for a major failure and compensation for any other reasonably foreseeable loss or damage. You are also entitled to have the goods repaired or replaced if the goods fail to be of acceptable quality and the failure does not amount to a major failure.

## **USA - FCC Statement**

This device complies with part 15 of the FCC Rules. Operation is subject to the following two conditions: (1) this device may not cause harmful interference, and (2) this device must accept any interference received, including interference that may cause undesired operation.

This equipment has been tested and found to comply with the limits for a Class B digital device, pursuant to part 15 of the FCC Rules. These limits are designed to provide reasonable protection against harmful interference in a residential installation. This equipment generates, uses and can radiate radio frequency energy and, if not installed and used in accordance with the instructions, may cause harmful interference to radio communications. However, there is no guarantee that interference will not occur in a particular installation. If this equipment does cause harmful interference to radio or television reception, which can be determined by turning the equipment off and on, the user is encouraged to try to correct the interference by one or more of the following measures:

- Reorient or relocate the receiving antenna.
- Increase the separation between the equipment and receiver.
- Connect the equipment into an outlet on a circuit different from that to which the receiver is connected.
- Consult the dealer or an experienced radio/TV technician for help.

### **FCC Cautions**

Changes or modifications made to this device that are not expressly approved by ARB Corporation Ltd may void the user's authority to operate the equipment.

This device must not be co-located or operated in conjunction with any other antenna or transmitter.

### **FCC Radiation Exposure Statement**

This equipment complies with FCC radiation exposure limits set forth for an uncontrolled environment. This equipment should be installed and operated with minimum distance of 20 cm between the radiator and your body.