

Douk Audio & One Little Bear

— RGB LED Analog VU Meter —


User Manual

Model: VU22

Introduction

VU22 is a multi-functional VU meter, with stereo RCA/3.5mm AUX line inputs and microphone pick-up, work well with most audio devices. Customized colorful RGB VU meter, the color and backlight brightness can be adjusted freely. 100K high-impedance input circuit, ensures clean sound without any audio rendering when using line inputs. Support gain adjustment, even can set the swing range of pointer. All metal case with CNC machined panel, solid stepless adjustment knob, all I/O interfaces are gold-plated, ensures the smooth transmission of the original audio signal and minimizes the loss.

How to Use

1. Connect USB power cable to the USB type-c interface of VU22 and turn it on.
 2. Connect the output of audio source to the "IN" port (RCA or 3.5mm Jack) on the back panel of the VU22 via high-quality audio cable. Connect the input of amplifier or other equipments to the "OUT" port (RCA or 3.5mm Jack) on the back panel of VU22.
 3. Switch the audio source selector on the back of VU22 to correct position according to the input you want.
-  Press Mode Knob to select 3 modes. Single click it to the "GAIN" mode

and then rotate the knob to adjust it until the VU meter pointer in the most suitable position. (When adjusting in "GAIN" mode, there will be red backlight from the left VU meter, the pointer will indicate the current GAIN range, and the mode will auto exit in 2 seconds.)

5. If you want to switch the color and brightness level of backlight, please click the Mode Knob to "COLOR" or "LIGHT" mode, and then rotate the knob to adjust them.
6. In any mode, long press Mode Knob for 3 seconds and all LED (color / gain / light) will be turned off, then you can turn on or off the flowing water light mode.
7. In flowing water light mode, the changing speed of flowing water light also can be adjusted in COLOR mode. And the functions in GAIN and LIGHT mode will not be changed.

FAQ

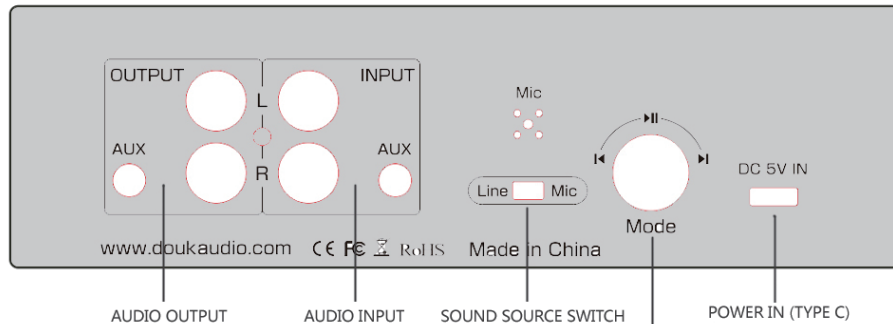
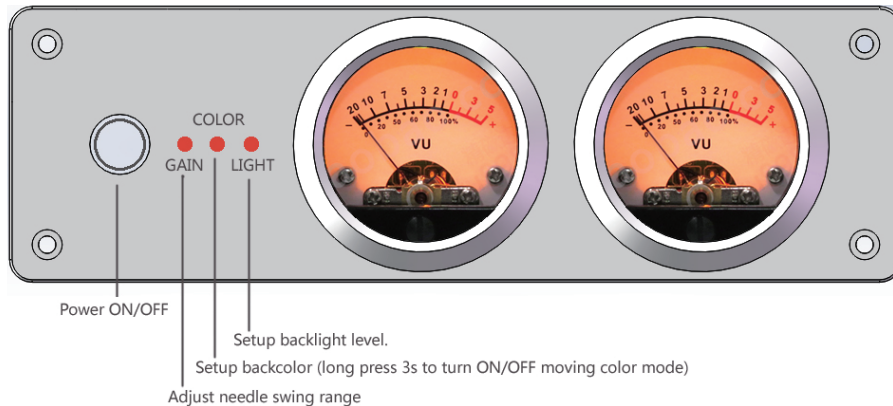
Q: Why is there noise when the sound passes through VU22 preamp?

- A: 1. Poor-quality USB power adapter with large ripple and big interference, noise will be easily caused. Please change a better USB power supply to have a try again.
2. VU22 needs to be powered by an independent USB power supply, don't share a USB power supply with audio source, otherwise common ground noise will be caused.

Q: The rear 3.5mm input is independent of the RCA input, can it be switched?

A: Not supported. Stereo RCA and 3.5mm AUX input are in parallel, two inputs and outputs will work simultaneously, so please don't connect RCA and 3.5mm AUX input at the same time to avoid mixing.

Front and Rear Panel



Multi-function knob

- 1,Click:enter each setup mode:LIGHT,COLOR,GAIN
- 2,Rotate:adjust each mode parameter.
- 3,Long Press 3s: turn on/off moving color mode for the backlight

Parameters

- Audio input: stereo RCA / 3.5mm AUX / Microphone
- Audio output: stereo RCA / 3.5mm AUX
- Input impedance: 100K
- Input voltage: 0.1-2Vrms
- Frequency response: 5Hz-20KHz
- Brightness color: switchable
- Brightness level: adjustable
- Gain adjustment: support
- Working voltage: DC 5V ($\geq 1A$)
- Power interface: USB (type-C)
- Setup save: support
- VU meter diameter: 45mm
- Dimensions(W*D*H): 177*115*59mm / 6.97*4.53*2.32in
- Net weight: 661g / 1.46lb
- Package weight: 900g / 1.98lb

Packing List

- 1*VU22 VU Meter
- 4*Rubber Feet
- 1*USB Cable (No power adapter)
- 1*User Manual

Contact Information

Address: Room 1329, Wang Cheng Building, Long Guan street, Long Hua new District, Shenzhen, Guang Dong, China

Contact: LIU CHENXI

Tel: +86-18570015672

Official website: www.doukaudio.com

Email: nobsound@doukaudio.com