

Installation Guide

25GBase SFP28 LC Transceiver



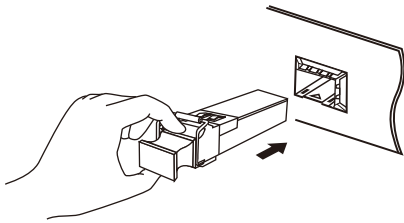
For technical support, replacement services, user guides, and more, please visit <https://support.omadanetworks.com/>, or simply scan the QR code.

©2025 TP-Link 7100001533 REV1.2.0

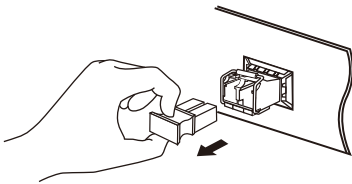
Note: The transceiver may be incompatible with other vendors' devices. We recommend that you use only Omada transceivers on your Omada devices.

Install the Transceiver

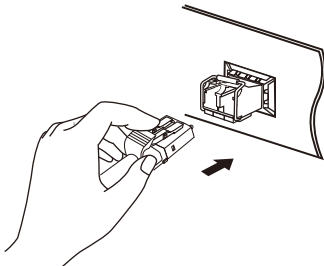
1. Wear an ESD-preventive wrist or ankle strap to prevent ESD damage to the transceiver.
2. Insert the transceiver into the slot and firmly press it into place.



3. Remove the protective dust plug from the transceiver.

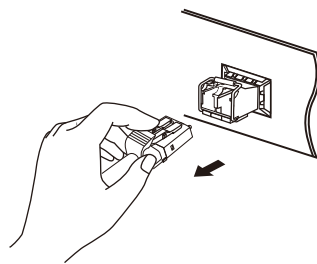


4. Plug fiber-optic cables into the transceiver. Note that the transceiver works without any additional configuration.

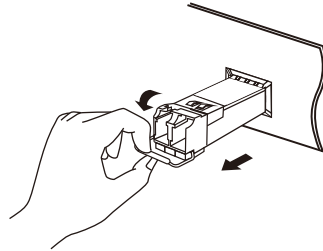


Remove the Transceiver

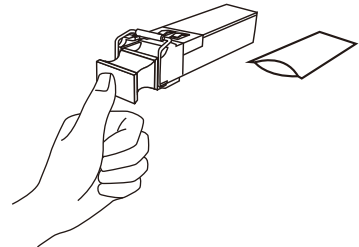
1. Wear an ESD-preventive wrist or ankle strap to prevent ESD damage to the transceiver.
2. Disconnect the network fiber-optic cables from the transceiver.



3. Pull the safety latch downwards to release the transceiver, and then pull it out from the slot.



4. Reinstall the protective dust plug in the transceiver's optical bores and place it on antistatic mat or a static shielding bag.



Note:

1. Do not touch the output pins on the transceiver with your hand.
2. Always keep the protective dust plug on the transceiver's optical bores until you are ready to make a connection.

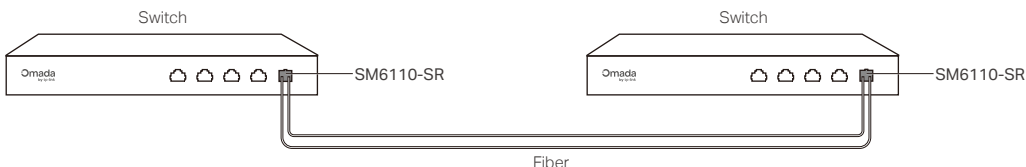
Caution:

DO NOT point or stare directly into the beam or into the optical port of the transceiver when it is operating, as this can injure your eyesight.

Connection

Only use the same transceiver model between switches for fast and reliable connectivity.

For simplicity, we will take SM6110-SR as an example.



Note: This transceiver supports auto-configuration. When plugged into a switch port of 25Gbps, the module works at the speed of 25Gbps; for a switch port of 10Gbps, it automatically changes the speed to 10Gbps.

Specifications

Model	SM6110-SR
Wave Length	850 nm
Standards and Protocols	IEEE 802.3ae IEEE 802.3by SFF-8402 SFF-8431 SFF-8432 SFF-8472 eCPRI, CPRI TCP/IP
Cable	MMF 50/125 um
Max. Cable Length	70 m (OM3) @25.78Gbps 100 m (OM4) @25.78Gbps 300 m (OM3) @10.31Gbps
Data Rate	10.31 Gbps/25.78 Gbps
Port Type	LC Duplex
Power Support	3.3 V
Safety & Emission	FCC, CE, RoHS
DDM	Yes
SFP28 MSA	Yes
Hot Swappable	Yes
Laser Class	Class 1
Max. Laser Output Power	1.74 mW (2.4 dBm)
Operating Temperature	0°C to 70°C (32°F to 158°F)
Storage Temperature	-40°C to 85°C (-40°F to 185°F)
Operating Humidity	5% to 85% RH Non-condensing
Storage Humidity	5% to 90% RH Non-condensing

Model	SM6110-LR
Wave Length	1310 nm
Standards and Protocols	IEEE 802.3ae IEEE 802.3cc SFF-8402 SFF-8431 SFF-8432 SFF-8472 eCPRI, CPRI TCP/IP
Cable	SMF 9/125 um
Max. Cable Length	10 km
Data Rate	10.31 Gbps/25.78 Gbps
Port Type	LC Duplex
Power Support	3.3 V
Safety & Emission	FCC, CE, RoHS
DDM	Yes
SFP28 MSA	Yes
Hot Swappable	Yes
Laser Class	Class 1
Max. Laser Output Power	1.66 mW (2.2 dBm)
Operating Temperature	0°C to 70°C (32°F to 158°F)
Storage Temperature	-40°C to 85°C (-40°F to 185°F)
Operating Humidity	5% to 85% RH Non-condensing
Storage Humidity	5% to 90% RH Non-condensing

環境和物理規格

運作溫度	0°C - 70°C (32°F - 158°F)
存放溫度	-40°C - 85°C (-40°F - 185°F)
運作濕度	5% - 85% RH 無凝結
存放濕度	5% - 90% RH 無凝結

環境和物理規格

運作溫度	0°C - 70°C (32°F - 158°F)
存放溫度	-40°C - 85°C (-40°F - 185°F)
運作濕度	5% - 85% RH 無凝結
存放濕度	5% - 90% RH 無凝結

Safety Information

- Keep the device away from water, fire, humidity or hot environments.
- Do not attempt to disassemble, repair, or modify the device. If you need service, please contact us.
- Avoid using this product during an electrical storm. There may be a remote risk of electric shock from lightning.
- Do not point or stare directly into the beam or into the optical port of the transceiver when it is operating, as this can injure your eyesight.
- Caution – Use of controls or adjustments or performance of procedures other than those specified herein may result in hazardous radiation

EU declaration of conformity

TP-Link hereby declares that the transceiver is in compliance with the essential requirements and other relevant provisions of directives 2014/30/EU, 2014/35/EU, 2011/65/EU and (EU)2015/863.

The original EU declaration of conformity may be found at <https://www.tp-link.com/en/support/ce/>

UK declaration of conformity

TP-Link hereby declares that the transceiver is in compliance with the essential requirements and other relevant provisions of the Electromagnetic Compatibility Regulations 2016 and Electrical Equipment (Safety) Regulations 2016.

The original UK Declaration of Conformity may be found at <https://www.tp-link.com/support/ukca/>

FCC FCC compliance information statement

Product Name: Omada 25GBase-SR SFP28 LC Transceiver/Omada 25GBase-LR SFP28 LC Transceiver
Model Number: SM6110-SR/SM6110-LR
Responsible party: TP-Link Systems Inc.
Address: 10 Mauchly, Irvine, CA 92618
Website: <https://www.tp-link.com/us/>
Tel: +1 626 333 0234
Fax: +1 909 527 6804
E-mail: sales.usa@tp-link.com

This equipment has been tested and found to comply with the limits for a Class A digital device, pursuant to part 15 of the FCC Rules. These limits are designed to provide reasonable protection against harmful interference when the equipment is operated in a commercial environment. This equipment generates, uses, and can radiate radio frequency energy and, if not installed and used in accordance with the instruction manual, may cause harmful interference to radio communications. Operation of this equipment in a residential area is likely to cause harmful interference in which case the user will be required to correct the interference at his own expense.

This device complies with part 15 of the FCC Rules. Operation is subject to the following two conditions:
1) This device may not cause harmful interference.
2) This device must accept any interference received, including interference that may cause undesired operation.

Any changes or modifications not expressly approved by the party responsible for compliance could void the user's authority to operate the equipment.

We, TP-Link Systems Inc., has determined that the equipment shown as above has been shown to comply with the applicable technical standards, FCC part 15. There is no unauthorized change is made in the equipment and the equipment is properly maintained and operated.

Issue Date: 2025/06/03

Industry Canada Statement

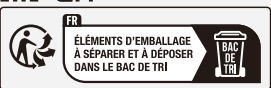
CAN ICES-003 (A)/NMB-003(A)

CE Mark Warning

This is a class A product. In a domestic environment, this product may cause radio interference, in which case the user may be required to take adequate measures.



Продукт сертифіковано згідно з правилами системи УкрСЕПРО на відповідність вимогам нормативних документів та вимогам, що передбачені чинними законодавчими актами України.



Explanation of the symbols on the product label

產品標籤上符號的解釋

Note: The product label can be found at the bottom of the product. Symbols may vary from products.

注意：產品標籤可在產品底部找到。符號可能因產品而異。

Symbol 符號	Explanation 說明
	Class II equipment 二級設備
	Class II equipment with functional earthing 具有接地功能的二級設備
	Alternating current 交流電
	Direct current DC 電壓
	Polarity of DC power connector 輸出端點的極性
	For indoor use only 僅供室內使用
	Dangerous voltage 危險電壓
	Caution, risk of electric shock 請注意，有觸電的危險
	Energy efficiency marking 能源效率標誌
	Protective earthing 保護接地
	Earth 接地
	Frame or chassis 框架或外殼
	Functional earthing 功能接地
	Caution, hot surface 請注意，表面過熱
	Caution 警告
	Operator's manual 操作手冊
	Stand-by 待機
	"ON"/"OFF" (push-push) “開啟”/“關閉” (按壓式)
	Fuse 保險絲
	Fuse is used in neutral N 保險絲用於中性線 N
	RECYCLING 回收 This product bears the selective sorting symbol for Waste electrical and electronic equipment (WEEE). This means that this product must be handled pursuant to European directive 2012/19/EU in order to be recycled or dismantled to minimize its impact on the environment. Users have the choice to give their product to a competent recycling organization or to the retailer when they buy new electrical or electronic equipment. 這個產品帶有歐盟指令 2012/19/EU 中關於廢棄電氣電子設備 (WEEE) 的選擇性分類標誌。這意味著，該產品必須按照該指令處理，以便進行回收或拆解，從而最大限度地減少對環境的影響。 用戶可以選擇將產品交給有資格的回收機構，或在購買新的電器或電子設備時將其交給零售商進行回收。
	Caution, avoid listening at high volume levels for long periods 請小心，避免長時間以高音量收聽。
	Disconnection, all power plugs 斷線，所有電源插頭
	Switch of mini-gap construction 迷你間隙結構開關
	Switch of micro-gap construction (for US version) Switch of micro-gap / micro-disconnection construction (for other versions except US) 小間隙結構開關 (US 版本) 小間隙 / 小斷開結構的開關 (非 US 版)
	Switch without contact gap (Semiconductor switching device) 無接觸間隙的開關 (半導體開關設備)