



Single-speed Red Book error-correcting CD Player,
& Ultra-High sampling rate converter

CDT-8
USER'S MANUAL

FCC Notice - Declaration of Conformity Information

This equipment has been tested and found to comply with the limits for a Class B digital device, pursuant to part 15 of the FCC Rules. These limits are designed to provide reasonable protection against harmful interference in a residential installation. This equipment uses and can radiate radio frequency energy and, if not installed and used in accordance with the instructions, may cause harmful interference to radio communications.

However, there is no guarantee that interference will not occur in a particular installation. If this equipment does cause harmful interference to radio or television reception, which can be determined by turning the equipment off and on, the user is encouraged to try to correct the interference by one or more of the following measures:

- Reorient or relocate the receiving antenna.
- Increase the separation between the equipment and receiver.
- Connect the equipment into an outlet on a circuit different from that to which the receiver is connected.
- Consult the dealer or an experienced radio/TV technician for help.

WARNING: Only peripherals complying with the FCC class B limits may be attached to this equipment.

Changes or modifications made to this equipment, not expressly approved by us or parties authorized by us could void the user's authority to operate the equipment. This device complies with part 15 of the FCC Rules. Operation is subject to the following two conditions: (1) This device may not cause harmful interference, and (2) this device must accept any interference received, including interference that may cause undesired operation.

EU Declaration of Conformity

CE Hereby, NuPrime Audio, Inc. declares that this device is in compliance with the essential requirements and other relevant provisions of Directive 2004/108/EC.

The manufacturer of this product is NuPrime Audio, Inc., 1712 Pioneer Ave. Ste 1817, Cheyenne, Wyoming 82001, USA.

The Authorized Representative for EMC and product safety is NuPrime Audio, Inc., 1712 Pioneer Ave. Ste 1817, Cheyenne, Wyoming 82001, USA.

For any service or guarantee matters please refer to the addresses given in separate service or guarantee documents.

For customers in Europe

Disposal of Old Electrical & Electronic Equipment (Applicable in the European Union and other European countries with separate collection systems)



This symbol on the product or on its packaging indicates that this product shall not be treated as household waste. Instead it shall be handed over to the applicable collection point for the recycling of electrical and electronic equipment. By ensuring this product is disposed of correctly, you will help prevent potential negative consequences for the environment and human health, which could otherwise be caused by inappropriate waste handling of this product. The recycling of materials will help to conserve natural resources. For more detailed information about recycling of this product, please contact your local Civic Office, your household waste disposal service or the shop where you purchased the product.

SAFETY INSTRUCTIONS

There are two categories of Safety Instructions included in this manual:

- Product Warnings, (i.e., what must never be done to assure avoiding those hazards that could cause bodily injury or property damage); and
- User Directions (i.e., what must always be done to assure the safe use of your device).

The Safety Instructions contained in this manual have been categorized in accordance with the seriousness of the potential hazards through the use of Signal Words. Those Signal Words, and their intended meanings, are as follows:

DANGER: Indicates that a failure to observe the Safety Instructions could result in death or catastrophic bodily injury.

WARNING: Indicates that a failure to observe the Safety Instructions could result in serious bodily injury.

CAUTION: Indicates that a failure to observe the Safety Instructions could result in minor bodily injury or property damage.

NOTE: Designates important information that relates to activities and/or conditions that might result in loss of data and/or damage to your device.

Safe Use and Operation of Your Device

This equipment emits stray RF energy and will interfere with the reception of signals by airborne electronic navigational devices or medical devices. Do not operate this equipment near any sensitive medical devices.

WARNING: Use only grounded AC power cords.

Always immediately disconnect the power to the equipment in the event the device emits an unusual odor or sound or generates smoke.

WARNING: Never attempt to disassemble, repair or make any modification to your device. Disassembly, modification or any attempt at repair could cause bodily injury or property damage, as well as damage to the device itself.

WARNING: Your device is not a toy. Never allow children to play with your device. Misuse, rough or improper handling of your device by children could result in serious bodily injury for any of the enumerated safety warnings in this manual. In addition, always keep all accessories and components out of the reach of small children as small parts might present a choking hazard. Seek immediate medical attention if choking occurs or if any small part has been swallowed.

CAUTION: Never raise the sound volume level too high when using your device with earphones. An excessive sound volume level could cause damage to your hearing.

WARNING: To reduce the risk of fire or electric shock, do not expose the unit to moisture or water.

Do not allow foreign objects to get into the enclosure. If the unit is exposed to moisture, or a foreign object gets into the enclosure, immediately disconnect the power cord from the wall. Take the unit to a qualified service person for inspection and necessary repairs.

Read all the instructions before connecting or operating the component.

Keep this manual so you can refer to these safety instructions.

Heed all warnings and safety information in these instructions and on the product itself. Follow all operating instructions.

Do not use this unit near water.

You must allow a minimum 10 cm or 4 inches of unobstructed clearance around the unit. Do not place the unit on a bed, sofa, rug, or similar surface that could block the ventilation openings. If the unit is placed in a bookcase or cabinet, there must be ventilation of the cabinet to allow proper cooling. Keep the component away from radiators, heat registers, stoves, or any other appliance that produces heat.

The unit must be connected to a power supply only of the type and voltage specified on the rear panel. Connect the component to the power outlet only with the supplied power supply cable or an exact equivalent. Do not modify the supplied cable.

Do not route the power cord where it will be crushed, pinched, bent, exposed to heat, or damaged in any way. Pay particular attention to the power cord at the plug and where the cord exits the back of the unit.

The power cord should be unplugged from the wall outlet during a lightning storm or if the unit is to be left unused for a long period of time.

Immediately stop using the component and have it inspected and/or serviced by a qualified service agency if:

- The power supply cord or plug has been damaged.
- Objects have fallen or liquid has been spilled into the unit.
- The unit has been exposed to rain.
- The unit shows signs of improper operation.

The unit has been dropped or damaged in any way

Introduction

NuPrime CDT-8 Pro is a highly accurate professional CD player with powerful DSP-based decoder that provides all Red Book error-correction capabilities with master-clock control of the entire decoding system, thus lowering jitter significantly. The transport's single speed minimizes vibration and unbalanced discs. A selectable sampling rate converter (SRC) up samples the CD format to higher sampling rate with ultra-low jitter and distortion.

Features

Highly Accurate CD Playback And Digital Outputs

- A powerful ARM chip LPC2103F CD reads, writes and controls error correction
- Philips SAA7824HL high-end laser reads/writes head control and decodes chips
- Supports CD-DA CD-R, CD-RW
- Algorithm reduces digital interference resulting in extremely low jitter
- Coaxial output with a dedicated isolation transformer
- Low jitter I2S output for professional use

Sampling Rate Converter

- The sampling rate of CD playback can be up sampled to PCM and DSD, from 44.1kHz to 768kHz or DoP256
- The conversion is achieved by up-sampling to mega hertz before down converting to the targeted sampling rate with ultra-low jitter and distortion

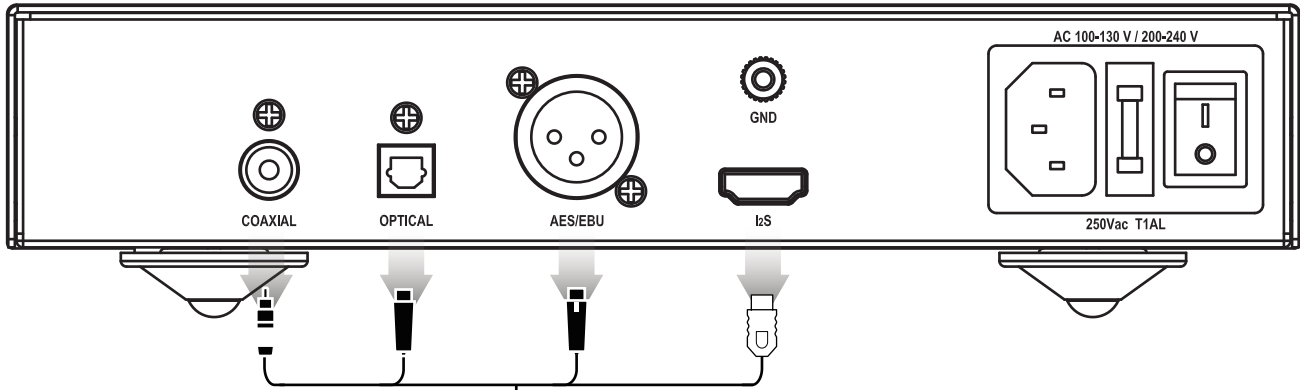
Power and Mechanical

- Custom R-type professional transformer with shielding
- Low power consumption in Standby Mode
- NuPrime vibration-free isolation feet
- High quality aluminium remote control
- Available in black or silver anodized aluminium finish

Specifications

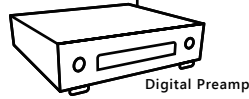
- Optical Sampling Rates Converter (SRC): 44.1KHz, 48KHz, 88.2KHz, 96KHz, 176.4KHz, 192KHz, DoP64
- Coaxial Sampling Rates Converter (SRC): 44.1KHz, 48KHz, 88.2KHz, 96KHz, 176.4KHz, 192KHz, 352.8KHz, 384KHz, 705KHz, 768KHz, DoP64, DoP128, DoP256
- HDMI I2S Sampling Rates Converter (SRC): 44.1KHz, 48KHz, 88.2KHz, 96KHz, 176.4KHz, 192KHz, 352.8KHz, 384KHz, 705KHz, 768KHz, DoP64, DoP128, DoP256
- AES / EBU Sampling Rates Converter (SRC): 44.1KHz, 48KHz, 88.2KHz, 96KHz, 176.4KHz, 192KHz, 352.8KHz, 384KHz, 705KHz, 768KHz, DoP64, DoP128, DoP256
- Bit Resolution: 24-bits
- Dimensions: 235 mm W x 281 mm D x 55 mm H (including feet)
- Weight: 2.1Kg
- Worldwide AC voltage: 100VAC~240VAC Adapter

Rear Panel View:



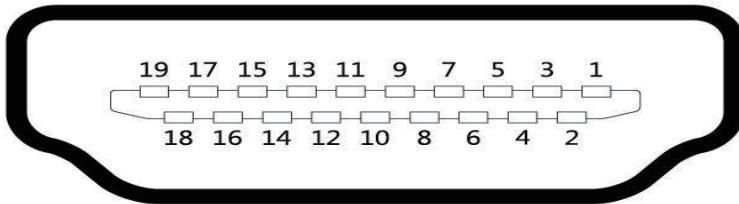
Outputs:

1. Coaxial Output
2. Optical Output



3. AES / EBU Balance Output
4. HDMI I2S Output

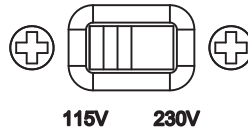
I2S PIN Define:



PIN 1: I2S_DATA-
 PIN 2: GND
 PIN 3: I2S_DATA+
 PIN 4: I2S_BCK+
 PIN 5: GND
 PIN 6: I2S_BCK-
 PIN 7: I2S_LRCK-
 PIN 8: GND
 PIN 9: I2S_LRCK+


PIN 10: I2S_MCK+
 PIN 11: GND
 PIN 12: I2S_MCK-
 PIN 13: NC
 PIN 14: DSD ON
 PIN 15: NC
 PIN 16: NC
 PIN 17: GND
 PIN 18: NC
 PIN 19: NC

AC Inlet Voltage Selector:




Make sure that the AC Voltage selector switch at the bottom of the unit is switched to the appropriate voltage for your country. All CDT-8 are shipped with the switch set to 230V AC in order to prevent accidental damage.

Remote Control:

 : Power ON / OFF

DIS : Display information

RPT : Repeat & shuffle CD playlist

 : Opening / Closing CD tray

 : Stop CD playback

 : Play / Pause CD playback

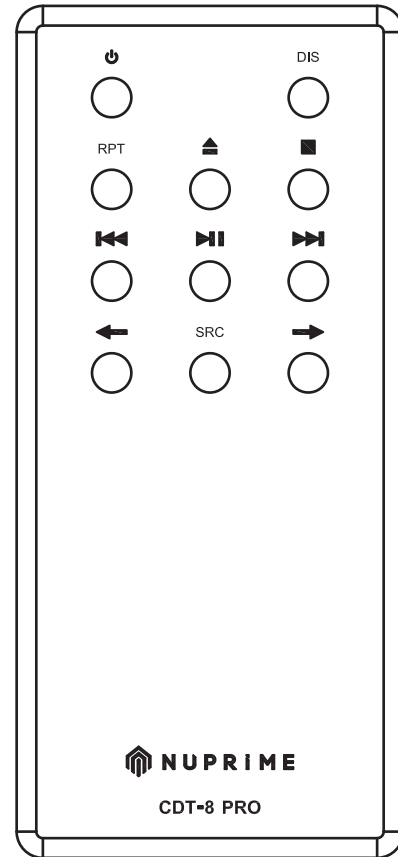
 : Previous track / Search backward

 : Next track / Search forward

SRC : SRC Menu / Setting

 : SRC selection Previous

 : SRC selection Next




Battery Replacement:

To change the battery, please remove the 4 screws and the bottom cover to reveal the battery casing.



Start Up

Press power button on the front panel or power button on remote control to turn on CDT-8 Pro.




Note: During DISC loading, all function is disabled until DISC status is ready.

CD PLAYER:



The full album information is displayed once the DISC is successfully loaded.




1. Playback Mode

2. Total tracks of the album

3. Total time of the album


1. Playback Mode: Display current playback mode. Repeat One, Repeat All, Shuffle All, Shuffle Repeat, & no repeat or shuffle.
2. Total tracks of the album: Display how many tracks are content in the album. Up to 99 tracks can be displayed.
3. Total time of the album: Display the combine play time of all tracks in the album. Up to 99 hours and 99 minutes can be displayed.

If no DISC is placed or incorrect format is being loaded, No DISC is displayed.




CD Function: Eject

To load DISC, please press OPEN/CLOSE button on the front panel or  on remote control to Eject the CD tray.




Once the tray is out, place CD DISC onto the tray and press again for closing.



After closing, DISC is loaded and status is displayed.


CD Function: Play / Pause

Once the DISC status is successfully loaded, press PLAY/PAUSE button  on the front panel or remote control to begin playback.



If no Playback Mode is selected, playback begins from track 1 of the album.

During playback, press PLAY/PAUSE button again to pause playback. In pause mode, a flashing PAUSE is displayed.




To resume, press PLAY/PAUSE button again.

CD Function: Previous/Search Backward & Next track/Search Forward

Briefly press Previous & Next buttons **⏮** & **⏭** to skip to previous track or next track during playback.

If playback is still in the first 3 sec, pressing Previous button will skip to previous track. If playback is more than 3 sec in, Pressing Previous button will repeat current track from the beginning.


While in CD status menu, briefly press Previous & Next buttons to select desire track. Once the desire track is selected, press PLAY button **▶** to begin playback.




Press and hold **⏮** & **⏭** during playback to fast rewind backward or forward the current playing track. Release to resume playback.

CD Function: Stop

You can stop playback any time by pressing the STOP button **■** on the front panel or remote control to stop playback.




Once playback is stop, CD status menu is displayed.




CD Function: Playback Mode

You can press RPT button on the remote control to toggle between the playback modes, REPEAT ONE, REPEAT ALL, SHUFFLE ALL, SHUFFLE REP, and REF SHU OFF.


When REPEAT ONE is selected, only the current track will be played repeatedly. During REPEAT ONE mode, both Previous / Next will repeat the current playing track from beginning.




Playback mode display changes to RT (Repeat Track).




When REPEAT ALL is selected, all tracks in the album will be repeated in numerical order.




Playback mode display changes to RA (Repeat All).




When SHUFFLE ALL is selected, all tracks in the album will be play once in random order. When SHUFFLE ALL is selected, a random track is immediately selected and played.




Playback mode display changes to SA (Shuffle All).



When SHUFFLE REPEAT is selected, all tracks in the album will be repeated in random order.



Playback mode display changes to SR (Shuffle Repeat).




Function: Display

You can at any time press DIS on the remote control to display information regarding the current status.

DIS function will display the following information.

CD status > Current Volume Level > SRC setting sample rate.





Function: SRC

SRC allows you to up-sampling or down-sampling your sampling rate to your desire value.

To set SRC, press SRC on the remote control to bring up the SRC menu, and using ← & → on the remote control to toggle through all the values. Once a desired value is selected, press SRC button again to set.

Please note that once SRC menu is active, all other function is disable until SRC is set.





NuPrime's Limited Warranty and Limitation of Liabilities

ADDITIONAL RIGHTS

FOR CONSUMERS, WHO ARE COVERED BY CONSUMER PROTECTION LAWS OR REGULATIONS IN THEIR COUNTRY OF PURCHASE OR, IF DIFFERENT, THEIR COUNTRY OF RESIDENCE, THE BENEFITS CONFERRED BY THIS WARRANTY ARE IN ADDITION TO ALL RIGHTS AND REMEDIES CONVEYED BY SUCH CONSUMER PROTECTION LAWS AND REGULATIONS. THIS WARRANTY DOES NOT EXCLUDE, LIMIT OR SUSPEND ANY RIGHTS OF CONSUMERS ARISING OUT OF NONCONFORMITY WITH A SALES CONTRACT. SOME COUNTRIES, STATES AND PROVINCES DO NOT ALLOW THE EXCLUSION OR LIMITATION OF INCIDENTAL OR CONSEQUENTIAL DAMAGES OR ALLOW LIMITATIONS ON HOW LONG AN IMPLIED WARRANTY OR CONDITION MAY LAST, SO THE LIMITATIONS OR EXCLUSIONS DESCRIBED BELOW MAY NOT APPLY TO YOU. THIS WARRANTY GIVES YOU SPECIFIC LEGAL RIGHTS, AND YOU MAY ALSO HAVE OTHER RIGHTS THAT VARY BY COUNTRY, STATE OR PROVINCE. THIS LIMITED WARRANTY IS GOVERNED BY AND CONSTRUED UNDER THE LAWS OF THE COUNTRY IN WHICH THE PRODUCT PURCHASE TOOK PLACE.

LIMITED WARRANTY

For a period of ONE (1) YEAR from the date of retail purchase by the original end-user purchaser ("Warranty Period"), NuPrime warrants (in) this product against defects in materials and workmanship, and (ii) that each Product, unmodified and under normal use and conditions, will substantially comply with NuPrime' applicable written technical documentation for the Product. NuPrime reserves the right to make substitutions and modifications from time to time in the specifications of Products sold by NuPrime, provided that such substitutions or modifications do not materially affect overall Product performance.

If a hardware defect exists and a valid claim is received within the Warranty Period, at its option and to the extent permitted by law, NuPrime will (1) repair the hardware defect at no charge, using new or refurbished replacement parts, (2) exchange the product with a product that is new or which has been manufactured from new or serviceable used parts and is at least functionally equivalent to the original product, or (3) refund the purchase price of the product. NuPrime may request that you replace defective parts with user-installable new or refurbished parts that NuPrime provides in fulfillment of its warranty

obligation. A replacement product/part assumes the remaining warranty of the original product or ninety (90) days from the date of replacement or repair, whichever provides longer coverage for you. When a product or part is exchanged, any replacement item becomes your property and the replaced item becomes NuPrime's property. When a refund is given, your product becomes NuPrime's property.

OBTAINING WARRANTY SERVICE

If you purchased the product in the U.S., deliver the product, at your expense, to any NuPrime Service Center located in the U.S. If you purchased the product outside of the U.S., deliver the product to any NuPrime Authorized Importer in the country where you purchased the product. Be aware, however, that not all countries have NuPrime Authorized Service Providers ('NASP') and not all Authorized Service Providers outside the country of purchase have all parts or replacement units for the product. If the product cannot be repaired or replaced in the country it is in, it may need to be sent to a different country or returned to the country of purchase at your expense for repair or replacement. If you seek service in a country that is not the country of original purchase, you will comply with all applicable import and export laws and regulations and be responsible for all custom duties, V.A.T. and other associated taxes and charges. Where international service is available, NuPrime may repair or exchange defective products and parts with comparable products and parts that comply with local standards.

You can always deliver the product to NuPrime's U.S. main service center for obtaining warranty service, however, you may have to pay for return shipping cost.

NuPrime may send you user-installable new or refurbished replacement product or parts to enable you to service or exchange your own product ("DIY Service"). Upon receipt of the replacement product or part, the original product or part becomes the property of NuPrime and you agree to follow instructions, including, if required, arranging the return of original product or part to NuPrime in a timely manner.

When providing DIY Service requiring the return of the original product or part, NuPrime may require a credit card authorization as security for the retail price of the replacement product or part and applicable shipping costs. If you follow instructions, NuPrime will cancel the credit card authorization, so you will not be charged for the product or part and shipping costs. If you fail to return the replaced product or part as instructed or the replaced product or part is not eligible for warranty service, NuPrime will charge the credit card for the authorized amount.

EXCLUSIONS AND LIMITATIONS

This Limited Warranty applies only to hardware products manufactured by or for NuPrime that can be identified by the "NuPrime" trademark, trade name, or logo affixed to them. The Limited Warranty does not apply to any non-NuPrime hardware products or any accessories, even if packaged or sold with NuPrime hardware. Non-NuPrime manufacturers, suppliers, may provide their own warranties. Other accessories distributed by NuPrime under the NuPrime brand name are not covered under this Limited Warranty. This warranty does not apply: (a) to damage caused by accident, abuse, misuse, misapplication, liquid contact, fire, earthquake, non-NuPrime products, or other external causes; (b) to damage caused by service performed by anyone who is not a NASP; (c) to a product or a part that has been modified without the written permission of NuPrime; (d) to consumable parts, such as batteries, or protective coatings designed to diminish over time unless failure has occurred due to a defect in materials or workmanship; (e) to cosmetic damage, including but not limited to scratches, dents, and broken plastic on ports; (f) to defects caused by normal wear and tear or otherwise due to the normal aging of the product; or (g) if any NuPrime serial number has been removed or defaced.

Important: Do not open the hardware product. Opening the hardware product may cause damage that is not covered by this warranty. Only NuPrime or a NASP should perform service on this hardware product.

THIS WARRANTY AND REMEDIES SET FORTH ABOVE ARE EXCLUSIVE AND IN LIEU OF ALL OTHER WARRANTIES, REMEDIES AND CONDITIONS, WHETHER ORAL OR WRITTEN, EXPRESS OR IMPLIED. NUPRIME SPECIFICALLY DISCLAIMS ANY AND ALL IMPLIED WARRANTIES, INCLUDING, WITHOUT LIMITATION, WARRANTIES OF MERCHANTABILITY AND FITNESS FOR A PARTICULAR PURPOSE. IF NUPRIME CANNOT LAWFULLY DISCLAIM IMPLIED WARRANTIES UNDER THIS LIMITED WARRANTY, ALL SUCH WARRANTIES, INCLUDING WARRANTIES OF MERCHANTABILITY AND FITNESS FOR A PARTICULAR PURPOSE ARE LIMITED IN DURATION TO THE DURATION OF THIS WARRANTY. No NuPrime reseller, agent, or employee is authorized to make any modification, extension, or addition to this warranty.

NUPRIME IS NOT RESPONSIBLE FOR DIRECT, SPECIAL, INCIDENTAL OR CONSEQUENTIAL DAMAGES RESULTING FROM ANY BREACH OF WARRANTY OR CONDITION, OR UNDER ANY OTHER LEGAL THEORY, INCLUDING BUT NOT LIMITED TO LOST PROFITS, DOWNTIME, GOODWILL, DAMAGE TO OR REPLACEMENT OF EQUIPMENT AND PROPERTY, ANY COSTS OF RECOVERING, REPROGRAMMING, OR REPRODUCING ANY PROGRAM OR DATA STORED IN OR USED WITH NUPRIME PRODUCTS, AND ANY FAILURE TO MAINTAIN THE CONFIDENTIALITY OF DATA STORED ON THE PRODUCT. NUPRIME SPECIFICALLY DOES NOT REPRESENT THAT IT WILL BE ABLE TO REPAIR ANY PRODUCT UNDER THIS WARRANTY OR MAKE A PRODUCT EXCHANGE WITHOUT RISK TO OR LOSS OF PROGRAMS OR DATA.

Some states and provinces do not allow the exclusion or limitation of incidental or consequential damages or exclusions or limitations on the duration of implied warranties or conditions, so the above limitations or exclusions may not apply to you. This warranty gives you specific legal rights, and you may also have other rights that vary by state or province.

Proof of purchase in the form of a bill of sale or receipted invoice which is evidence that the unit is within the Warranty period must be presented to obtain warranty service.

REPLACEMENT AS PROVIDED UNDER THIS WARRANTY IS THE EXCLUSIVE REMEDY OF THE CONSUMER. NUPRIME SHALL NOT BE LIABLE FOR ANY INCIDENTAL OR CONSEQUENTIAL DAMAGES FOR BREACH OF ANY EXPRESS OR IMPLIED WARRANTY ON THIS PRODUCT. EXCEPT TO THE EXTENT PROHIBITED BY APPLICABLE LAW, ANY IMPLIED WARRANTY OF MERCHANTABILITY OR FITNESS FOR A PARTICULAR PURPOSE ON THIS PRODUCT IS LIMITED IN DURATION TO THE DURATION OF THIS WARRANTY.



Beyond Ordinary