

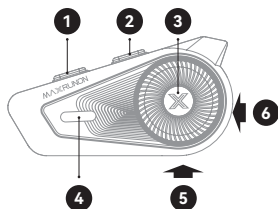
Product Manual

Intelligent Helmet Bluetooth Headset

Product Specifications

Product	Parameter
Product Model	MAXRUNON D10
Bluetooth Name	MAXRUNON D10
Bluetooth Version	5.4
Speaker Unit	40 mm
Boom Microphone	Bidirectional
Wired Microphone	Omnidirectional
Voice Noise Reduction	Yes, AI Noise Reduction
Battery Capacity	1000mAh
Waterproof Level	IPX7
Base	Back-Clip
Charging Port	Type-C
Group Intercom	4 Riders
FM Function	Yes
Voice Command	Yes
Universal Pairing	Yes
Intercom Distance	Device Supports Bluetooth intercom, allowing up to 4 users to connect and communicate over 1-2 kilometers.

- Device supports 18 offline voice commands.
- Do not use a high-pressure washer gun to wash the device
- Do not use a charger that exceeds 15V, and avoid charging the headphones when they are wet.

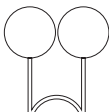


- 1 Volume -
- 2 Volume+
- 3 Function button
- 4 Intercom button
- 5 Audio Interface
- 6 Type-C Charging Port

• PACKAGE CONTENTS



MAXRUNON D10 Main Unit



Speaker Unit



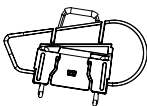
Velcro For Hybrid Mic



Microphone Sponge



3M Glue Plate



Back Clip




Manual




Wired Microphone



Boom Microphone



Type-C Cable



Velcro For Speaker

• APP Download



For more features, please scan the QR code to download, install and use the APP.

• Tech Support

support@maxrunon.com

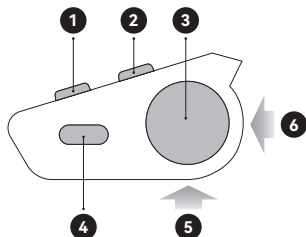


Speaker Pads



Velcro For Boom Mic

1.Function



Note:
The product appearance in the image is for reference only;
Please see the actual product.

- 1 Volume -
- 2 Volume +
- 3 Function button
- 4 Intercom button
- 5 Audio Interface
- 6 Type-C Charging Port

2.Basic operations

There are two methods for operating your devices: voice commands and buttons. Select your preference.

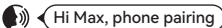
- Power on/off

Button operation



- Phone pairing

Voice operation



YOU CAN ALSO

Button operation



- Microphone on/off

Button operation



Note: Simultaneously long press the intercom button and any volume button for 2s.

- Activate the intelligent voice assistant

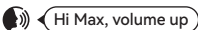
Voice operation



Note: "Voice Dialing" switch must be turned on in the app first.

- Volume up

Voice operation



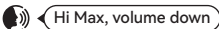
YOU CAN ALSO

Button operation



- Volume down

Voice operation



YOU CAN ALSO

Button operation



- Restoring factory settings

Button operation

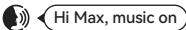


Note: The device will reboot and reset to the manufacturer settings.

3.Music

- Play music

Voice operation




YOU CAN ALSO

Button operation

3

- Pause music

Voice operation

 Hi Max, pause music

YOU CAN ALSO


Button operation

3

Note: Ensure the music player is active

- Switch music

Voice operation


 Hi Max, previous track

YOU CAN ALSO

Button operation

2 3S

Voice operation

 Hi Max, next track

YOU CAN ALSO

Button operation


1 3S


4. Radio

Please check the specification to see if this function is supported.

- Turn on/off radio

Voice operation

 Hi Max, radio on

 Hi Max, turn off the radio

Button operation


3 ×2 Tap


5. Switch station

Please check the specification to see if this function is supported.

Note: Radio function must be turned on.

Voice operation

 Hi Max, previous station

 Hi Max, next station

YOU CAN ALSO

Button operation

To switch to the previous FM channel.

2 3S

To switch to the next FM channel.


1 3S

Note: In FM playback mode, short press **3** to go to the next station and play.

6. Phone call

- Answer phone call

Voice operation

 Hi Max, answer the phone


YOU CAN ALSO

Button operation

Short press any Button to answer.

- End phone call

Voice operation

 Hi Max, hang up

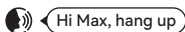
YOU CAN ALSO

Button operation

4

• Reject phone call

Voice operation



YOU CAN ALSO

Button operation



• Automatic call answering function on/off

Button operation

Can be turned on and off by APP.



7.Communicate with others

**This product has 2 modes:
Group Mode & Free Mode.**

Switching from group mode to universal pairing will disconnect the intercom from group mode and enter pairing mode.

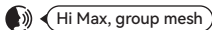
• Group mode

Please refer to the product specification for the maximum pairing members

Group Mode is a private communication feature based on Bluetooth intercom technology. A group network must be set up before communication starts, and it supports up to 4 participants for group communication.

• Group mesh

Voice operation



YOU CAN ALSO

Button operation

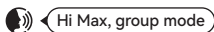


After hearing the number of team members on the broadcast



• Group mode

Voice operation



YOU CAN ALSO

Button operation



• Cancel group mesh

Button operation

Cancel the group when you're in the group mesh state.

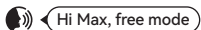


• Free mode

Please refer to the product specification for the maximum pairing members

Free mode is an open intercom mode that does not require pairing. As long as you are in the communication range, you can automatically connect up to 4 people for intercom.

Voice operation



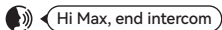
YOU CAN ALSO

Button operation



• End intercom

Voice operation







YOU CAN ALSO

Button operation



• Bluetooth universal pairing

Button operation

- With power on
 - ③   3S
 - light flashes red and blue.
- Voice announcement “Start pairing”
Simultaneously, other bluetooth headsets need to activate bluetooth pairing mode
- ④  ×2 Tap
- light flashes red and green.
- Voice announcement “Universal pairing”
Voice announcement “Universal connected”
- ③  ×2 Tap
- Activate intercom

• Turn off Bluetooth universal pairing



Button operation

- ③  ×2 Tap

8.Quick operation

This product has two operation modes: intelligent voice and buttons, and you can freely choose according to your own habits.

- When the main unit is connected to the official app and the phone is connected to the internet, the main unit can perform intelligent voice interaction operations such as route navigation, sending messages, making and receiving calls, playing music, and so on.
- When not connected to the network, the main unit can perform voice commands through local offline voice commands.

Awakening words  

Function	Voice command	Or	Button operation
POWER ON/OFF			4 + 3 2S
PLAY MUSIC	Hi Max, music on		3
PAUSE MUSIC	Hi Max, pause music		3
PREVIOUS TRACK	Hi Max, previous track		2 3S
NEXT TRACK	Hi Max, next track		1 3S
VOLUME +	Hi Max, volume up		2
VOLUME -	Hi Max, volume down		1
ANSWER CALL	Hi Max, answer the phone	Any button	
END CALL	Hi Max, hang up		4
REJECT CALL	Hi Max, hang up		4 3S
PHONE PAIRING	Hi Max, phone pairing		3 3S
GROUP MESH	Hi Max, group mesh		4 2S
			○ After hearing the number of team members on the broadcast
			○ 4
GROUP MODE	Hi Max, group mode		4
FREE MODE	Hi Max, free mode		4
			○ 3 3S
			○ Other bluetooth headsets need to activate bluetooth pairing mode
			○ 4 ×2 Tap
			○ 3 ×2 Tap
			Activate intercom
UNIVERSAL MODE			
END INTERCOM	Hi Max, end intercom		4
RADIO ON	Hi Max, radio on		3 ×2 Tap
RADIO OFF	Hi Max, turn off the radio		3 ×2 Tap
PREVIOUS STATION	Hi Max, previous station		2 3S
NEXT STATION	Hi Max, next station		1 3S
FACTORY RESET			2 + 3 3S

Note: The voice command above are for high-end models.

For other models, Please refer to the manual for the number of voice command.

RF exposure statement

This equipment complies with the FCC and ISED radiation exposure limits set forth for an uncontrolled environment. This transmitter must not be co-located or operating in conjunction with any other antenna or transmitter.

Cet équipement est conforme aux limites d'exposition aux rayonnements de la FCC et de l'ISED établies pour un environnement non contrôlé. Cet émetteur ne doit pas être co-localisé ou fonctionner en conjonction avec une autre antenne ou un autre émetteur.

FCC Warning

This device complies with Part 15 of the FCC Rules. Operation is subject to the following two conditions:

(1) This device may not cause harmful interference, and (2) this device must accept any interference received, including interference that may cause undesired operation.

Note: This equipment has been tested and found to comply with the limits for a Class B digital device, pursuant to part 15 of the FCC Rules. These limits are designed to provide reasonable protection against harmful interference in a residential installation. This equipment generates, uses and can radiate radio frequency energy and, if not installed and used in accordance with the instructions, may cause harmful interference to radio communications. However, there is no guarantee that interference will not occur in a particular installation. If this equipment does cause harmful interference to radio or television reception, which can be determined by turning the equipment off and on, the user is encouraged to try to correct the interference by one or more of the following measures:

- Reorient or relocate the receiving antenna.
- Increase the separation between the equipment and receiver.
- Connect the equipment into an outlet on a circuit different from that to which the receiver is connected.
- Consult the dealer or an experienced radio/TV technician for help.

NOTE 2: Any changes or modifications to this unit not expressly approved by the party responsible for compliance could void the user's authority to operate the equipment.

IC WARNING

This device contains licence-exempt transmitter(s) that comply with Innovation, Science and Economic Development Canada's licence-exempt RSS(s). Operation is subject to the following two conditions:

- (1) This device may not cause interference.
- (2) This device must accept any interference, including interference that may cause undesired operation of the device.

L'émetteur/récepteur exempt de licence contenu dans le présent appareil est conforme aux CNR d'Innovation, Sciences et Développement économique Canada applicables aux appareils radio exempts de licence. L'exploitation est autorisée aux deux conditions suivantes:

1. L'appareil ne doit pas produire de brouillage;
2. L'appareil doit accepter tout brouillage radioélectrique subi, même si le brouillage est susceptible d'en compromettre le fonctionnement.