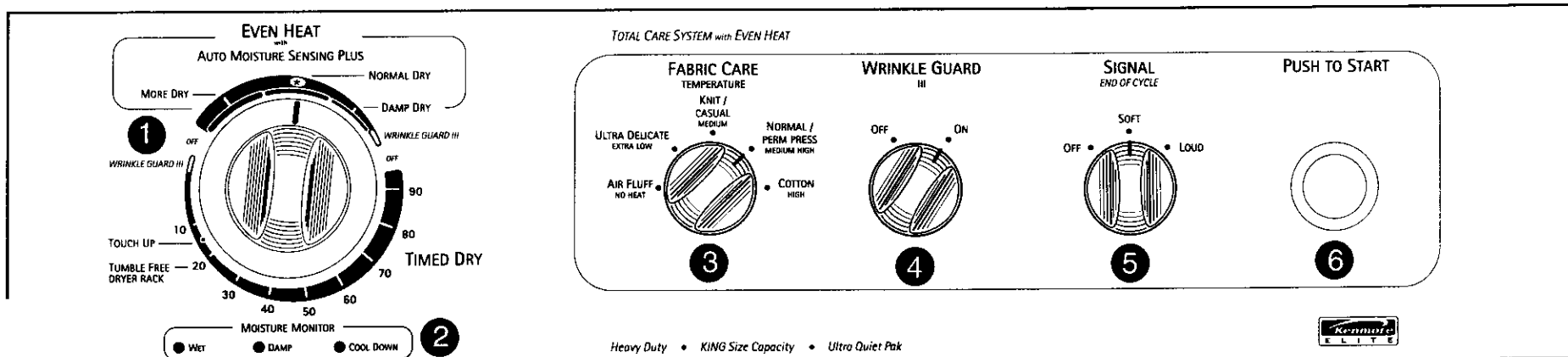




KING SIZE™ CAPACITY CLOTHES DRYER

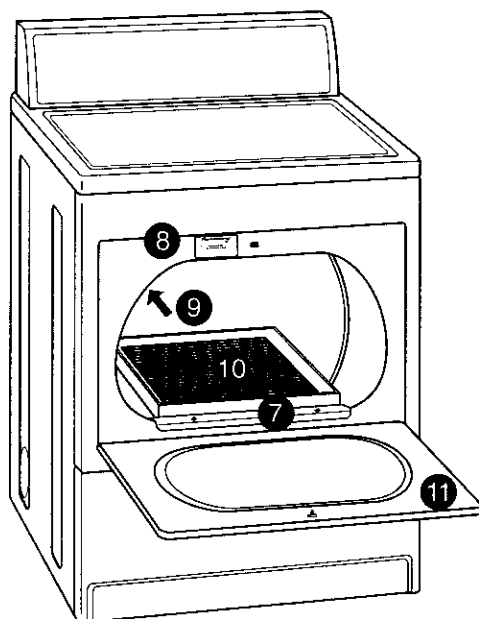


Stock Nos. 60992 (Elec.) & 70992 (Gas)
 Stock Nos. 60996 (Elec.) & 70996 (Gas)
 Stock Nos. 60997 (Elec.) & 70997 (Gas)

Features –

Become familiar with all features before using your dryer. Refer to your Owner's Manual for feature details.

- 1 Cycle Selector Control (Timer)
 - EVENHEAT™ with Auto Moisture Sensing Plus
 - TIMED DRY
 - TOUCH UP
 - TUMBLE FREE™ HEATED DRYER RACK
 - 2 MOISTURE MONITOR indicator lights
 - 3 5 FABRIC CARE/ Temperature settings for additional clothing care
 - 4 WRINKLE GUARD® III
 - 5 End-of-Cycle SIGNAL (adjustable tone)
 - 6 PUSH TO START Button
 - 7 Lint Screen
 - 8 Model and Serial No. Plate
 - 9 Drum Light
 - 10 TUMBLE FREE™ Heated Dryer Rack -- for gentle care of special fabrics
 - 11 EZ Loader Hamper Door
- Additional Features
- ULTRA QUIET PAK™ Sound Insulation for extra-quiet operation
 - KING SIZE™ Capacity for fewer loads
 - Porcelain Top



Your dryer has features that may vary from those described in your Owner's Manual. These features are illustrated and described on this sheet. Refer to your Owner's Manual for general operating instructions.

EVENHEAT™ with Auto Moisture Sensing Plus Cycle

for your Benefit

Proper use of the EVENHEAT™ with Auto Moisture Sensing Plus cycle will dry your clothes faster and at lower temperatures with less shrinking and fading.

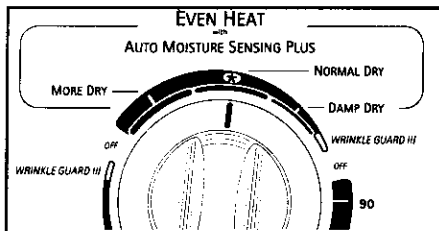
This cycle takes the guesswork out of drying. Dryness is determined by an electronic sensor that "feels" the amount of moisture in clothes as they pass over it. Once the cycle starts, the sensor automatically adjusts the drying time based on the size of the load and the types of fabric being dried. As a result, clothes dry faster and you get more precise drying temperatures.

The EVENHEAT™ drying system uses a solid-state sensor to prevent the large variations in drying temperatures that occur in most other dryers. More consistent, even heat in every cycle results in better fabric care by shortening drying times and by maintaining lower drying temperatures.

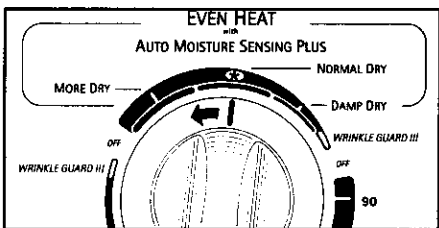


More about EVENHEAT™ with Auto Moisture Sensing Plus

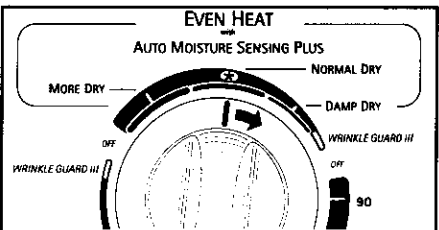
- When the Cycle Selector Control (Timer) is set to **NORMAL DRY** ★, and has run through a full drying cycle, you can feel the dried clothes and determine if they are more damp than you would like.



- If the load is too damp, you can use the **TIMED DRY** cycle to dry the clothes further. The next time you do a similar load, move the timer toward **MORE DRY**.



- If the load is overdried at the end of the cycle, you can move the timer toward **DAMP DRY** the next time you do a similar load.

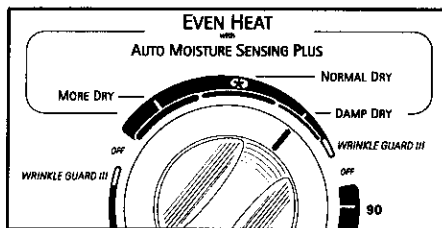


NOTE: For very small loads (3-4 garments) use the **TIMED DRY** cycle for best results. You can use the **FABRIC CARE/ Temperature Control** with a setting that is appropriate for your load.

When to Use DAMP DRY

for your Benefit

Selecting **DAMP DRY** helps shorten drying times for items you would normally hang dry.




Some fabrics will shrink if dried in a clothes dryer. Selecting **DAMP DRY** gives you the benefit of electronic moisture sensing. Clothes are dried with heat for a brief time so most of the moisture is removed. However, the drying cycle stops while the clothes are still damp to prevent overdrying. As a result, fabrics retain the proper amount of moisture so they will not shrink.

When to Use the TUMBLE FREE™ Heated Dryer Rack

for your Benefit

The dryer rack gives you concentrated heat for efficient and uniform drying. It also reduces noise when drying items that have buckles. Use the heated dryer rack with the **TIMED DRY** cycle only. This allows you to machine dry items for a specific length of time without tumbling.



FABRIC CARE/TEMPERATURE CONTROL

for your Benefit

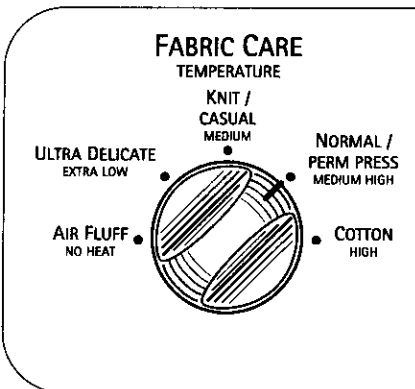
Proper use of this control helps ensure that fabrics are dried at the right temperature for maximum life.

Use this control to select the drying temperature that matches the fabrics in your load.

- For hand washed or delicate items, select the **ULTRA DELICATE** setting. This setting will not exceed a maximum fabric temperature of 140°F.

NOTE: Not all hand washable garments can be dried in a dryer. Check the care label on all hand washable garments to determine whether or not they can be machine dried.

- For more description of garment types and temperature settings, refer to your Owner's Manual.



MOISTURE MONITOR

The Moisture Monitor senses moisture in the load and indicates the drying status:

- **WET** - A wet load is in the dryer.
- **DAMP** - The load is 80% dry. You may remove partially dry items (which saves on ironing) or the lighter items of a mixed load (e.g., lingerie and some exercise wear).
- **COOL DOWN** - The load is dry and is in the **COOL DOWN** period.

“Smart,” Temperature-Sensing COOL DOWN Period

Once the selected level of dryness is reached, the dryer goes into a Cool Down period lasting 1-10 minutes. Unlike other dryers which provide a fixed 10-minute Cool Down, this “smart” Cool Down period is based on the temperature of the clothes in your load and varies the time accordingly. The Moisture Monitor’s “Cool Down” light will come on during this period.

- For small loads or loads that are dried at a lower temperature, the Cool Down period will be reduced to as low as one minute.
- For large loads or loads that are dried at a high temperature, the Cool Down period will be closer to 10 minutes.

TOTAL CARE™ SYSTEM

The exclusive **TOTAL CARE™ SYSTEM** combines the **KING SIZE™** load capacity, **EVENHEAT™**, **WRINKLE GUARD® III**, and the **TUMBLE FREE™** Heated Dryer Rack to ensure total drying care for any type of fabric and load size.