

VEVOR[®]

TOUGH TOOLS, HALF PRICE

Technical Support and E-Warranty Certificate www.vevor.com/support

CABINET HINGES

**MODEL: PHS25101-40/ PHS23701-40/PHS25101-50
/PHS23701-50/PHS25001-60/PHS23601-60/PHS25201-20
/PHS25201-30/PHS24501-40/PHS24501-50/PHS25201-60**

We continue to be committed to provide you tools with competitive price. "Save Half", "Half Price" or any other similar expressions used by us only represents an estimate of savings you might benefit from buying certain tools with us compared to the major top brands and does not necessarily mean to cover all categories of tools offered by us. You are kindly reminded to verify carefully when you are placing an order with us if you are actually Saving Half in comparison with the top major brands.

VEVOR®

TOUGH TOOLS, HALF PRICE

Cabinet Hinges

MODEL: MODEL: PHS25101-40/ PHS23701-40/PHS25101-50
/PHS23701-50/PHS25001-60/PHS23601-60/PHS25201-20
/PHS25201-30/PHS24501-40/PHS24501-50/PHS25201-60



PHS23601-60



PHS25001-60



PHS23701-40/50



PHS25101-40/50



PHS25201-20/30/60



PHS24501-40/50

NEED HELP? CONTACT US!

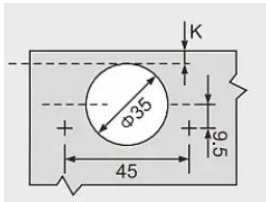
Have product questions? Need technical support? Please feel free to contact us:

Technical Support and E-Warranty Certificate
www.vevor.com/support

This is the original instruction, please read all manual instructions carefully before operating. VEVOR reserves a clear interpretation of our user manual. The appearance of the product shall be subject to the product you received. Please forgive us that we won't inform you again if there are any technology or software updates on our product.

PARAMETER LIST

Φ35 CLIP ON ONE WAY HYDRAULIC BUFFERING HINGES

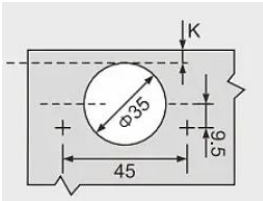


Model	PHS23601
Cup Diameter	35
Cup Depth	10.6
Cup Pattern	45
Opening	100 °
Finish	Nickel-plated
(K)	5
Overlay	Full Overlay
Max.Dynamic Load (lbs/kg)	16.5/7.5

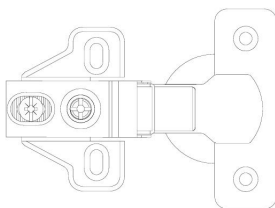



Part List

Code	Picture	Name	PHS23601-60
1		HINGES	60
2		4*16 SCREWS	12*30=360

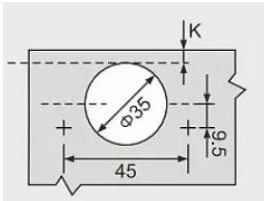
Φ35 FIXED ON ONE WAY SHORT ARMS HYDRAULIC BUFFERING HINGES



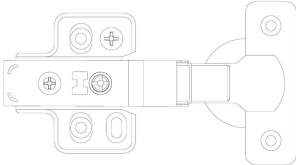
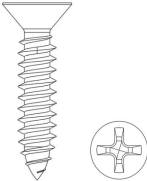
Model	PHS25001
Cup Diameter	35
Cup Depth	10.6
Cup Pattern	45
Opening	100 °
Finish	Nickel-plated
Overlay	Full Overlay
(K)	5
Max.Dynamic Load (lbs/kg)	7.7/3.5

Part List			
Code	Picture	Name	PHS25001-60
1		HINGES	60
2		4*16 SCREWS	8*30=240
3		NUTS (Optional)	4*30=120
4		SCREWS (Optional)	4*30=120

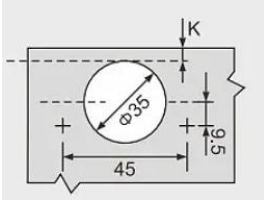
Φ35 CLIP ON ONE WAY (3D) SIX-WAY ADJUSTABLE HYDRAULIC BUFFERING HINGES



Model	PHS23701
Cup Diameter	35
Cup Depth	10.6
Cup Pattern	45
Opening	100 °
Finish	Nickel-plated
Overlay	5
(K)	Full Overlay
Max.Dynamic Load (lbs/kg)	16.5/7.5

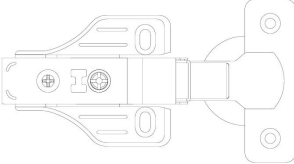
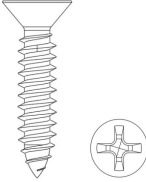
Part List				
Code	Picture	Name	PHS23701 -50	PHS23701 -40
1		HINGES	50	40
2		4*16 SCREW S	10*25=250	10*20=200

Φ35 CLIP ON ONE WAY(2D)FOUR-WAY ADJUSTABLE HYDRAULIC BUFFERING HINGES

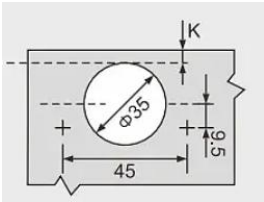



Model	PHS25101
Cup Diameter	35
Cup Depth	10.6
Cup Pattern	45
Opening	100 °
Finish	Nickel-plated
Overlay	5
(K)	Full Overlay
Max.Dynamic Load (lbs/kg)	16.5/7.5

Part List

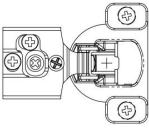

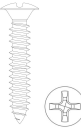


Code	Picture	Name	PHS25101-50	PHS25101-40
1		HINGES	50	40
2		4*16 SCREW S	8*25=200	8*20=160

Φ35(3D)SIX-WAY ADJUSTABLE SOFT CLOSE FACE FRAME HINGES

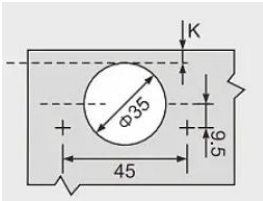


Model	PHS25201
Cup Diameter	35
Cup Depth	10.5
Cup Pattern	45
Opening	105 °
Finish	Nickel-plated
Overlay	3
(K)	1/2" / 12.7
Max.Dynamic Load (lbs/kg)	7.7/3.5

Part List

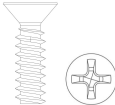
Code	Picture	Name	PHS25201 -60	PHS25201 -30	PHS25201 -20
1		HINGES	60	40	20
2		4*16 SCREWS	6*30=180	6*15=90	6*10=60
3		4*20 SCREWS	2*30=60	2*15=30	2*10=20
3		NUTS (Optional)	4*30=120	4*15=60	4*10=40
4		SCREWS (Optional)	4*30=120	4*15=60	4*10=40

Φ35(2D)FOUR-WAY ADJUSTABLE SOFT CLOSE FACE FRAME HINGES



Model	PHS24501
Cup Diameter	35
Cup Depth	10.5
Cup Pattern	45
Opening	105 °
Finish	Nickel-plated
Overlay	3
(K)	1/2" / 12.7
Max.Dynamic Load (lbs/kg)	7.7 / 3.5

Part List				
Code	Picture	Name	PHS24501-50	PHS24501-40
1		HINGES	50	40
2		4*16 SCREWS	4*25=150	4*20=120
3		4*20 SCREWS	2*25=50	2*20=40
4		NUTS (Optional)	4*25=100	4*20=80

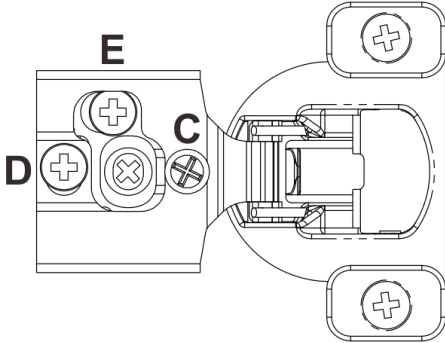
5		SCREWS (Optional)	4*25=100	4*20=80
---	--	----------------------	----------	---------

OPERATION

Φ35(3D)SIX-WAY ADJUSTABLE SOFT CLOSE FACE FRAME HINGES



Adjustment Range:



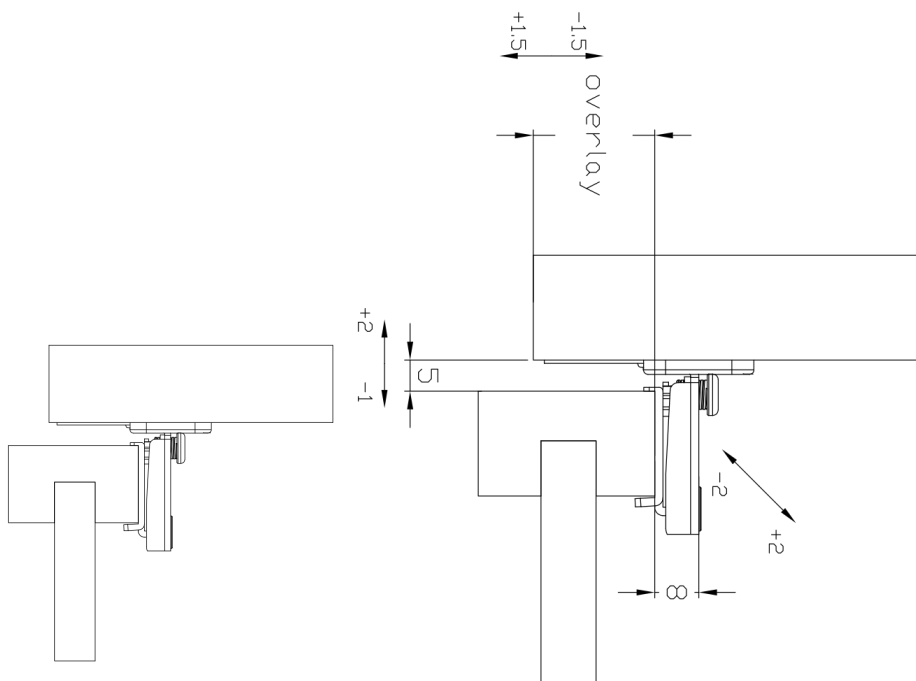
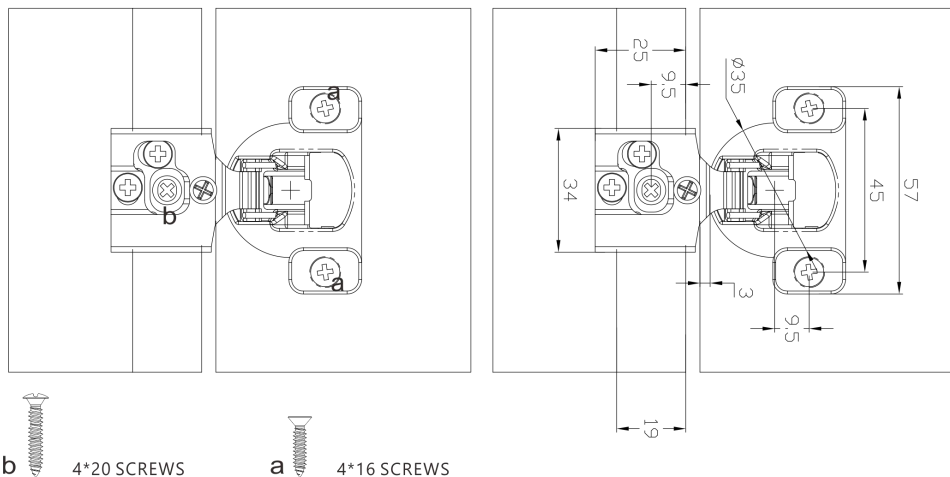
C Overlay(Left/Right)
Adjustment:±1.8mm

D Overlay(Front/back)
Adjustment:±2.0mm

E Overlay(Up/down)
Adjustment:±1.5mm



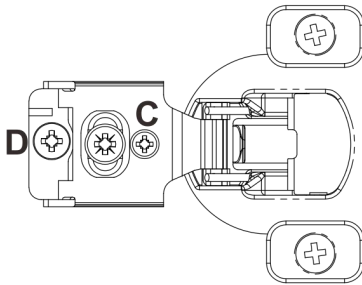
Installation instructions



Φ35(2D)FOUR-WAY ADJUSTABLE SOFT CLOSE FACE FRAME HINGES

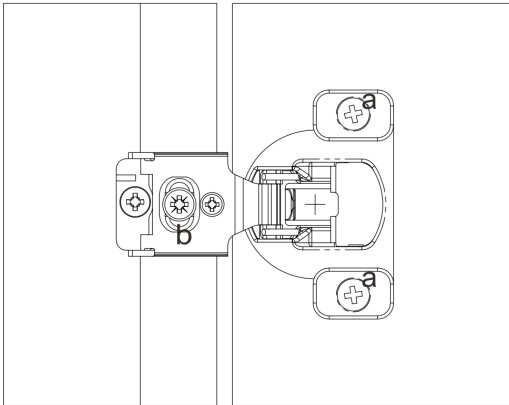


Adjustment Range:



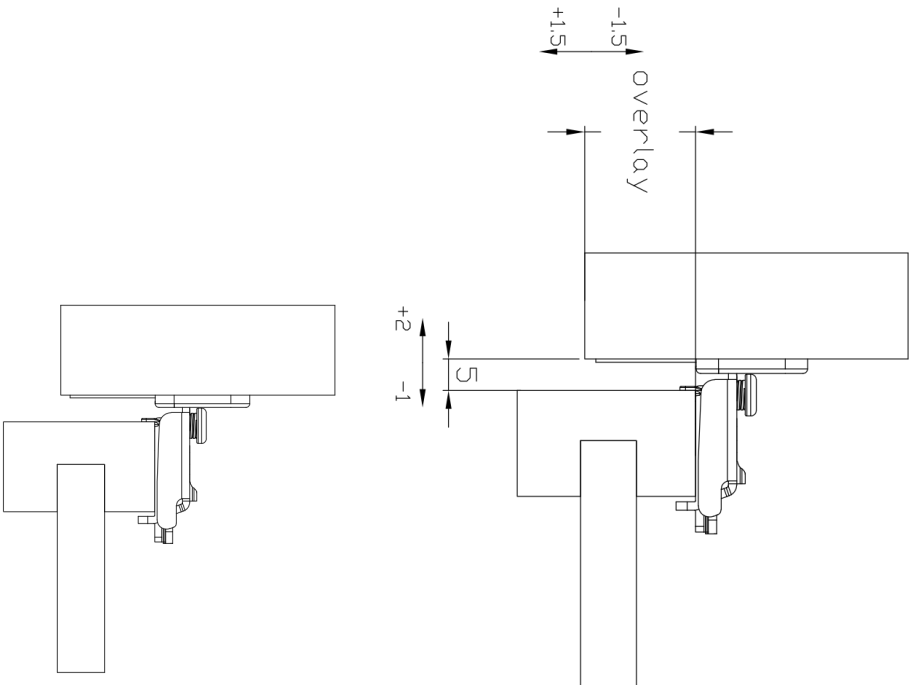
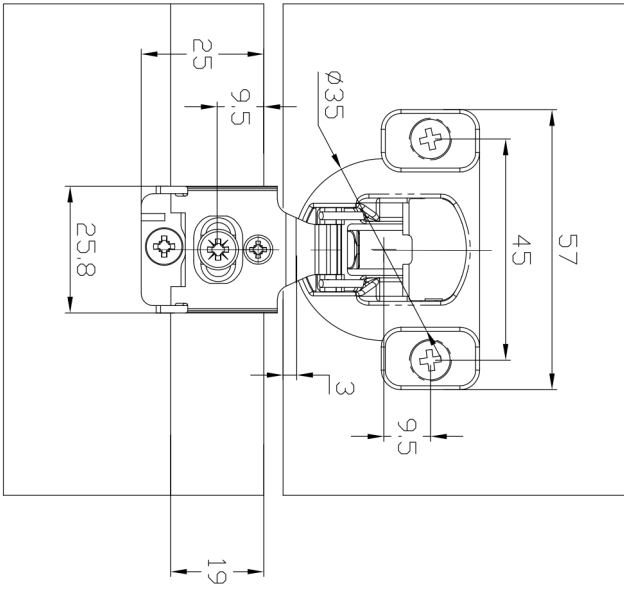
C Overlay (Left/Right)
Adjustment:±1.8mm
D Overlay(Front/back)
Adjustment:±2.0mm

Installation instructions



b  4*20 SCREWS

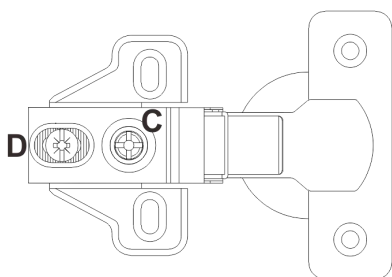
a  4*16 SCREWS



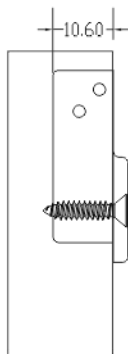
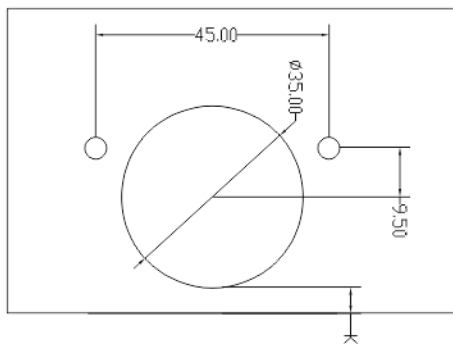
Φ35 FIXED ON ONE WAY SHORT ARMS HYDRAULIC BUFFERING HINGES



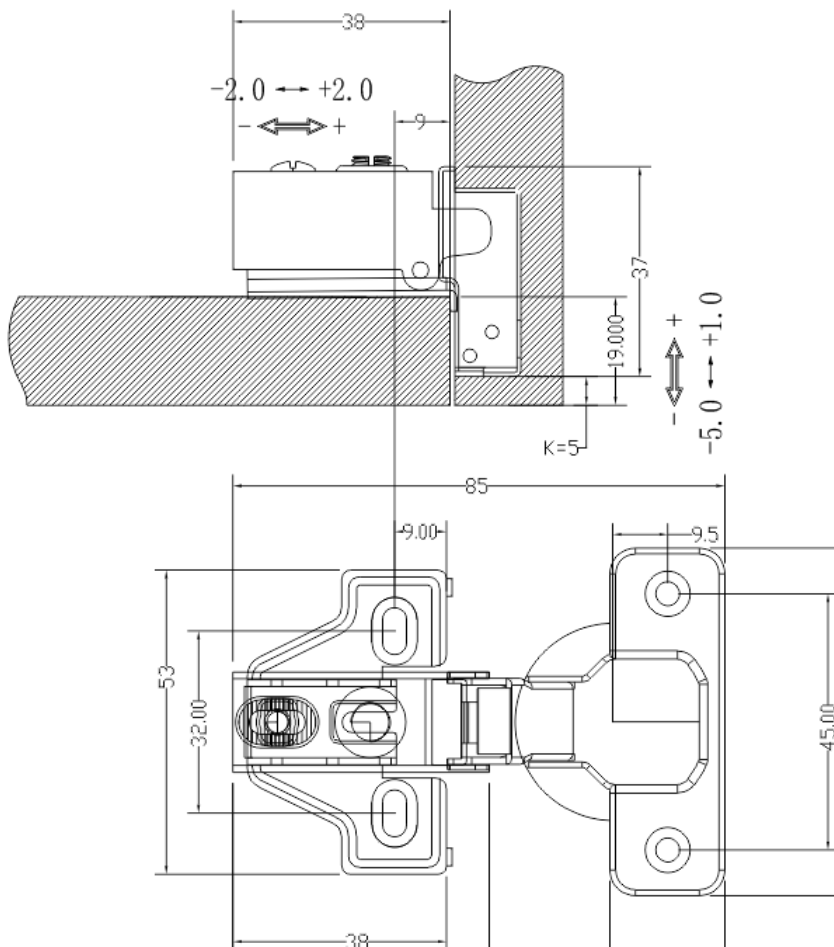
Adjustment Range:



C Overlay (Left/Right)
Adjustment: ±1.0mm
D Overlay (Front/back)
Adjustment: ±2.0mm



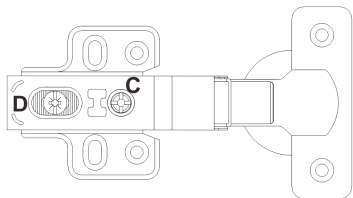
H \ K	3	4	5	6
0	16	17	18	19



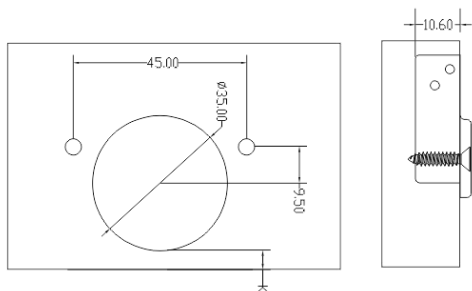
Φ35 CLIP ON ONE WAY HYDRAULIC BUFFERING HINGES




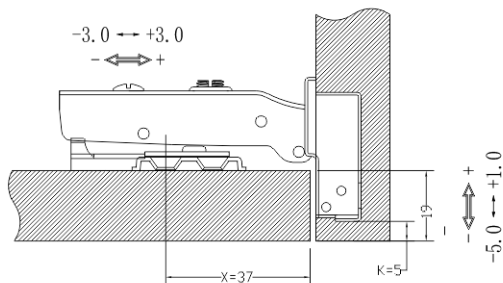
Adjustment Range:



C Overlay(Left/Right)
Adjustment:±1.0mm
D Overlay(Front/back)
Adjustment:±3.0mm



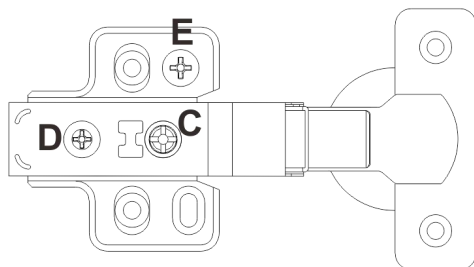
H \ K	3	4	5	6
0	16	17	18	19



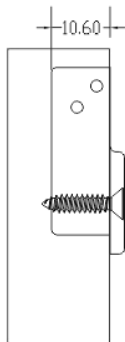
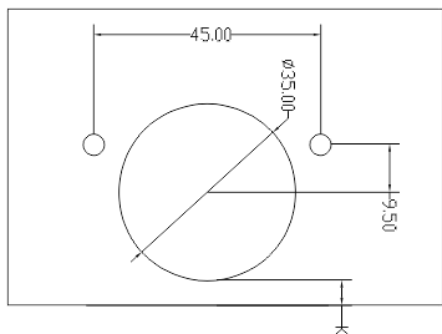
Φ35 CLIP ON ONE WAY (3D) SIX-WAY ADJUSTABLE HYDRAULIC BUFFERING HINGE



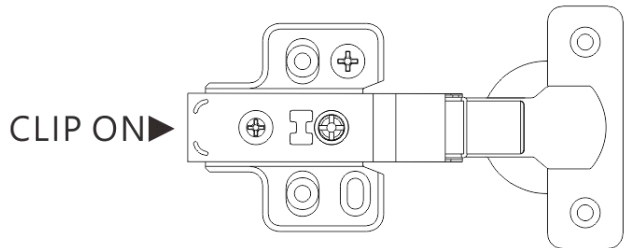
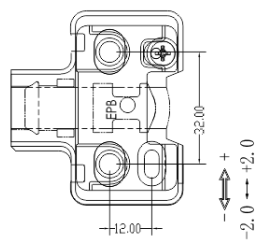
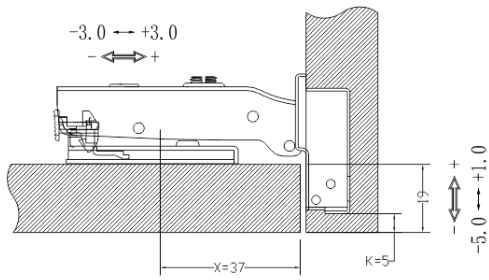
Adjustment Range:



C Overlay(Left/Right)
Adjustment:±1.0mm
D Overlay(Front/back)
Adjustment:±3.0mm
E Overlay(Up/down)
Adjustment:±2.0mm



H \ K	3	4	5	6
0	16	17	18	19

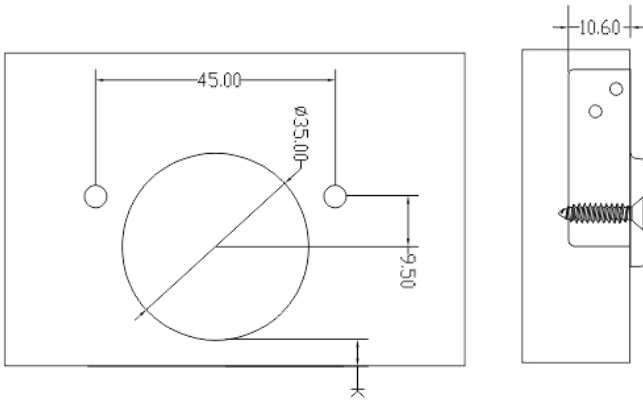


Φ35 CLIP ON ONE WAY(2D)FOUR-WAY ADJUSTABLE HYDRAULIC BUFFERING HINGES

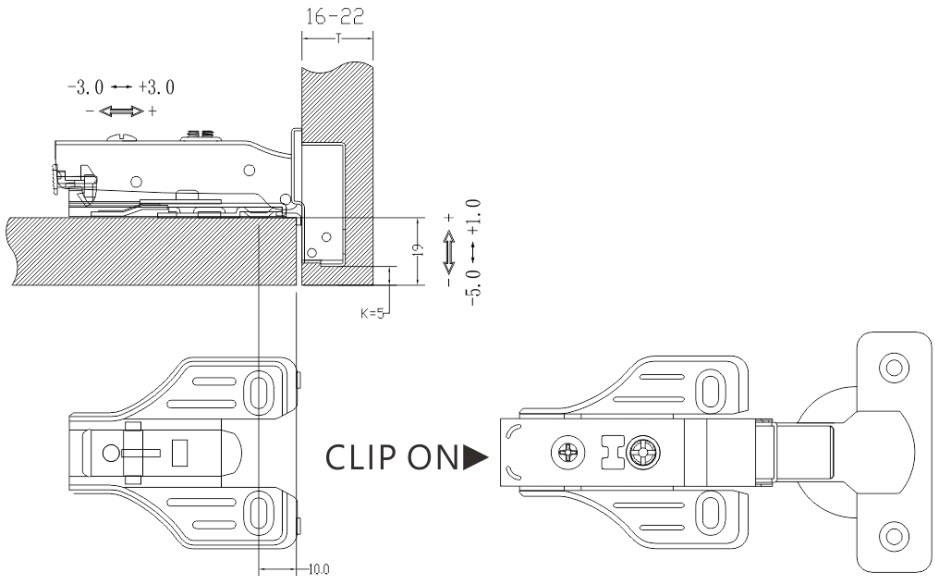


<p>Adjustment Range:</p> <p>Diagram of the hinge with adjustment points labeled C and D.</p>	<p>C Overlay(Left/Right) Adjustment: $\pm 1.0\text{mm}$</p> <p>D Overlay(Front/back) Adjustment: $\pm 3.0\text{mm}$</p>
---	---





H \ K	3	4	5	6
0	16	17	18	19



Manufacturer: Shanghaimuxinmuyeyouxiangongsi

Address: Shuangchenglu 803nong11hao1602A-1609shi, baoshanqu, shanghai 200000 CN.

Imported to AUS: SIHAO PTY LTD. 1 ROKEVA STREETEASTWOOD NSW 2122 Australia

Imported to USA: Sanven Technology Ltd. Suite 250, 9166 Anaheim Place, Rancho Cucamonga, CA 91730

UK	REP
-----------	------------

YH CONSULTING LIMITED. C/O YH Consulting Limited Office 147, Centurion House, London Road, Staines-upon-Thames, Surrey, TW18 4AX

EC	REP
-----------	------------

E-CrossStu GmbH
Mainzer Landstr.69,
60329 Frankfurt am Main.

VEVOR[®]

TOUGH TOOLS, HALF PRICE

Technical Support and E-Warranty Certificate

www.vevor.com/support

VEVOR®

TOUGH TOOLS, HALF PRICE

Assistance technique et certificat de garantie électronique www.vevor.com/support

CHARNIÈRES D'ARMOIRE

MODÈLE : PHS25101-40/PHS23701-40/PHS25101-50
/PHS23701-50/PHS25001-60/PHS23601-60/PHS25201-20
/PHS25201-30/PHS24501-40/PHS24501-50/PHS25201-60

Nous continuons à nous engager à vous fournir des outils à des prix compétitifs.

« Économisez la moitié », « Moitié prix » ou toute autre expression similaire utilisée par nous ne représente qu'une estimation des économies que vous pourriez réaliser en achetant certains outils chez nous par rapport aux grandes marques et ne couvre pas nécessairement toutes les catégories d'outils que nous proposons. Nous vous rappelons de bien vouloir vérifier soigneusement lorsque vous passez une commande chez nous si vous économisez réellement la moitié par rapport aux grandes marques.

VEVOR[®]
TOUGH TOOLS, HALF PRICE

Charnières d'armoire

MODÈLE : MODÈLE : PHS25101-40/ PHS23701-40/PHS25101-50
/PHS23701-50/PHS25001-60/PHS23601-60/PHS25201-20
/PHS25201-30/PHS24501-40/PHS24501-50/PHS25201-60



PHS23601-60



PHS25001-60



PHS23701-40/50



PHS25101-40/50



PHS25201-20/30/60



PHS24501-40/50

BESOIN D'AIDE? CONTACTEZ-NOUS!

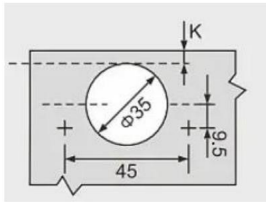
Vous avez des questions sur nos produits ? Vous avez besoin d'assistance technique ?
N'hésitez pas

à nous contacter : Assistance technique et certificat de garantie
électronique www.vevor.com/support

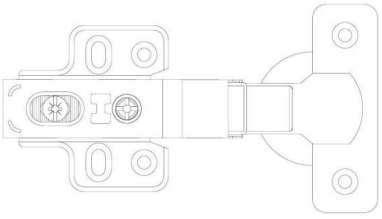
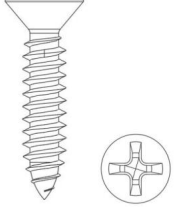
Il s'agit de la notice d'utilisation d'origine. Veuillez lire attentivement toutes les
instructions du manuel avant de l'utiliser. VEVOR se réserve le droit d'interpréter
clairement notre manuel d'utilisation. L'apparence du produit dépend du produit
que vous avez reçu. Veuillez nous excuser, nous ne vous informerons plus si des mises
à jour technologiques ou logicielles sont disponibles sur notre produit.

LISTE DES PARAMÈTRES

Φ35 CHARNIÈRES HYDRAULIQUES À CLIP UNIDIRECTIONNELLES

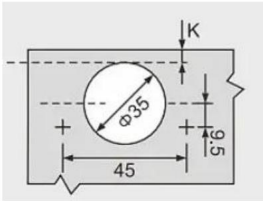


Modèle	PHS23601
Diamètre de la tasse	35
Profondeur de la tasse	10.6
Modèle de tasse	45
Ouverture	100°
Finition	Nickelé
(K)	5
Recouvrir	Superposition complète
Charge dynamique max. (livres/kg)	16,5/7,5

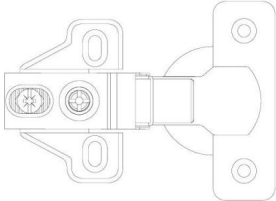



Liste des pièces			
Code	Image	Nom	PHS23601-60
1		CHARNIÈRES	60
2		4*16 VIS	12*30=360

Ø35 FIXE SUR UN SENS BRAS COURTS TAMPON HYDRAULIQUE

CHARNIÈRES

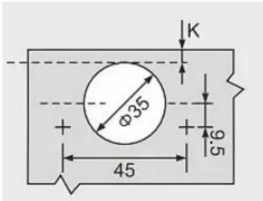


Modèle	PHS25001
Diamètre de la tasse	35
Profondeur de la tasse	10.6
Modèle de tasse	45
Ouverture	100
Finition	Nickelé
Recouvrir	Superposition complète
(K)	5
Charge dynamique max. (livres/kg)	7,7/3,5

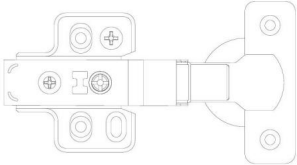
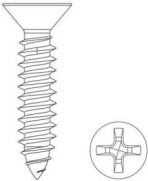
Liste des pièces			
Code	Image	Nom	PHS25001-60
1		CHARNIÈRES	60
2		4*16 VIS	8*30=240
3		NOIX (Facultatif)	4*30=120
4		VIS (Facultatif)	4*30=120

Ø35 CLIP ON UNIQUE (3D) SIX VOIES RÉGLABLES HYDRAULIQUES

CHARNIÈRES TAMPONNANTES

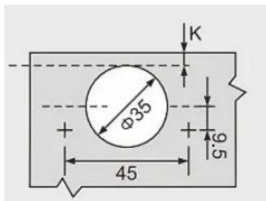


Modèle	PHS23701
Diamètre de la tasse	35
Profondeur de la tasse	10.6
Modèle de tasse	45
Ouverture	100°
Finition	Nickelé
Recouvrir	5
(K)	Superposition complète
Charge dynamique max. (livres/kg)	16,5/7,5

Liste des pièces				
Code	Image	Nom	PHS23701 -50	PHS23701 -40
1		CHARNIÈRES	50	40
2		4*16 VIS S	10*25=250 10*20=200	

Ø35 CLIP SUR UNE VOIE (2D) QUATRE VOIES RÉGLABLE HYDRAULIQUE

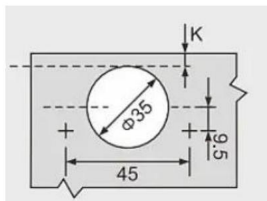

CHARNIÈRES TAMPONNANTES



Modèle	PHS25101
Diamètre de la tasse	35
Profondeur de la tasse	10.6
Modèle de tasse	45
Ouverture	100
Finition	Nickelé
Recouvrir	5
(K)	Superposition complète
Charge dynamique max. (livres/kg)	16,5/7,5

Liste des pièces				
Code	Image	Nom	PHS25101- 50	PHS25101- 40
1		CHARNIÈRES	50	40
2		4*16 VIS S	8*25=200	8*20=160

Φ35(3D) CHARNIÈRES DE CADRE À FERMETURE DOUCE RÉGLABLES À SIX VOIES

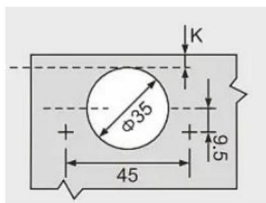


Modèle	PHS25201
Diamètre de la tasse	35
Profondeur de la tasse	10.5
Modèle de tasse	45
Ouverture	105
Finition	Nickelé
Recouvrir	3
(K)	1/2" / 12,7
Charge dynamique max. (livres/kg)	7,7/3,5

Liste des pièces					
Image de code	Nom	PHS25201	PHS25201	PHS25201	
		-60	-30	-20	-20
1	CHARNIÈRES	60	40	20	
2	4*16 VIS	6*30=180 6*15=90		6*10=60	
3	4*20 VIS	2*30=60	2*15=30	2*10=20	
3	NOIX (Facultatif)	4*30=120 4*15=60		4*10=40	
4	VIS (Facultatif)	4*30=120 4*15=60		4*10=40	

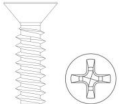
CADRE DE FACE À FERMETURE DOUCE RÉGLABLE À QUATRE VOIES Ø35(2D)

CHARNIÈRES



Modèle	PHS24501
Diamètre de la tasse	35
Profondeur de la tasse	10,5
Modèle de tasse	45
Ouverture	105
Finition	Nickelé
Recouvrir	3
(K)	1/2" / 12,7
Charge dynamique max. (livres/kg)	7,7 / 3,5

Liste des pièces				
Code	Image	Nom PHS24501-50 PHS24501-40		
1		CHARNIÈRES	50	40
2		4*16 VIS	4*25=150	4*20=120
3		4*20 VIS	2*25=50	2*20=40
4		NOIX (Facultatif)	4*25=100	4*20=80

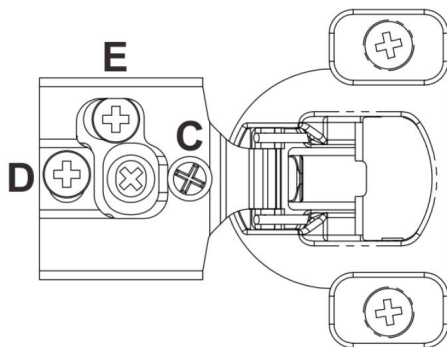
5		VIS (Facultatif)	4*25=100	4*20=80
---	--	---------------------	----------	---------

OPÉRATION

Φ35(3D) CHARNIÈRES DE CADRE À FERMETURE DOUCE RÉGLABLES À SIX VOIES



Plage de réglage :



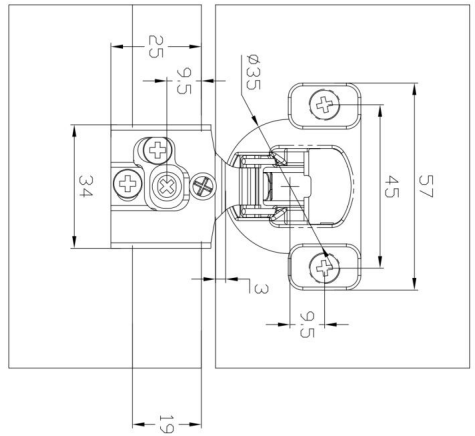
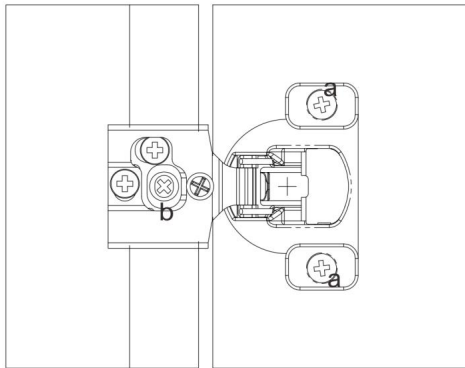
C Superposition (gauche/droite)

Réglage : $\pm 1,8$ mm de
superposition en D (avant/arrière)

Réglage : $\pm 2,0$ mm de
superposition E (haut/bas)

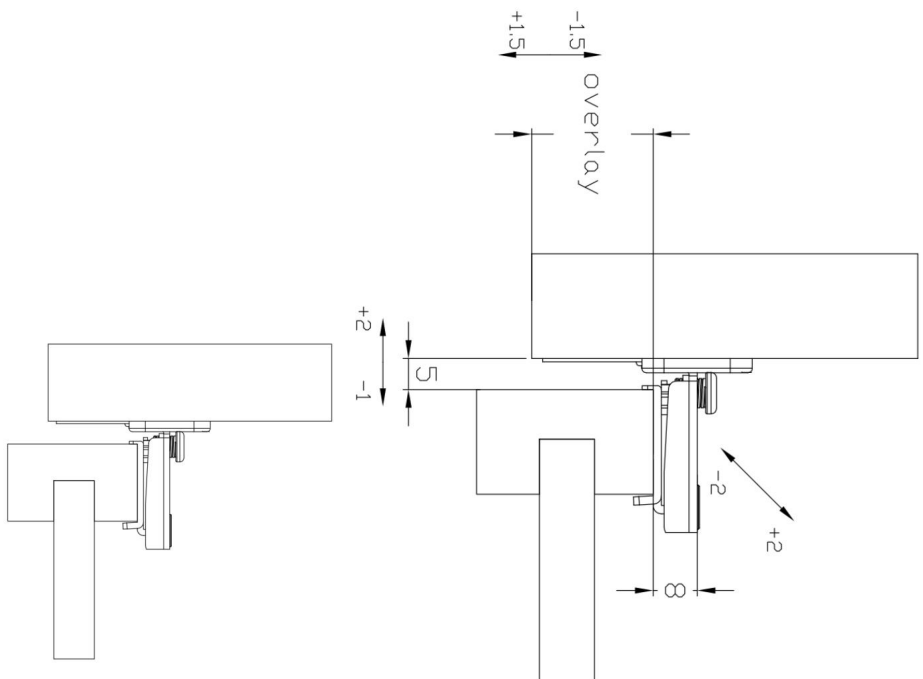
Réglage : $\pm 1,5$ mm

Instructions d'installation



b  4*20 SCREWS

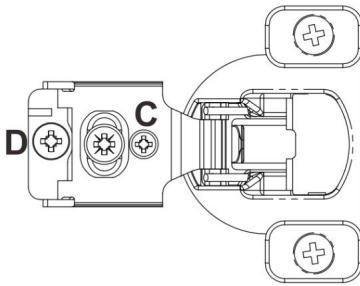
a  4*16 SCREWS



CADRE DE FACE À FERMETURE DOUCE RÉGLABLE À QUATRE VOIES $\varnothing 35(2D)$
 CHARNIÈRES

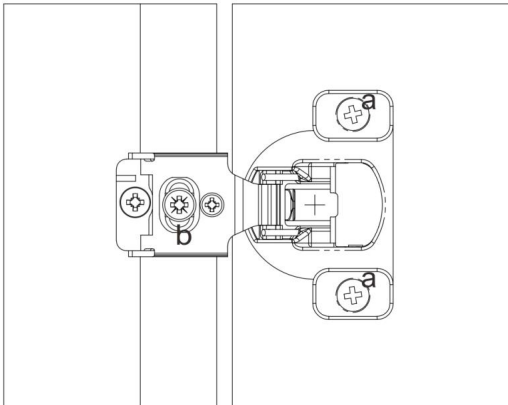


Plage de réglage :



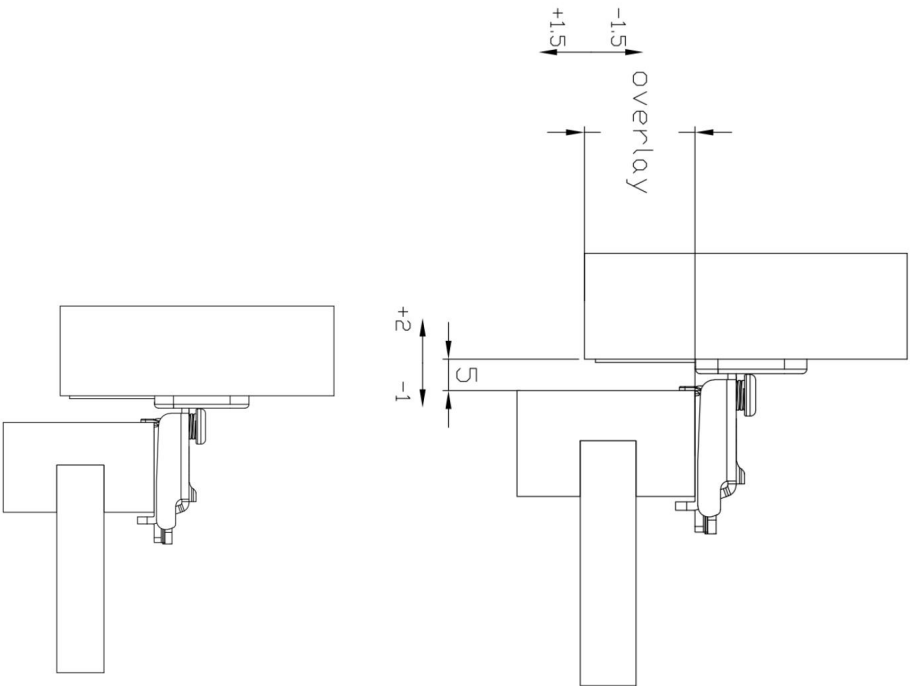
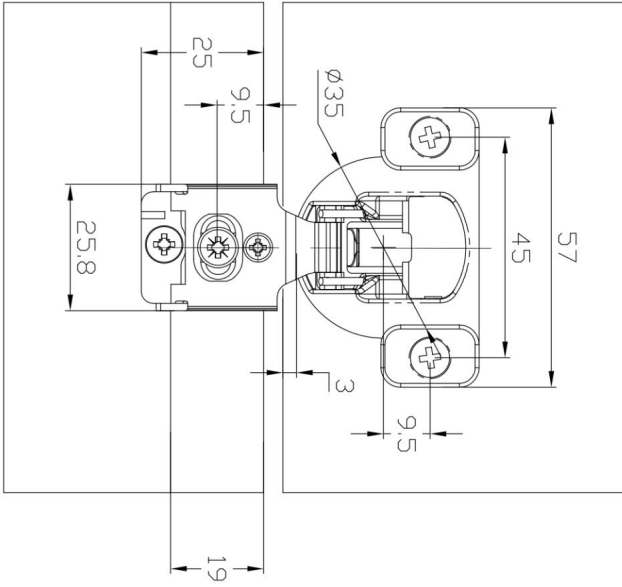
Superposition C (gauche/droite)
Réglage : $\pm 1,8$ mm de
superposition en D (avant/arrière)
Réglage : $\pm 2,0$ mm

Instructions d'installation



b  4*20 SCREWS

a  4*16 SCREWS

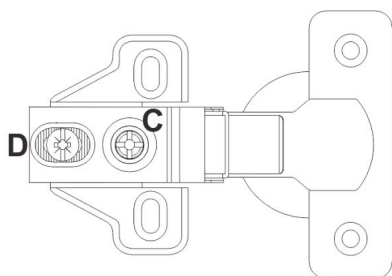


Φ35 FIXE SUR UN SENS BRAS COURTS TAMPON HYDRAULIQUE

CHARNIÈRES



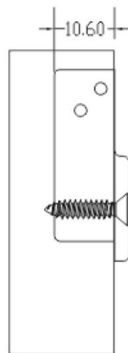
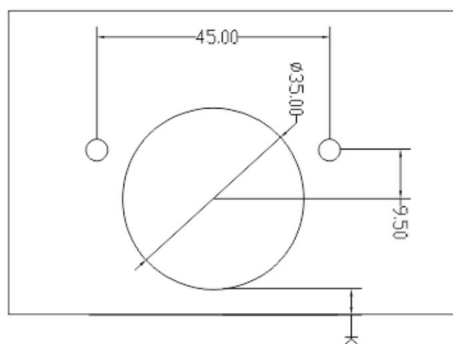
Plage de réglage :



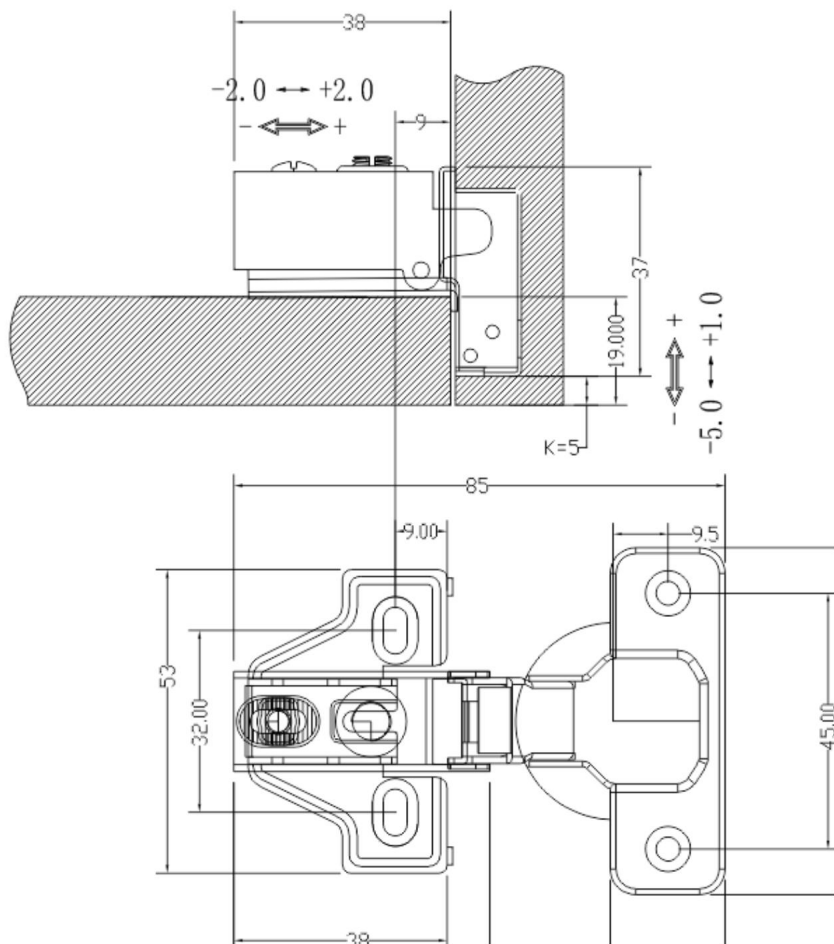
C Superposition (gauche/droite)

Réglage : $\pm 1,0$ mm de
superposition en D (avant/arrière)

Réglage : $\pm 2,0$ mm



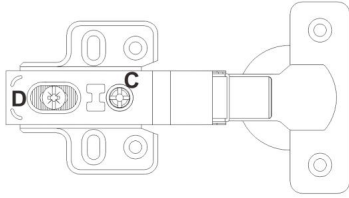
H \ K	3	4	5	6
0	16	17	18	19



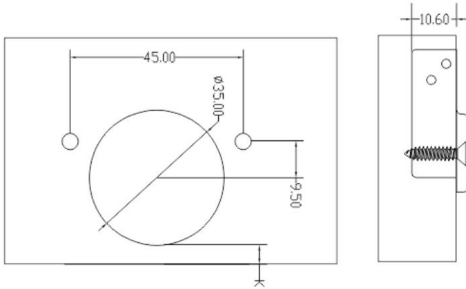
Φ35 CHARNIÈRES HYDRAULIQUES À CLIP UNIDIRECTIONNELLES



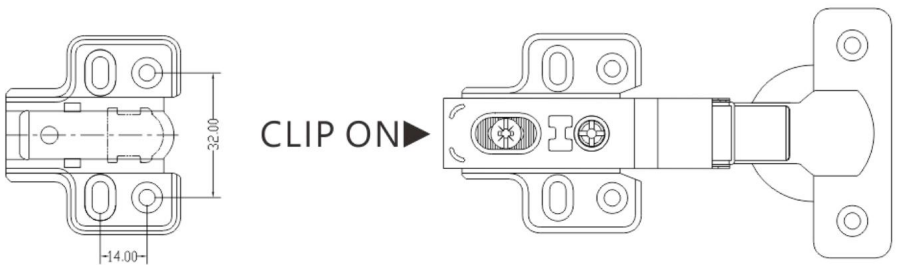
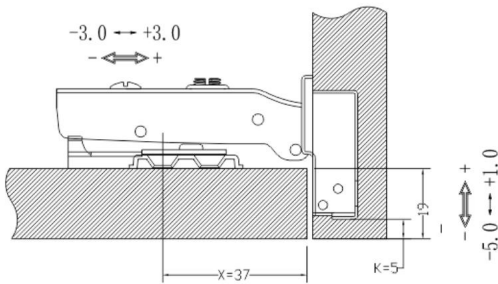
Plage de réglage :



C Superposition (gauche/droite)
 Réglage : $\pm 1,0$ mm de
 superposition en D (avant/arrière)
 Réglage : $\pm 3,0$ mm



H \ K	3	4	5	6
0	16	17	18	19

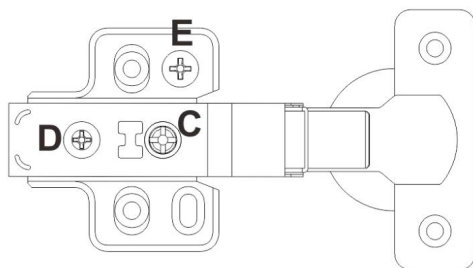


Φ35 CLIP ON UNIQUE (3D) SIX VOIES RÉGLABLES HYDRAULIQUES

CHARNIÈRE DE TAMPONNAGE



Plage de réglage :



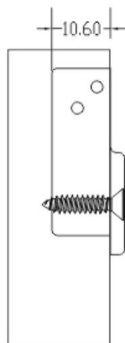
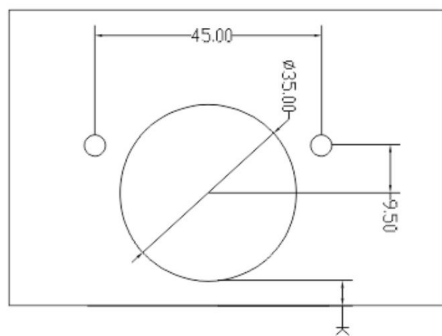
C Superposition (gauche/droite)

Réglage : $\pm 1,0$ mm de superposition en D (avant/arrière)

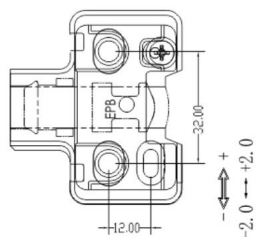
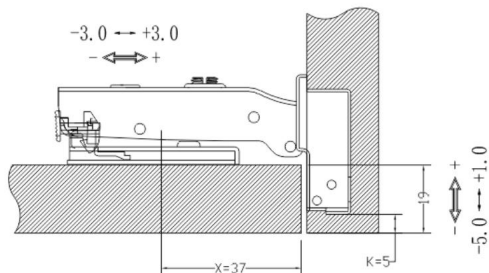
Réglage : $\pm 3,0$ mm E

Overlay (haut/bas)

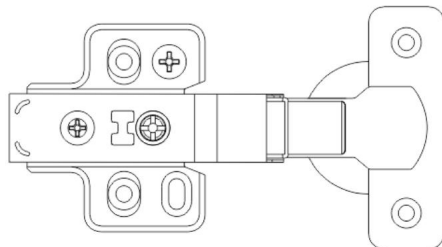
Réglage : $\pm 2,0$ mm



H \ K	3	4	5	6
0	16	17	18	19



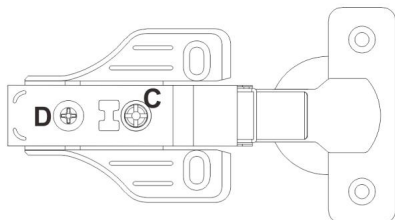
CLIP ON ►



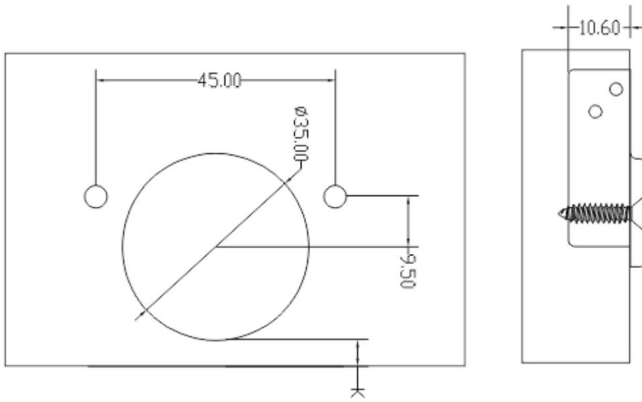
**Φ35 CLIP SUR UNE VOIE (2D) QUATRE VOIES RÉGLABLE HYDRAULIQUE
CHARNIÈRES TAMPONNANTES**



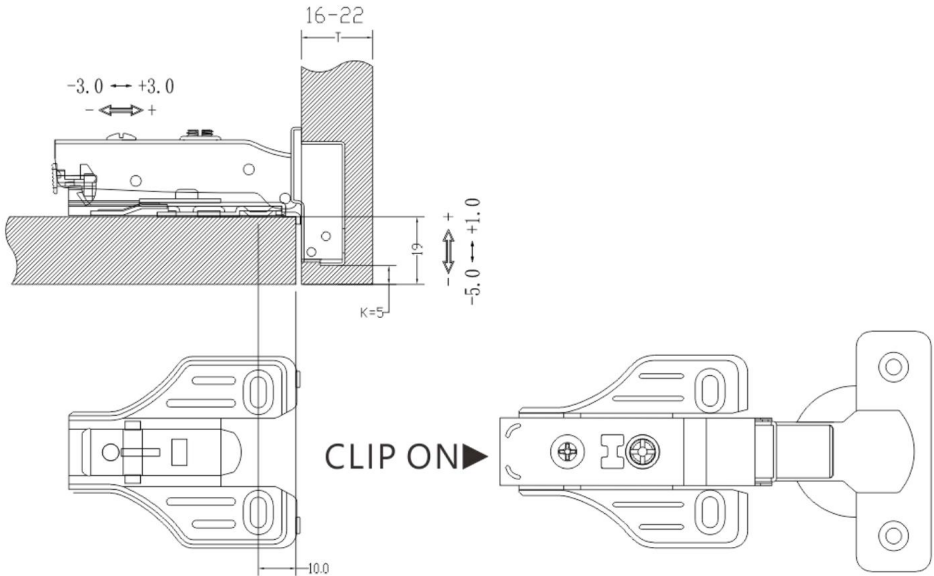
Plage de réglage :



C Superposition (gauche/droite)
Réglage : $\pm 1,0$ mm de
superposition en D (avant/arrière)
Réglage : $\pm 3,0$ mm



H \ K	3	4	5	6
0	16	17	18	19



Fabricant : Shanghaimuxinmuyeyouxiangongsi Adresse :
Shuangchenglu 803nong11hao1602A-1609shi, baoshanqu, shanghai 200000 CN.

Importé en Australie : SIHAO PTY LTD. 1 ROKEVA STREETEASTWOOD NSW 2122
Australie

Importé aux États-Unis : Sanven Technology Ltd. Suite 250, 9166 Anaheim Place,
Rancho Cucamonga, CA 91730



YH CONSULTING LIMITED. C/O YH Consulting Limited
Bureau 147, Centurion House, London Road, Staines-
upon-Thames, Surrey, TW18 4AX



E-CrossStu GmbH
Mainzer Landstr.69,
60329 Francfort-sur-le-Main.

VEVOR®

TOUGH TOOLS, HALF PRICE

Assistance technique et certificat de garantie
électronique www.vevor.com/support

VEVOR[®]

TOUGH TOOLS, HALF PRICE

Technischer Support und E-Garantie-Zertifikat www.vevor.com/support

SCHRANKSCHARNIERE

**MODELL: PHS25101-40/ PHS23701-40/PHS25101-50
/PHS23701-50/PHS25001-60/PHS23601-60/PHS25201-20
/PHS25201-30/PHS24501-40/PHS24501-50/PHS25201-60**

Wir sind weiterhin bestrebt, Ihnen Werkzeuge zu wettbewerbsfähigen Preisen anzubieten.

„Sparen Sie die Hälfte“, „Halber Preis“ oder andere ähnliche Ausdrücke, die wir verwenden, stellen nur eine Schätzung der Ersparnis dar, die Sie beim Kauf bestimmter Werkzeuge bei uns im Vergleich zu den großen Topmarken erzielen können, und decken nicht unbedingt alle von uns angebotenen Werkzeugkategorien ab. Wir möchten Sie freundlich daran erinnern, bei der Bestellung bei uns sorgfältig zu prüfen, ob Sie im Vergleich zu den großen Topmarken tatsächlich die Hälfte sparen.

VEVOR®

TOUGH TOOLS, HALF PRICE

Schrankscharniere

MODELL: MODELL: PHS25101-40/ PHS23701-40/PHS25101-50

/PHS23701-50/PHS25001-60/PHS23601-60/PHS25201-20

/PHS25201-30/PHS24501-40/PHS24501-50/PHS25201-60



PHS23601-60



PHS25001-60



PHS23701-40/50



PHS25101-40/50



PHS25201-20/30/60



PHS24501-40/50

Brauchen Sie Hilfe? Kontaktieren Sie uns!

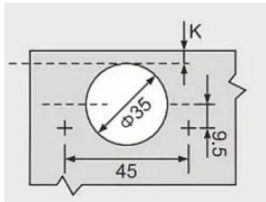
Haben Sie Fragen zum Produkt? Benötigen Sie technischen Support? Bitte kontaktieren Sie uns:

Technischer Support und E-Garantie-Zertifikat www.vevor.com/support

Dies ist die Originalanleitung. Bitte lesen Sie alle Anweisungen sorgfältig durch, bevor Sie das Gerät in Betrieb nehmen. VEVOR behält sich eine klare Auslegung unserer Bedienungsanleitung vor. Das Erscheinungsbild des Produkts richtet sich nach dem Produkt, das Sie erhalten haben. Bitte verzeihen Sie uns, dass wir Sie nicht erneut informieren, wenn es Technologie- oder Software-Updates für unser Produkt gibt.

PARAMETERLISTE

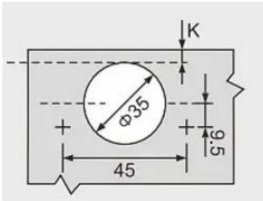
ÿ35 CLIP-ON-HYDRAULISCHE EINWEG-PUFFERSCHARNIERE



Modell	PHS23601
Becherdurchmesser	35
Tassentiefe	10.6
Tassenmuster	45
Öffnung	100 °
Beenden	Vernickelt
(K)	5
Überlagerung	Vollständige Überlagerung
Max. dynamische Belastung (Pfund/kg)	16,5/7,5

Stückliste

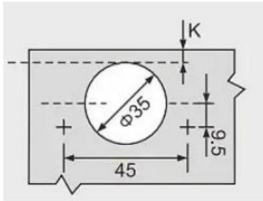
Code	Bild	Name	PHS23601-60
1		SCHARNIERE	60
2		4*16 SCHRAUBEN	12*30=360

ÿ35 FEST AUF EINWEG KURZEN ARMEN HYDRAULISCHE PUFFER**SCHARNIERE**

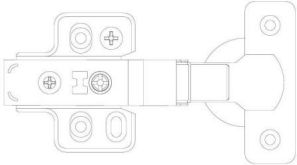
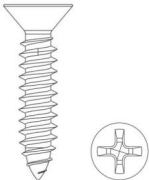
Modell	PHS25001
Becherdurchmesser	35
Tassentiefe	10.6
Tassenmuster	45
Öffnung	100°
Beenden	Vernickelt
Überlagerung	Vollständige Überlagerung
(K)	5
Max. dynamische Belastung (Pfund/kg)	7,7/3,5

Stückliste			
Code	Bild	Name	PHS25001-60
1		SCHARNIERE	60
2		4*16 SCHRAUBEN	8*30=240
3		NÜSSE (Optional)	4*30=120
4		SCHRAUBEN (Optional)	4*30=120

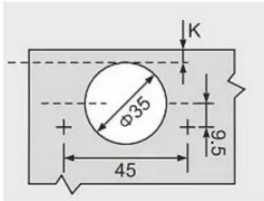
ÿ35 CLIP ON EINWEG (3D) SECHSFACH EINSTELLBAR HYDRAULISCH PUFFERSCHARNIERE



Modell	PHS23701
Becherdurchmesser	35
Tassentiefe	10.6
Tassenmuster	45
Öffnung	100°
Beenden	Vernickelt
Überlagerung	5
(K)	Vollständige Überlagerung
Max. dynamische Belastung (Pfund/kg)	16,5/7,5

Stückliste				
Code	Bild	Name	PHS23701 -50	PHS23701 -40
1		SCHARNIERE	50	40
2		4*16 SCHRAUBEN S	10*25=250 10*20=200	

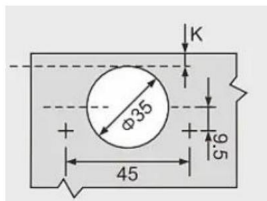

ϕ35 CLIP ON EINWEG (2D) VIERWEGE EINSTELLBAR HYDRAULISCH PUFFERSCHARNIERE



Modell	PHS25101
Becherdurchmesser	35
Tassentiefe	10.6
Tassenmuster	45
Öffnung	100
Beenden	Vernickelt
Überlagerung	5
(K)	Vollständige Überlagerung
Max. dynamische Belastung (Pfund/kg)	16,5/7,5

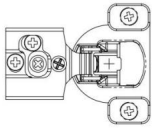




Stückliste				
Code	Bild	Name	PHS25101- 50	PHS25101- 40
1		SCHARNIERE	50	40
2		4*16 SCHRAUBEN S	8*25=200	8*20=160

ÿ35(3D)6-FACH EINSTELLBARE SOFT-CLOSE-SCHARNIERE FÜR DEN FRONTRAHMEN



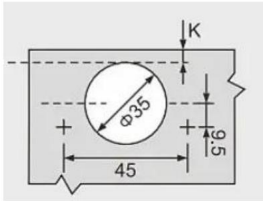
Modell	PHS25201
Becherdurchmesser	35
Tassentiefe	10.5
Tassenmuster	45
Öffnung	105
Beenden	Vernickelt
Überlagerung	3
(K)	1/2" / 12,7
Max. dynamische Belastung (Pfund/kg)	7,7/3,5

Stückliste

Codebild	Name	PHS25201	PHS25201	PHS25201
		-60	-30	-20
1	 SCHARNIERE	60	40	20
2	 4*16 SCHRAUBEN	6*30=180 6*15=90		6*10=60
3	 4*20 SCHRAUBEN	2*30=60	2*15=30	2*10=20
3	 NÜSSE (Optional)	4*30=120 4*15=60		4*10=40
4	 SCHRAUBEN (Optional)	4*30=120 4*15=60		4*10=40

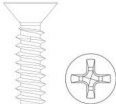
ÿ35(2D)VIERFACH EINSTELLBARER SOFT-CLOSED-GESICHTSRAHMEN

SCHARNIERE



Modell	PHS24501
Becherdurchmesser	35
Tassentiefe	10.5
Tassenmuster	45
Öffnung	105
Beenden	Vernickelt
Überlagerung	3
(K)	1/2" / 12,7
Max. dynamische Belastung (Pfund/kg)	7,7 / 3,5

Stückliste				
Code	Bild	Bezeichnung	PHS24501-50	PHS24501-40
1		SCHARNIERE	50	40
2		4*16 SCHRAUBEN	4*25=150	4*20=120
3		4*20 SCHRAUBEN	2*25=50	2*20=40
4		NÜSSE (Optional)	4*25=100	4*20=80

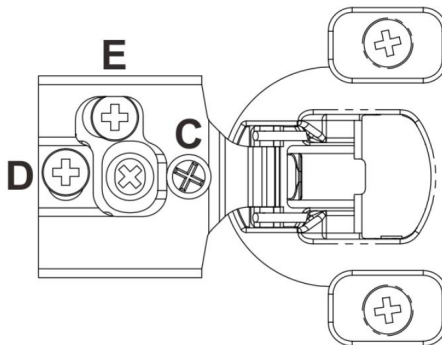
5		SCHRAUBEN (Optional)	4*25=100	4*20=80
---	--	-------------------------	----------	---------

BETRIEB

ÿ35(3D)6-FACH EINSTELLBARE SOFT-CLOSE-SCHARNIERE FÜR DEN FRONTRAHMEN



Einstellbereich:



C- Overlay (links/rechts)

Einstellung: $\pm 1,8$ mm **D**

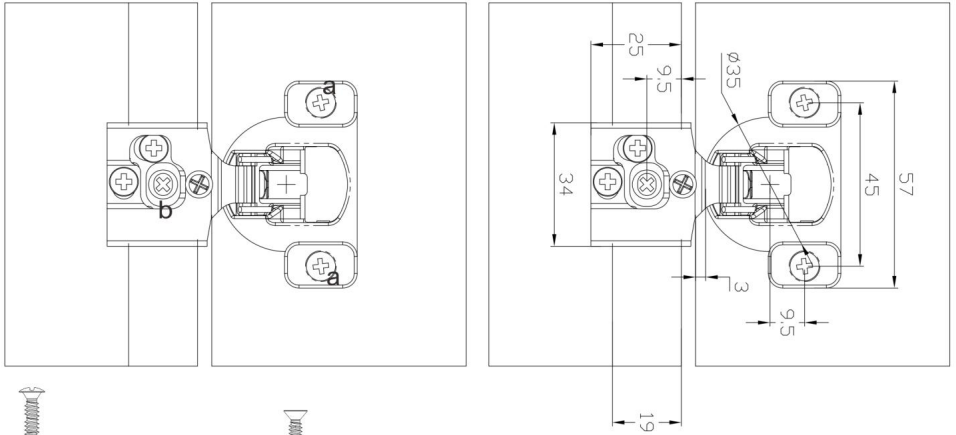
-Overlay (vorne/hinten)

Einstellung: $\pm 2,0$ mm **E-**

Overlay (hoch/runter)

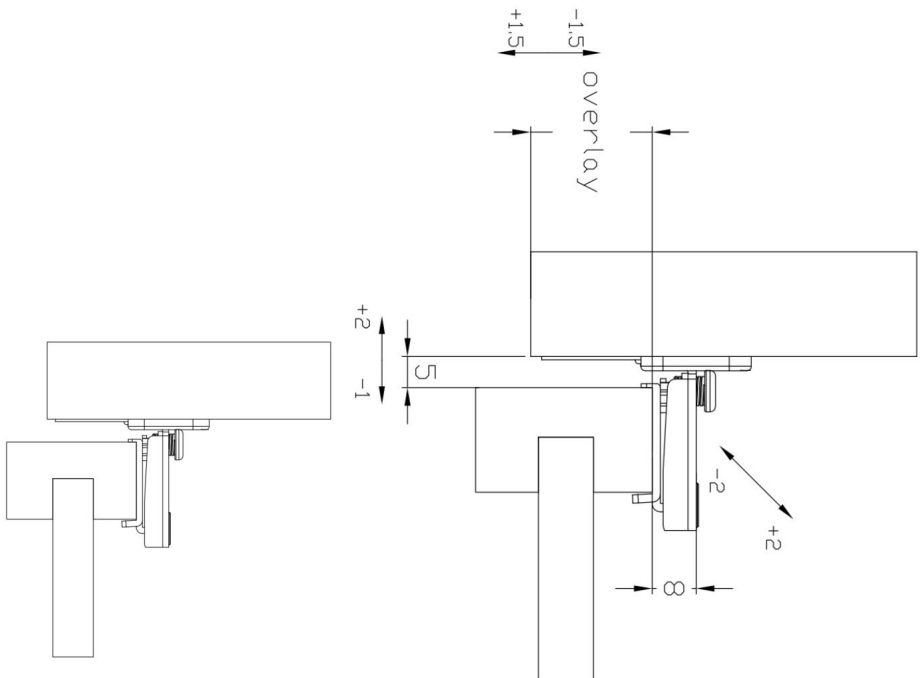
Einstellung: $\pm 1,5$ mm

Installationsanleitung



b  4*20 SCREWS

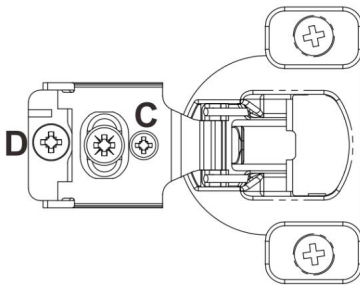
a  4*16 SCREWS



**ÿ35(2D)VIERFACH EINSTELLBARER SOFT-CLOSED-GESICHTSRAHMEN
SCHARNIERE**



Einstellbereich:



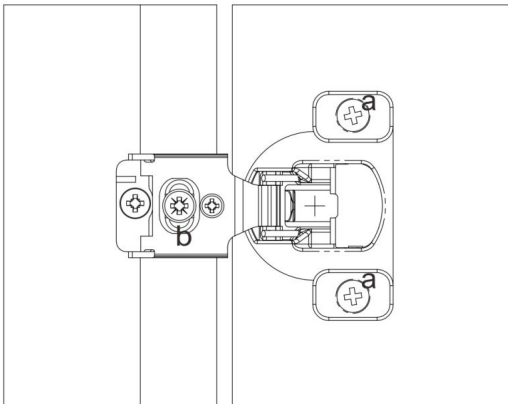
C Overlay (Links/Rechts)

Einstellung: $\pm 1,8$ mm

D -Overlay (vorne/hinten)

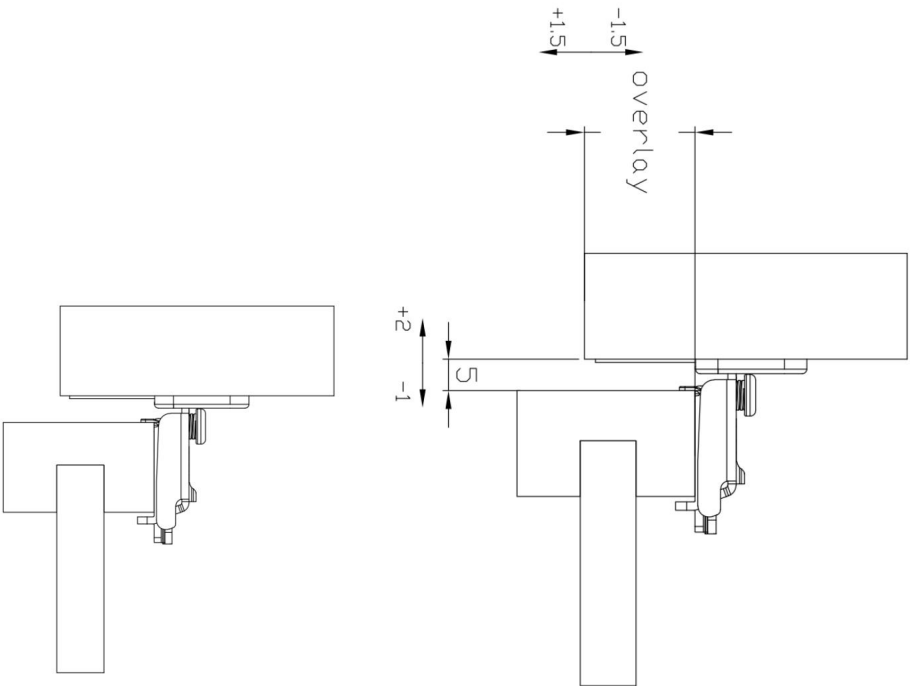
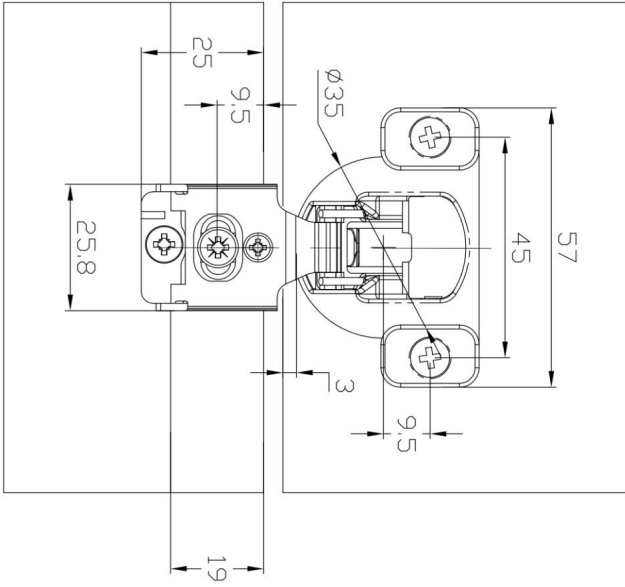
Einstellung: $\pm 2,0$ mm

Installationsanleitung



b  4*20 SCREWS

a  4*16 SCREWS

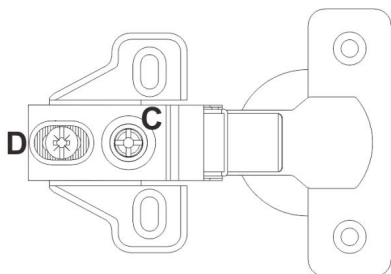


ÿ35 FEST AUF EINWEG KURZEN ARMEN HYDRAULISCHE PUFFER

SCHARNIERE



Einstellbereich:

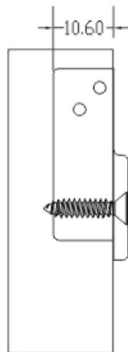
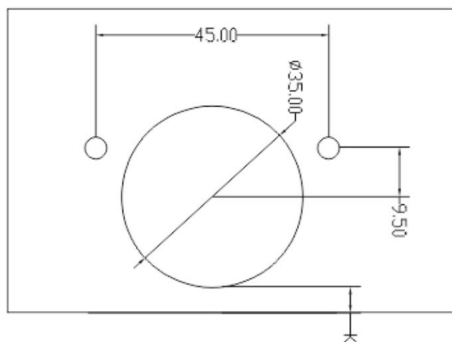


C Overlay (Links/Rechts)

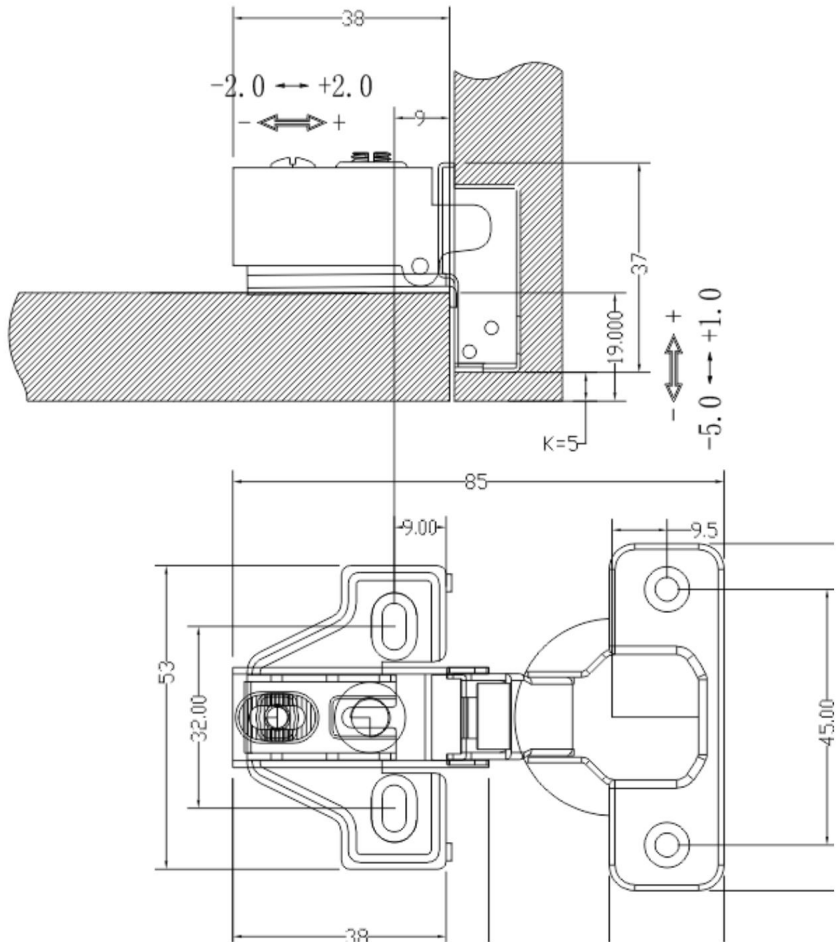
Einstellung: $\pm 1,0\ddot{y}mm$

D- Overlay (vorne/hinten)

Einstellung: $\pm 2,0\text{ mm}$



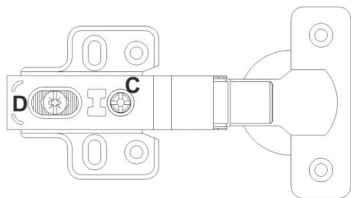
H \ K	3	4	5	6
0	16	17	18	19



ÿ35 CLIP-ON-HYDRAULISCHE EINWEG-PUFFERSCHARNIERE



Einstellbereich:

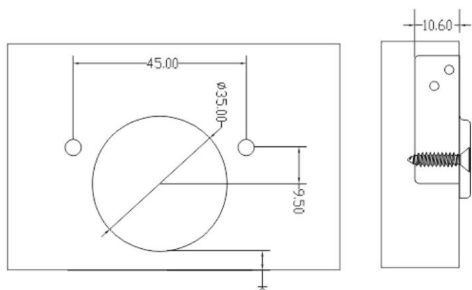


C- Overlay (links/rechts)

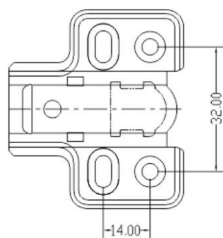
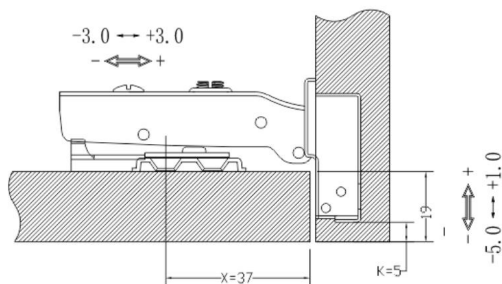
Einstellung: $\pm 1,0\text{mm}$

D- Overlay (vorne/hinten)

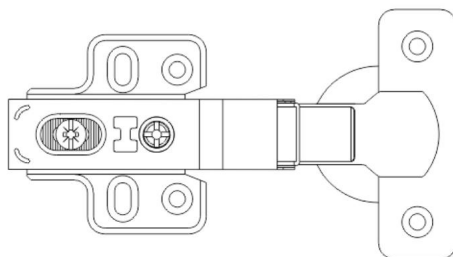
Einstellung: $\pm 3,0\text{ mm}$



H \ K	3	4	5	6
0	16	17	18	19



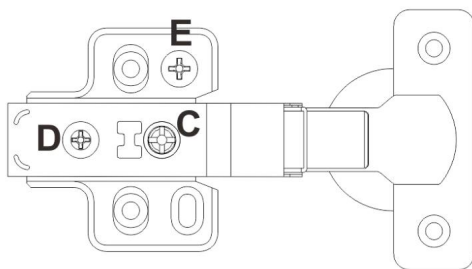
CLIP ON



ÿ35 CLIP ON EINWEG (3D) SECHSFACH EINSTELLBAR HYDRAULISCH PUFFERSCHARNIER



Einstellbereich:



C- Overlay (links/rechts)

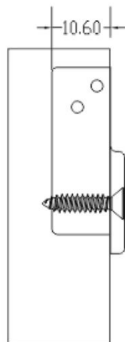
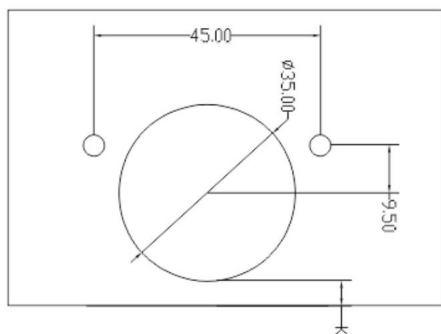
Einstellung: $\pm 1,0$ mm

D- Overlay (vorne/hinten)

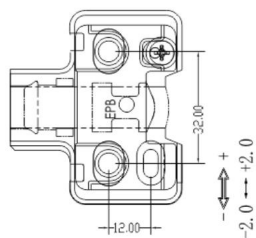
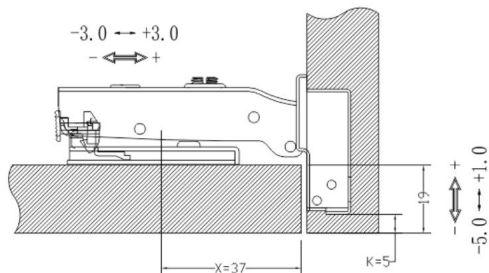
Einstellung: $\pm 3,0$ mm

E- Overlay (hoch/runter)

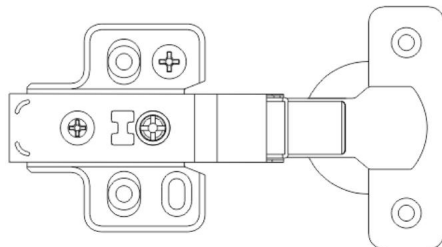
Einstellung: $\pm 2,0$ mm



H \ K	3	4	5	6
0	16	17	18	19



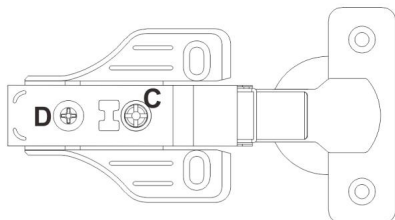
CLIP ON ►



ÿ35 CLIP ON EINWEG (2D) VIERWEGE EINSTELLBAR HYDRAULISCH PUFFERSCHARNIERE



Einstellbereich:

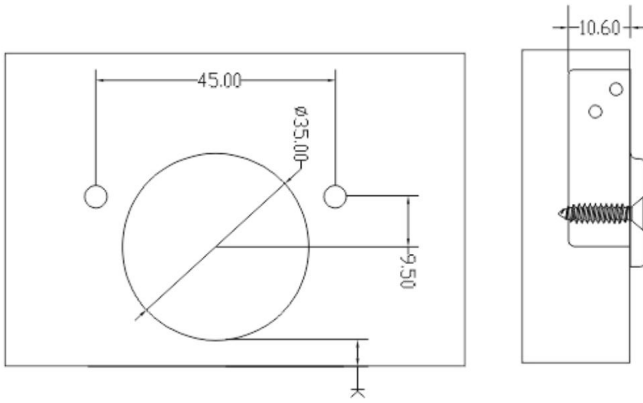


C- Overlay (links/rechts)

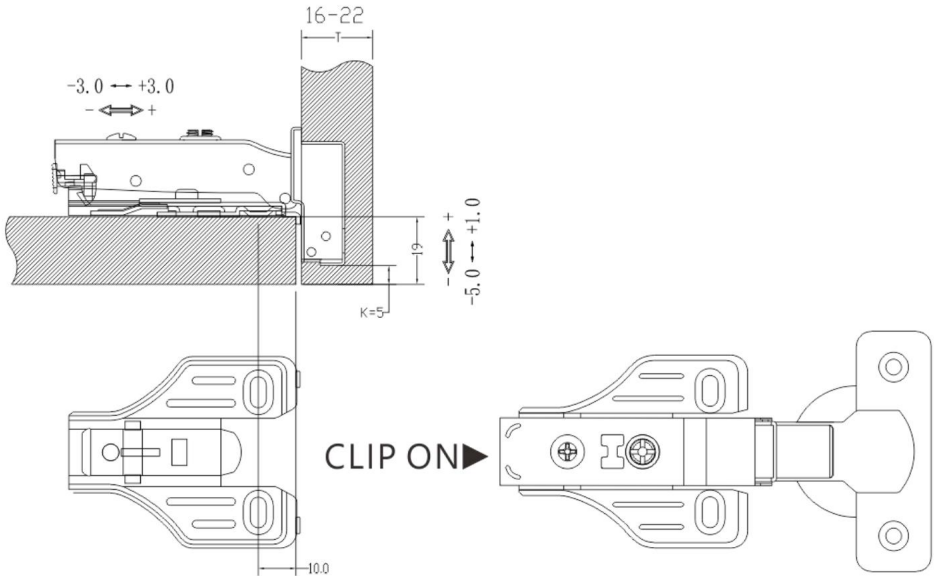
Einstellung: $\pm 1,0\text{mm}$

D- Overlay (vorne/hinten)

Einstellung: $\pm 3,0 \text{ mm}$



H \ K	3	4	5	6
0	16	17	18	19



Hersteller: Shanghaimuxinmuyeyouxiangongsi **Adresse:**

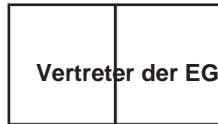
Shuangchenglu 803nong11hao1602A-1609shi, baoshanqu, Shanghai 200000 CN.

Nach AUS importiert: SIHAO PTY LTD. 1 ROKEVA STREETEASTWOOD NSW 2122
Australien

Importiert in die USA: Sanven Technology Ltd. Suite 250, 9166 Anaheim Place,
Rancho Cucamonga, CA 91730



YH CONSULTING LIMITED. C/O YH Consulting Limited
Office 147, Centurion House, London Road, Staines-
upon-Thames, Surrey, TW18 4AX



E-CrossStu GmbH
Mainzer Landstr.69,
60329 Frankfurt am Main.

VEVOR[®]

TOUGH TOOLS, HALF PRICE

Technischer Support und E-Garantie-Zertifikat

www.vevor.com/support

VEVOR[®]

TOUGH TOOLS, HALF PRICE

Supporto tecnico e certificato di garanzia elettronica www.vevor.com/support

CERNIERE PER MOBILI

**MODELLO: PHS25101-40/ PHS23701-40/PHS25101-50
/PHS23701-50/PHS25001-60/PHS23601-60/PHS25201-20
/PHS25201-30/PHS24501-40/PHS24501-50/PHS25201-60**

Continuiamo a impegnarci per fornirvi strumenti a prezzi competitivi.

"Risparmia la metà", "Metà prezzo" o qualsiasi altra espressione simile da noi utilizzata rappresenta solo una stima del risparmio che potresti ottenere acquistando determinati utensili con noi rispetto ai principali marchi principali e non significa necessariamente coprire tutte le categorie di utensili da noi offerti. Ti ricordiamo gentilmente di verificare attentamente quando effettui un ordine con noi se stai effettivamente risparmiando la metà rispetto ai principali marchi principali.

VEVOR[®]

TOUGH TOOLS, HALF PRICE

Cerniere per mobili

MODELLO: MODELLO: PHS25101-40/ PHS23701-40/PHS25101-50

/PHS23701-50/PHS25001-60/PHS23601-60/PHS25201-20

/PHS25201-30/PHS24501-40/PHS24501-50/PHS25201-60



Codice articolo: PHS23601-60



Codice articolo: PHS25001-60



Codice articolo: PHS23701-40/50



Modello PHS25101-40/50



PHS25201-20/30/60



Modello PHS24501-40/50

HAI BISOGNO DI AIUTO? CONTATTACI!

Hai domande sul prodotto? Hai bisogno di supporto tecnico? Non esitare a contattarci:

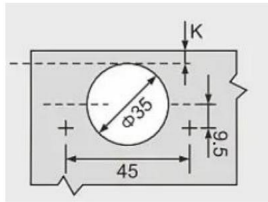
Supporto

**tecnico e certificato di garanzia elettronica [www.vevor.com/](http://www.vevor.com/support)
support**

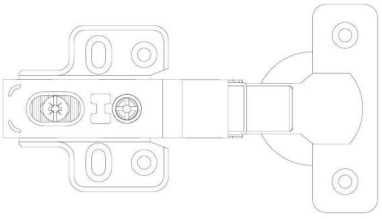
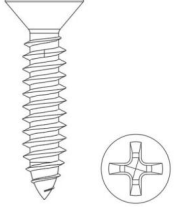
Questa è l'istruzione originale, si prega di leggere attentamente tutte le istruzioni del manuale prima di utilizzare. VEVOR si riserva una chiara interpretazione del nostro manuale utente. L'aspetto del prodotto sarà soggetto al prodotto ricevuto. Vi preghiamo di perdonarci se non vi informeremo di nuovo se ci sono aggiornamenti tecnologici o software sul nostro prodotto.

ELENCO PARAMETRI

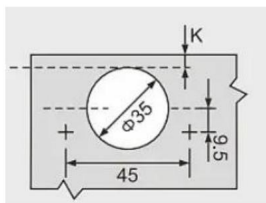
Ø35 CLIP ON CERNIERE IDRAULICHE AMMORTIZZANTI UNIDIREZIONALI



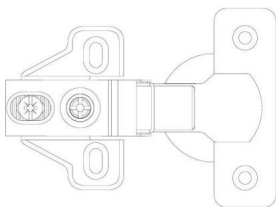



Modello	Numero di modello: PHS23601
Diametro della tazza	35
Profondità della tazza	10.6
Modello di tazza	45
Apertura	100 °
Fine	Nichelato
(il)	5
Sovrapposizione	Sovrapposizione completa
Carico dinamico massimo (libbre/kg)	16.5/7.5

Elenco delle parti			
Codice	Immagine	Nome	Codice articolo: PHS23601-60
1		CERNIERE	60
2		4*16 VITI	12*30=360

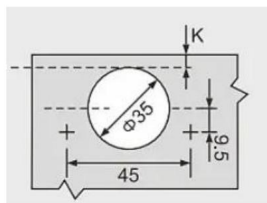
Ø35 FISSATO SU BRACCI CORTI MONODIREZIONALI AMMORTIZZATORE IDRAULICO CERNIERE



Modello	Codice articolo: PHS25001
Diametro della tazza	35
Profondità della tazza	10.6
Modello di tazza	45
Apertura	100°
Fine	Nichelato
Sovrapposizione	Sovrapposizione completa
(il)	5
Carico dinamico massimo (libbre/kg)	7.7/3.5

Elenco delle parti			
Codice	Immagine	Nome	Codice articolo: PHS25001-60
1		CERNIERE	60
2		4*16 VITI	8*30=240
3		NOCI (Opzionale)	4*30=120
4		VITI (Opzionale)	4*30=120

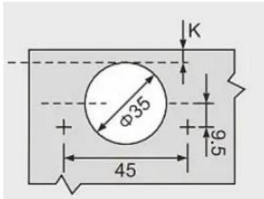
ÿ35 CLIP ON UNIDIREZIONALE (3D) IDRAULICO REGOLABILE A SEI VIE CERNIERE TAMPONATE



Modello	Numero di modello: PHS23701
Diametro della tazza	35
Profondità della tazza	10.6
Modello di tazza	45
Apertura	100
Fine	Nichelato
Sovrapposizione	5
(il)	Sovrapposizione completa
Carico dinamico massimo (libbre/kg)	16.5/7.5

Elenco delle parti				
Codice	Immagine	Nome	Numero di modello: PHS23701	Numero di modello: PHS23701
			-50	-40
1		CERNIERE	50	40
2		4*16 VITE S	10*25=250 10*20=200	

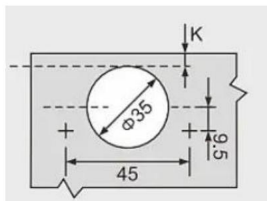

ϕ35 CLIP ON UNIDIREZIONALE (2D) IDRAULICO REGOLABILE A QUATTRO VIE CERNIERE TAMPONATE



Modello	Codice articolo: PHS25101
Diametro della tazza	35
Profondità della tazza	10.6
Modello di tazza	45
Apertura	100
Fine	Nichelato
Sovrapposizione	5
(il)	Sovrapposizione completa
Carico dinamico massimo (libbre/kg)	16.5/7.5

Elenco delle parti				
Codice	Immagine	Nome	PHS25101- 50	PHS25101- 40
1		CERNIERE	50	40
2		4*16 VITE S	8*25=200	8*20=160

γ35(3D)CERNIERE PER TELAIO FRONTALE CON CHIUSURA AMMORTIZZATA REGOLABILI A SEI VIE

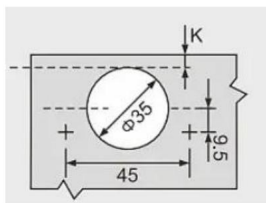


Modello	Codice articolo: PHS25201
Diametro della tazza	35
Profondità della tazza	10.5
Modello di tazza	45
Apertura	105
Fine	Nichelato
Sovrapposizione	3
(il)	1/2" / 12,7
Carico dinamico massimo (libbre/kg)	7.7/3.5

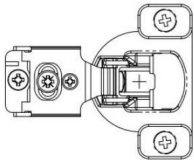



Elenco delle parti

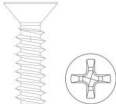
Codice	Immagine	Nome	Codice articolo: PHS25201		
			-60	-30	-20
1		CERNIERE	60	40	20
2		4*16 VITI	6*30=180	6*15=90	6*10=60
3		4*20 VITI	2*30=60	2*15=30	2*10=20
3		NOCI (Opzionale)	4*30=120	4*15=60	4*10=40
4		VITI (Opzionale)	4*30=120	4*15=60	4*10=40

ÿ35(2D)TELAIO FRONTALE A CHIUSURA AMMORTIZZATA REGOLABILE A QUATTRO VIE CERNIERE



Modello	Numero di modello: PHS24501
Diametro della tazza	35
Profondità della tazza	10.5
Modello di tazza	45
Apertura	105°
Fine	Nichelato
Sovrapposizione	3
(ii)	1/2" / 12,7
Carico dinamico massimo (libbre/kg)	7.7 / 3.5

Elenco delle parti				
Codice	Immagine	Nome PHS24501-50 PHS24501-40		
1		CERNIERE	50	40
2		4*16 VITI	4*25=150	4*20=120
3		4*20 VITI	2*25=50	2*20=40
4		NOCI (Opzionale)	4*25=100	4*20=80

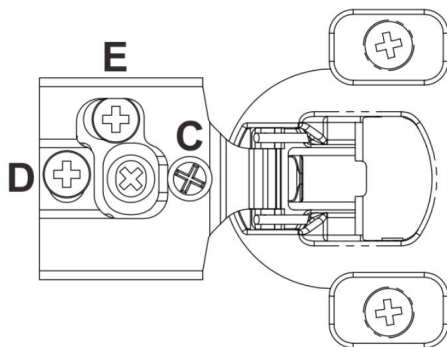
5		VITI (Opzionale)	4*25=100	4*20=80
---	--	---------------------	----------	---------

OPERAZIONE

ÿ35(3D)CERNIERE PER TELAIO FRONTALE CON CHIUSURA AMMORTIZZATA REGOLABILI A SEI VIE



Campo di regolazione:



C Sovrapposizione (sinistra/destra)

Regolazione: $\pm 1,8$ mm D

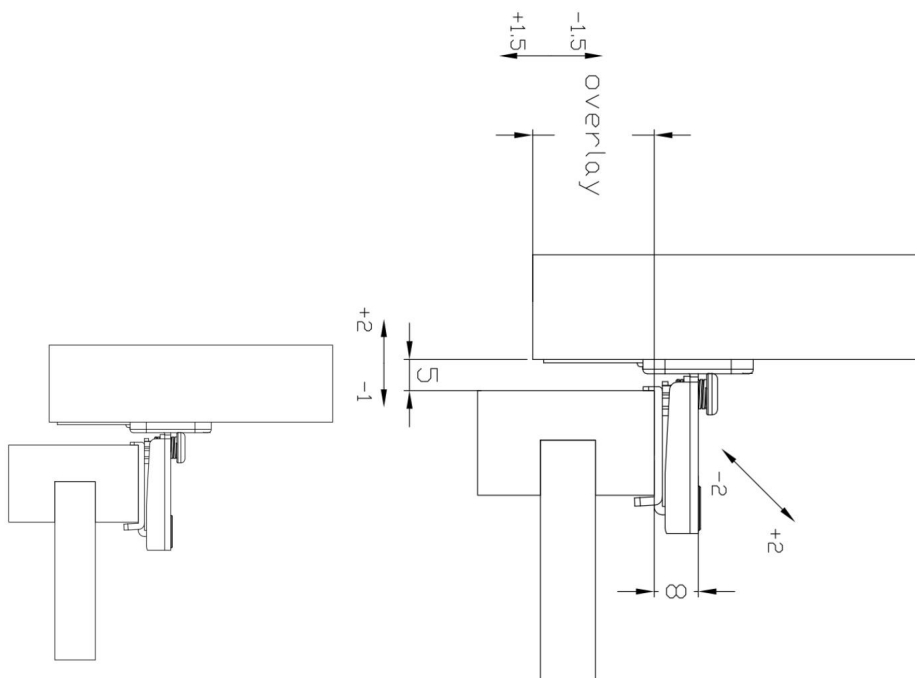
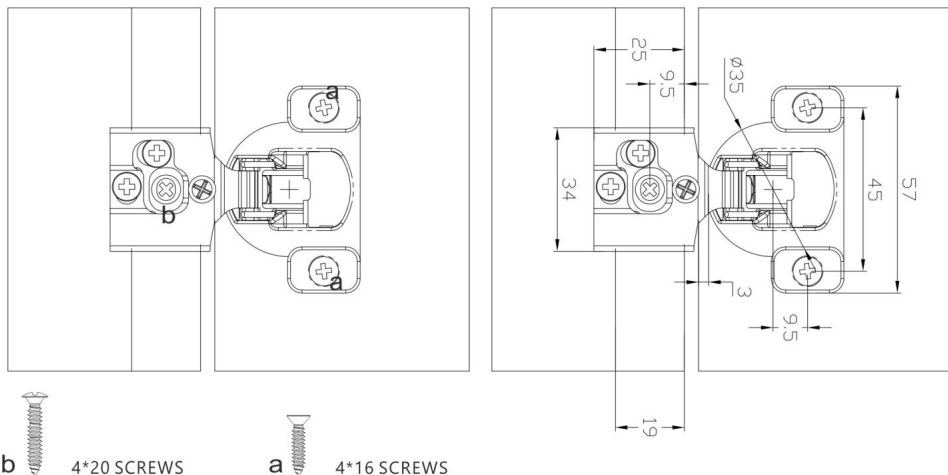
Overlay (anteriore/posteriore)

Regolazione: $\pm 2,0$ mm

E Overlay (su/giù)

Regolazione: $\pm 1,5$ mm

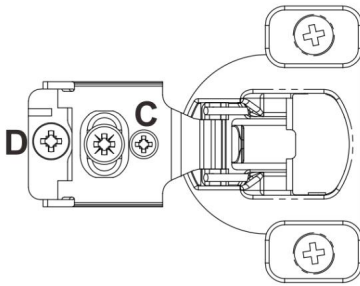
Istruzioni per l'installazione



ÿ35(2D)TELAIO FRONTALE A CHIUSURA AMMORTIZZATA REGOLABILE A QUATTRO VIE
CERNIERE



Campo di regolazione:



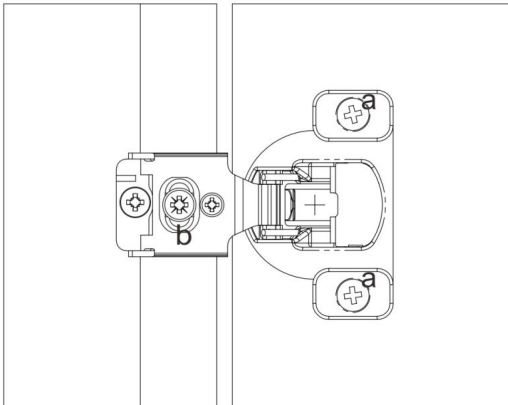
C Sovrapposizione (sinistra/destra)

Regolazione: $\pm 1,8$ mm D

Overlay (anteriore/posteriore)

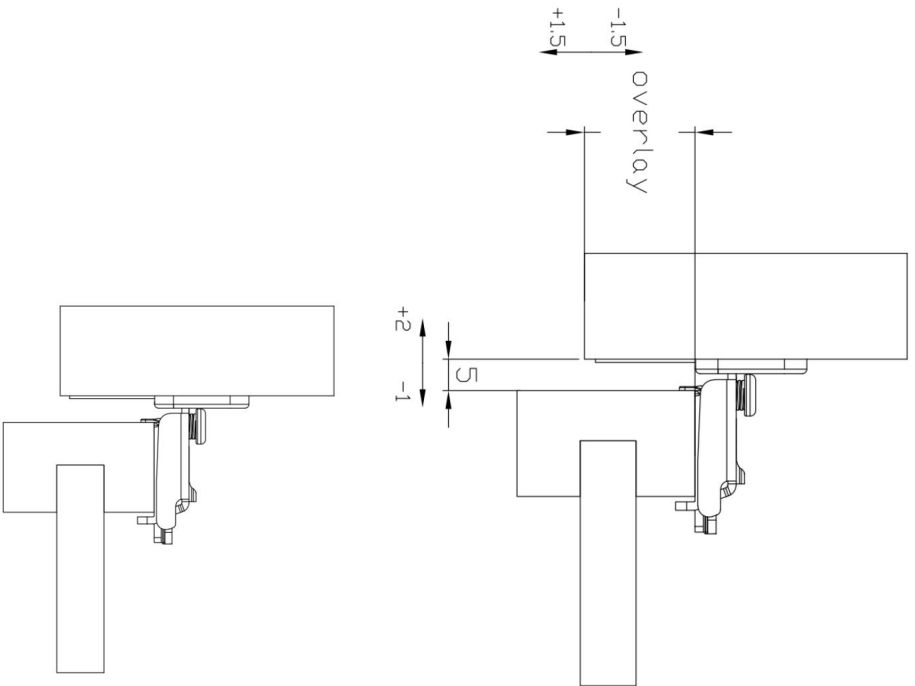
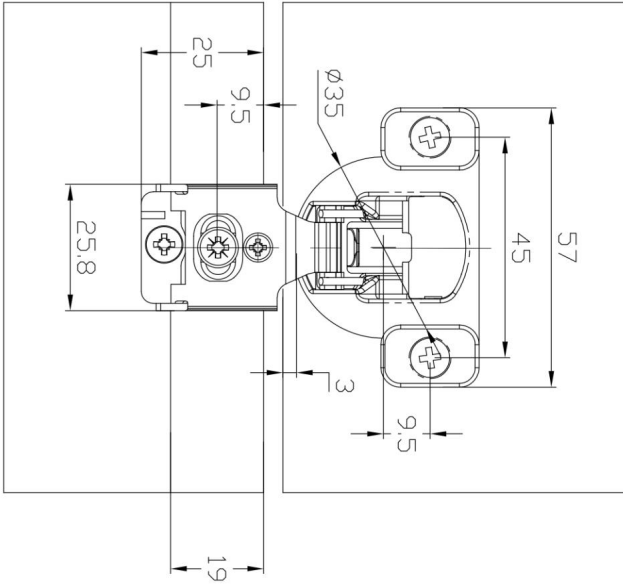
Regolazione: $\pm 2,0$ mm

Istruzioni per l'installazione



b  4*20 SCREWS

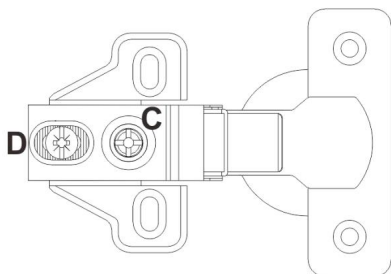
a  4*16 SCREWS



**ÿ35 FISSATO SU BRACCI CORTI MONODIREZIONALI AMMORTIZZATORE IDRAULICO
CERNIERE**



Campo di regolazione:

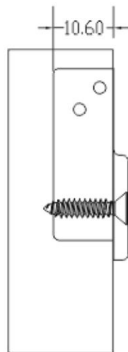
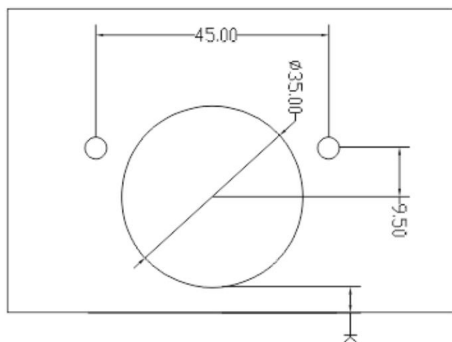


C Sovrapposizione (sinistra/destra)

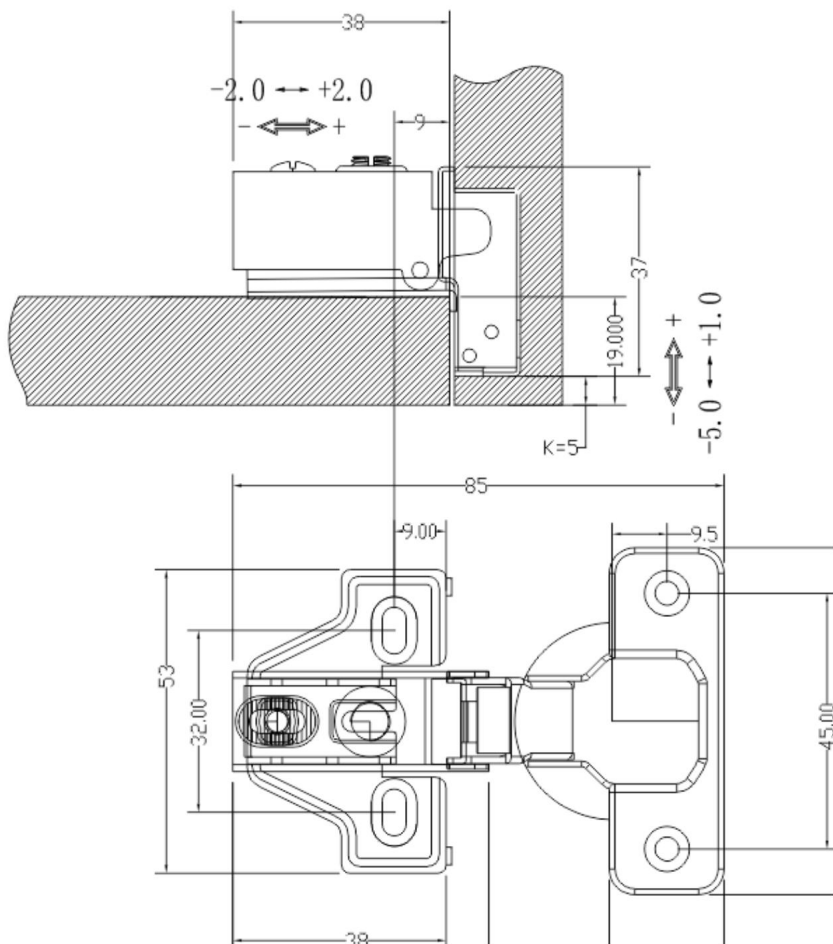
Regolazione: $\pm 1,0$ mm D

Overlay (anteriore/posteriore)

Regolazione: $\pm 2,0$ mm



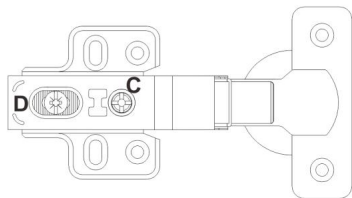
H \ K	3	4	5	6
0	16	17	18	19



ÿ35 CLIP ON CERNIERE IDRAULICHE AMMORTIZZANTI UNIDIREZIONALI



Campo di regolazione:

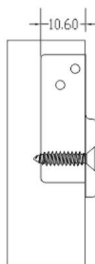
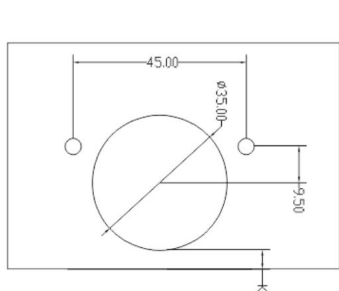


C Sovrapposizione (sinistra/destra)

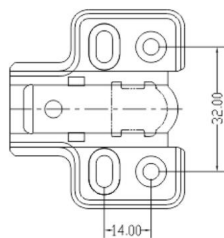
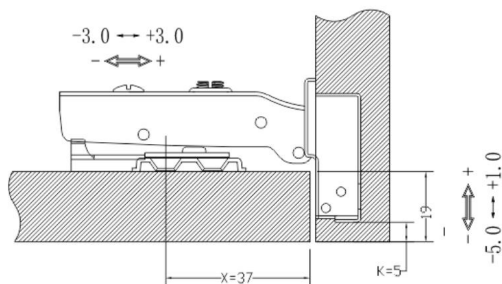
Regolazione: $\pm 1,0$ mm D

Overlay (anteriore/posteriore)

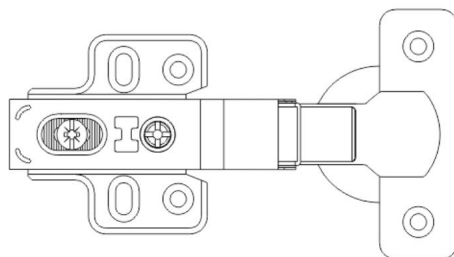
Regolazione: $\pm 3,0$ mm



H \ K	3	4	5	6
0	16	17	18	19



CLIP ON ▶

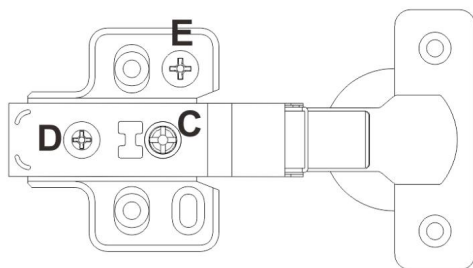


ÿ35 CLIP ON UNIDIREZIONALE (3D) IDRAULICO REGOLABILE A SEI VIE

CERNIERA DI TAMPONAMENTO



Campo di regolazione:



C Sovrapposizione (sinistra/destra)

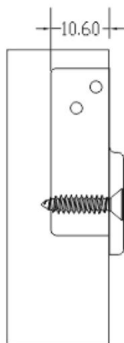
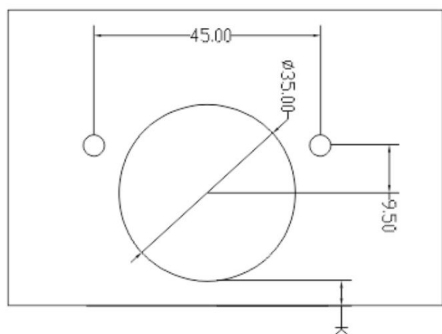
Regolazione: $\pm 1,0$ mm D

Overlay (anteriore/posteriore)

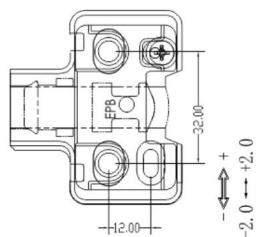
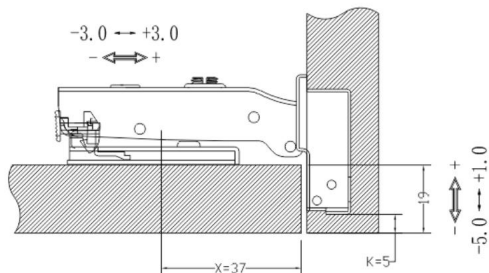
Regolazione: $\pm 3,0$ mm E

Overlay (su/giù)

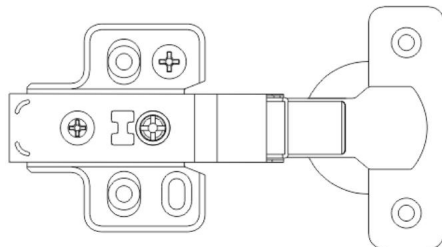
Regolazione: $\pm 2,0$ mm



H \ K	3	4	5	6
0	16	17	18	19



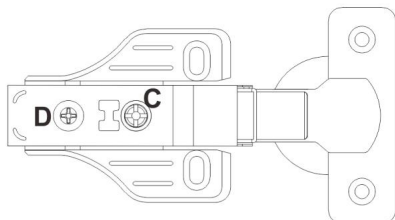
CLIP ON ►



**γ35 CLIP ON UNIDIREZIONALE (2D) IDRAULICO REGOLABILE A QUATTRO VIE
CERNIERE TAMPONATE**



Campo di regolazione:

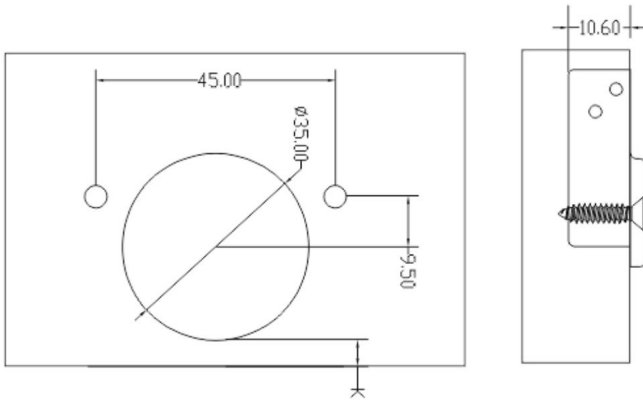


C Sovrapposizione (sinistra/destra)

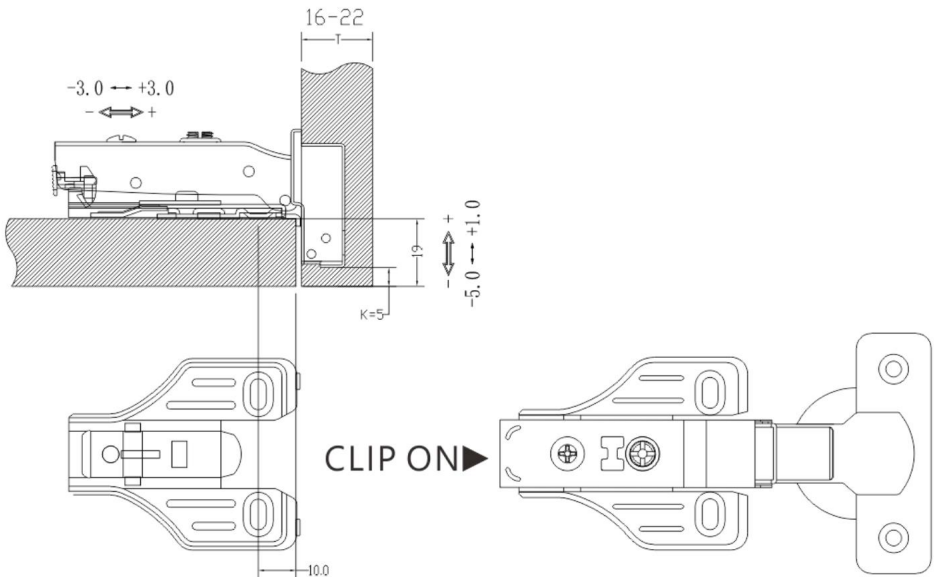
Regolazione: ±1,0 mm D

Overlay (anteriore/posteriore)

Regolazione: ±3,0 mm



H \ K	3	4	5	6
0	16	17	18	19



Produttore: Shanghaimuxinmuyeyouxiangongsi **Indirizzo:**

Shuangchenglu 803nong11hao1602A-1609shi, baoshanqu, shanghai 200000 CN.

Importato in AUS: SIHAO PTY LTD. 1 ROKEVA STREETEASTWOOD NSW 2122
Australia

Importato negli USA: Sanven Technology Ltd. Suite 250, 9166 Anaheim Place,
Rancho Cucamonga, CA 91730



YH CONSULTING LIMITED. C/O YH Consulting Limited
Ufficio 147, Centurion House, London Road, Staines-
upon-Thames, Surrey, TW18 4AX



E-CrossStu GmbH
Mainzer Landstr.69,
60329 Francoforte sul Meno.

VEVOR®

TOUGH TOOLS, HALF PRICE

**Supporto tecnico e certificato di garanzia
elettronica www.vevor.com/support**

VEVOR®

TOUGH TOOLS, HALF PRICE

Soporte técnico y certificado de garantía electrónica www.vevor.com/support

BISAGRAS DE GABINETE

MODELO: PHS25101-40/ PHS23701-40/PHS25101-50
/PHS23701-50/PHS25001-60/PHS23601-60/PHS25201-20
/PHS25201-30/PHS24501-40/PHS24501-50/PHS25201-60

Seguimos comprometidos a brindarle herramientas a precios competitivos.

"Ahorre la mitad", "mitad de precio" o cualquier otra expresión similar que utilicemos solo representa una estimación del ahorro que podría obtener al comprar ciertas herramientas con nosotros en comparación con las principales marcas y no necesariamente significa que cubra todas las categorías de herramientas que ofrecemos. Le recordamos que, al realizar un pedido con nosotros, verifique cuidadosamente si realmente está ahorrando la mitad en comparación con las principales marcas.

VEVOR[®]

TOUGH TOOLS, HALF PRICE

Bisagras para gabinetes

MODELO: MODELO: PHS25101-40/ PHS23701-40/PHS25101-50
/PHS23701-50/PHS25001-60/PHS23601-60/PHS25201-20
/PHS25201-30/PHS24501-40/PHS24501-50/PHS25201-60



PHS23601-60



PHS25001-60




PHS23701-40/50



PHS25101-40/50



PHS25201-20/30/60



PHS24501-40/50

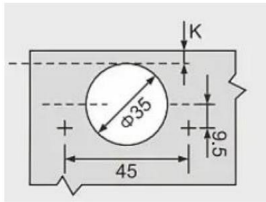
¿NECESITAS AYUDA? ¡CONTACTANOS!

¿Tiene preguntas sobre el producto? ¿Necesita asistencia técnica? No dude en ponerse en contacto con

nosotros: Asistencia técnica y certificado de garantía electrónica
www.vevor.com/support

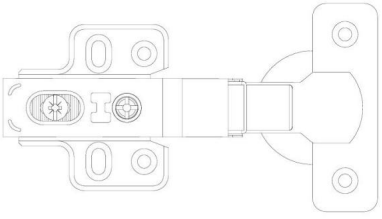
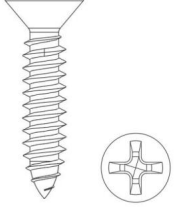
Estas son las instrucciones originales, lea atentamente todas las instrucciones del manual antes de utilizar el producto. VEVOR se reserva una interpretación clara de nuestro manual de usuario. La apariencia del producto estará sujeta al producto que recibió. Perdónenos por no informarle nuevamente si hay actualizaciones de tecnología o software en nuestro producto

LISTA DE PARÁMETROS

BISAGRAS DE AMORTIGUACIÓN HIDRÁULICA UNIDIRECCIONALES CON CLIP $\Phi 35$ 

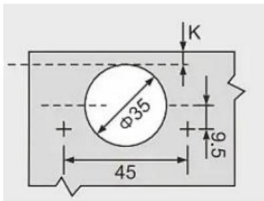
Modelo	PHS23601
Diámetro de la copa	35
Profundidad de la taza	10.6
Patrón de taza	45
Apertura	100°
Finalizar	Niquelado
(K)	5
Cubrir	Superposición completa
Carga dinámica máxima (libras/kg)	16,5/7,5

Lista de piezas

Código	Imagen	Nombre	PHS23601-60
1		BISAGRAS	60
2		4*16 TORNILLOS	12*30=360

Φ35 FIJO EN UN SENTIDO, BRAZOS CORTOS, AMORTIGUACIÓN HIDRÁULICA

BISAGRAS

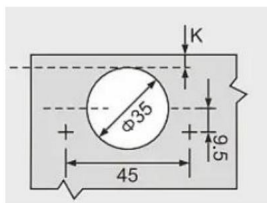


Modelo	PHS25001
Diámetro de la copa	35
Profundidad de la taza	10,6
Patrón de taza	45
Apertura	100 °
Finalizar	Niquelado
Cubrir	Superposición completa
(K)	5
Carga dinámica máxima (libras/kg)	7,7/3,5

Lista de piezas			
Código	Imagen	Nombre	PHS25001-60
1		BISAGRAS	60
2		4*16 TORNILLOS	8*30=240
3		COJONES (Opcional)	4*30=120
4		TORNILLOS (Opcional)	4*30=120

Φ35 CLIP ON DE UNA VÍA (3D) HIDRÁULICO AJUSTABLE DE SEIS VÍAS

BISAGRAS AMORTIGUADORAS

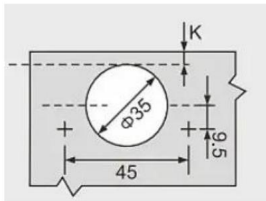


Modelo	PHS23701
Diámetro de la copa	35
Profundidad de la taza	10.6
Patrón de taza	45
Apertura	100 °
Finalizar	Niquelado
Cubrir	5
(K)	Superposición completa
Carga dinámica máxima (libras/kg)	16,5/7,5

Lista de piezas				
Código	Imagen	Nombre	PHS23701 -50	PHS23701 -40
1		BISAGRAS	50	40
2		4*16 TORNILLO S	10*25=250 10*20=200	

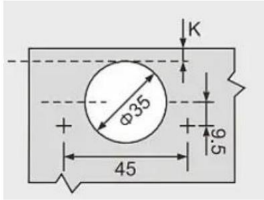
Φ35 CLIP EN UNA VÍA (2D) CUATRO VÍAS AJUSTABLE HIDRÁULICO

BISAGRAS AMORTIGUADORAS



Modelo	PHS25101
Diámetro de la copa	35
Profundidad de la taza	10,6
Patrón de taza	45
Apertura	100 °
Finalizar	Niquelado
Cubrir	5
(K)	Superposición completa
Carga dinámica máxima (libras/kg)	16,5/7,5

Lista de piezas				
Código	Imagen	Nombre	PHS25101- 50	PHS25101- 40
1		BISAGRAS	50	40
2		4*16 TORNILLO S	8*25=200	8*20=160

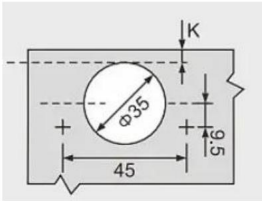
BISAGRAS PARA MARCO FRONTAL CON CIERRE SUAVE Y AJUSTABLES DE SEIS POSICIONES $\phi 35(3D)$ 

Modelo	PHS25201
Diámetro de la copa	35
Profundidad de la taza	10.5
Patrón de taza	45
Apertura	105
Finalizar	Niquelado
Cubrir	3
(K)	1/2" / 12,7
Carga dinámica máxima (libras/kg)	7,7/3,5

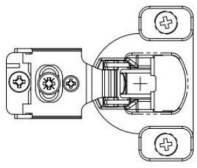



Lista de piezas

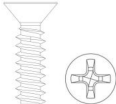
Imagen de código	Nombre	PHS25201	PHS25201	PHS25201
		-60	-30	-20
1	BISAGRAS	60	40	20
2	4*16 TORNILLOS	6*30=180 6*15=90		6*10=60
3	4*20 TORNILLOS	2*30=60	2*15=30	2*10=20
3	COJONES (Opcional)	4*30=120 4*15=60		4*10=40
4	TORNILLOS (Opcional)	4*30=120 4*15=60		4*10=40

MARCO FRONTAL CON CIERRE SUAVE AJUSTABLE DE CUATRO PUNTAS $\Phi 35(2D)$
BISAGRAS



Modelo	PHS24501
Diámetro de la copa	35
Profundidad de la taza	10,5
Patrón de taza	45
Apertura	105 °
Finalizar	Niquelado
Cubrir	3
(K)	1/2" / 12,7
Carga dinámica máxima (libras/kg)	7,7 / 3,5

Lista de piezas				
Código	Imagen	Nombre	PHS24501-50	PHS24501-40
1		BISAGRAS	50	40
2		4*16 TORNILLOS	4*25=150	4*20=120
3		4*20 TORNILLOS	2*25=50	2*20=40
4		COJONES (Opcional)	4*25=100	4*20=80

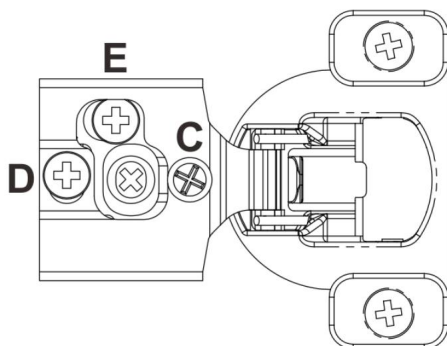
5		TORNILLOS (Opcional)	4*25=100	4*20=80
---	--	--------------------------------	----------	---------

OPERACIÓN

BISAGRAS PARA MARCO FRONTAL CON CIERRE SUAVE Y AJUSTABLES DE SEIS POSICIONES $\Phi 35(3D)$



Rango de ajuste:



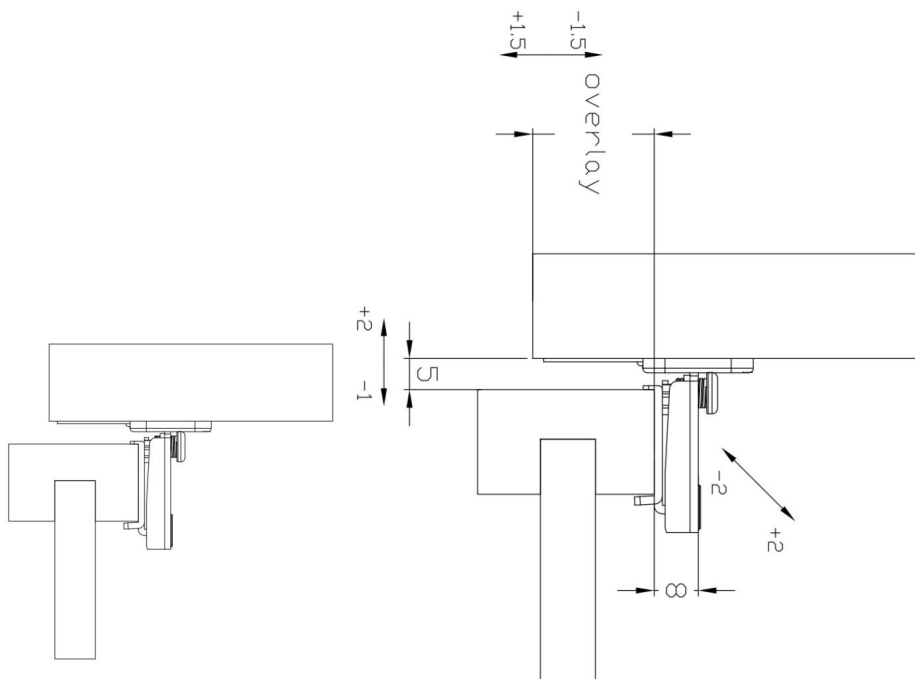
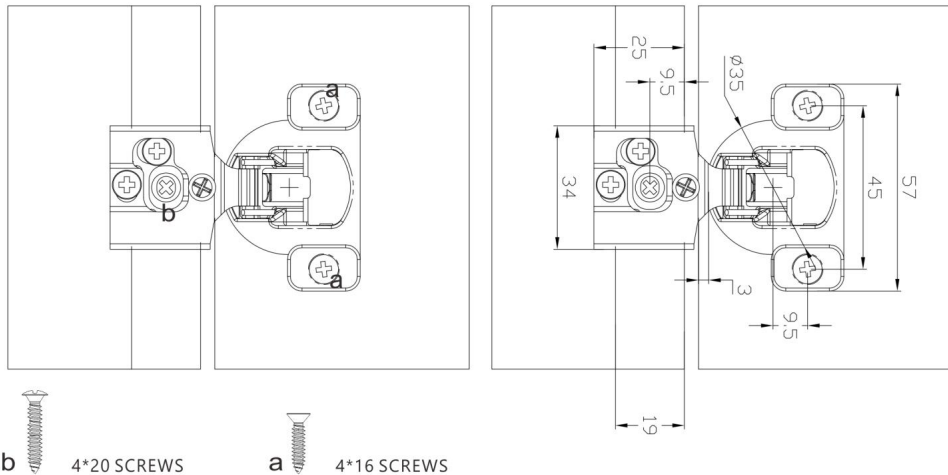
C Superposición (izquierda/derecha)

Ajuste: $\pm 1,8$ mm de
superposición D (delantera/trasera)

Ajuste: $\pm 2,0$ mm de
superposición E (arriba/abajo)

Ajuste: $\pm 1,5$ mm

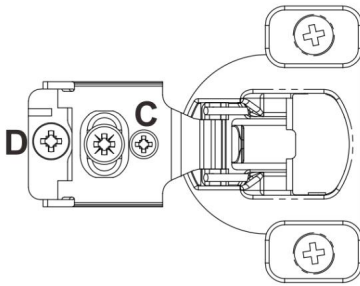
Instrucciones de instalación



MARCO FRONTAL CON CIERRE SUAVE AJUSTABLE DE CUATRO PUNTAS $\varnothing 35(2D)$
BISAGRAS



Rango de ajuste:

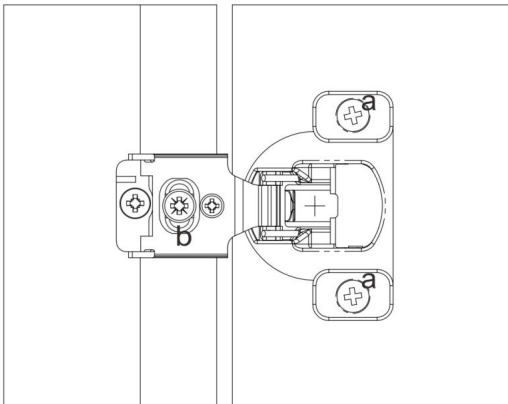


C Superposición (izquierda/derecha)

Ajuste: $\pm 1,8$ mm de
superposición D (delantera/trasera)

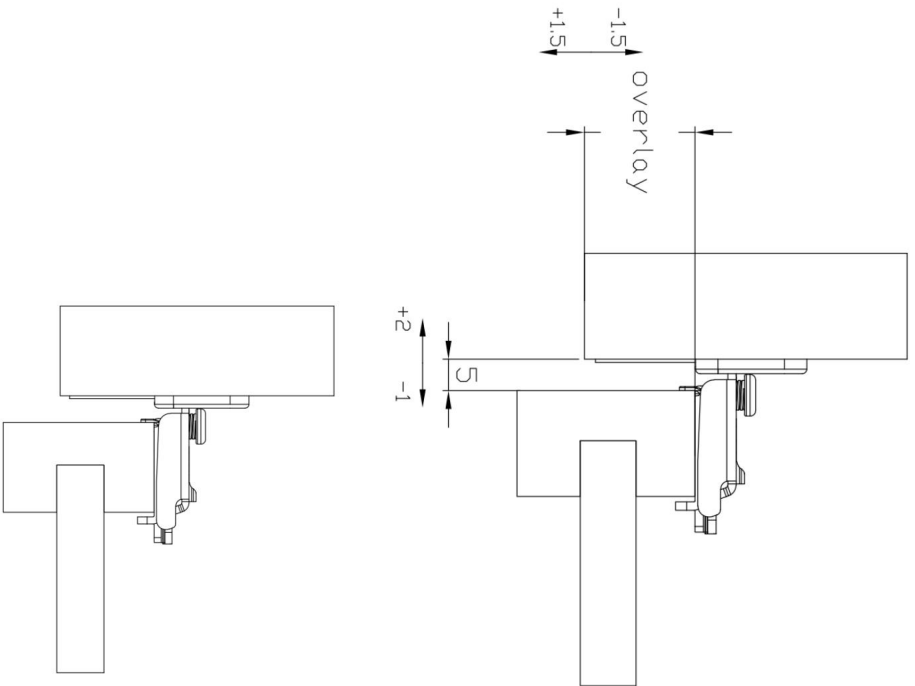
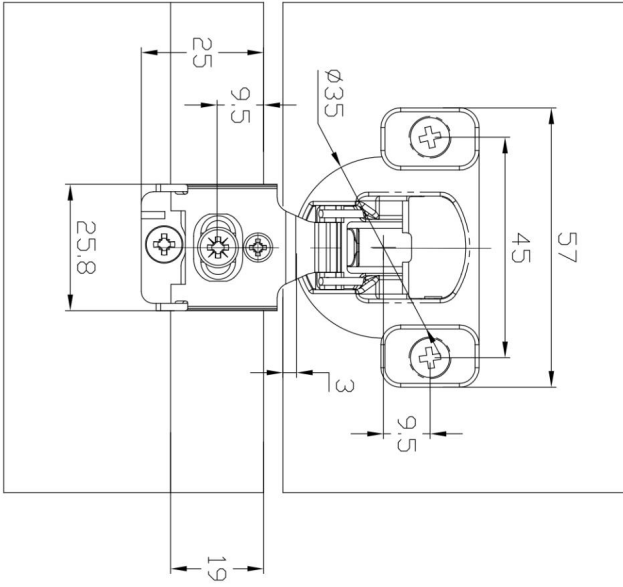
Ajuste: $\pm 2,0$ mm

Instrucciones de instalación



b  4*20 SCREWS

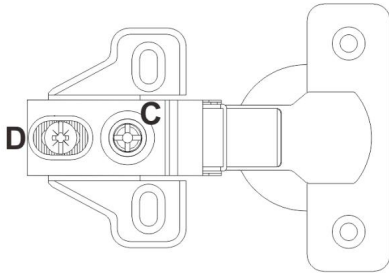
a  4*16 SCREWS



Φ35 FIJO EN UN SENTIDO, BRAZOS CORTOS, AMORTIGUACIÓN HIDRÁULICA
BISAGRAS



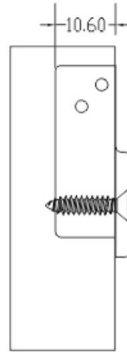
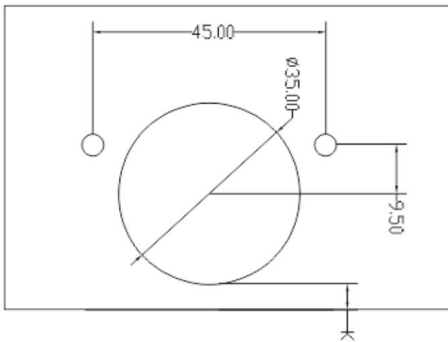
Rango de ajuste:



C Superposición (izquierda/derecha)

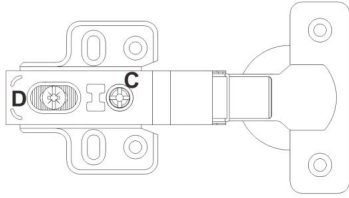
Ajuste: $\pm 1,0$ mm de
superposición D (delantera/trasera)

Ajuste: $\pm 2,0$ mm



H \ K	3	4	5	6
0	16	17	18	19

Rango de ajuste:

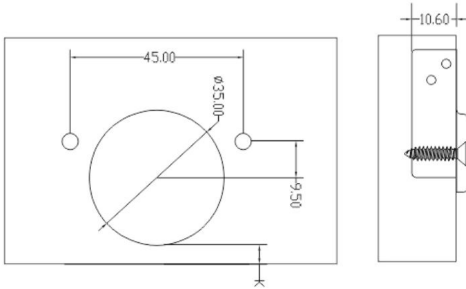


C Superposición (izquierda/derecha)

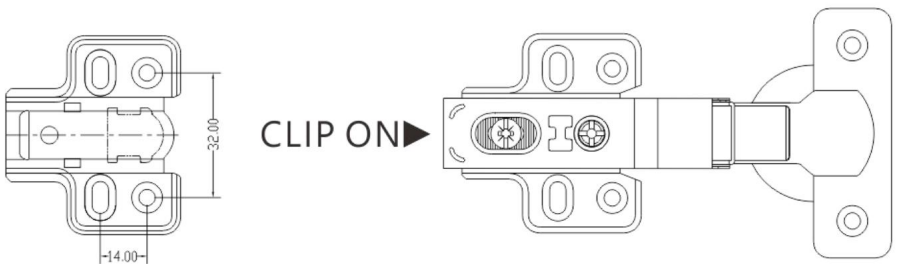
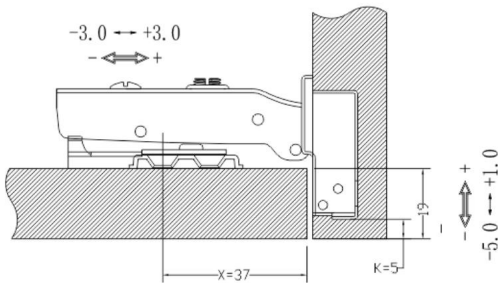
Ajuste: $\pm 1,0$ mm de

superposición D (delantera/trasera)

Ajuste: $\pm 3,0$ mm



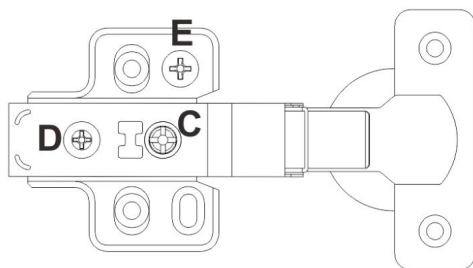
H \ K	3	4	5	6
0	16	17	18	19



Φ35 CLIP ON DE UNA VÍA (3D) HIDRÁULICO AJUSTABLE DE SEIS VÍAS
BISAGRA DE AMORTIGUACIÓN



Rango de ajuste:



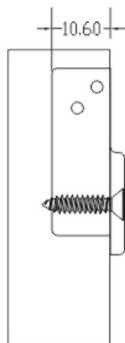
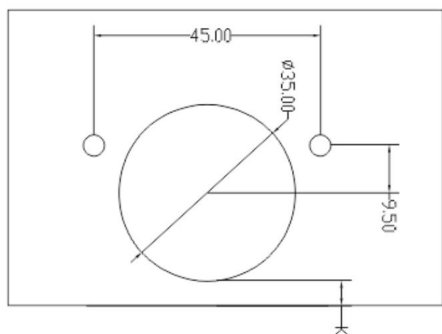
C Superposición (izquierda/derecha)

Ajuste: $\pm 1,0$ mm de
superposición D (delantera/trasera)

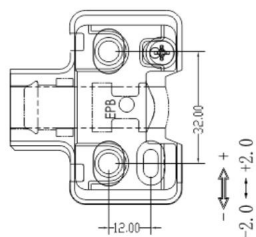
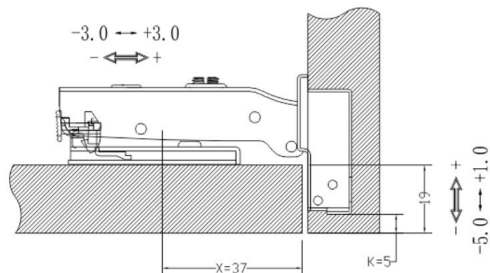
Ajuste: $\pm 3,0$ mm

Superposición E (arriba/abajo)

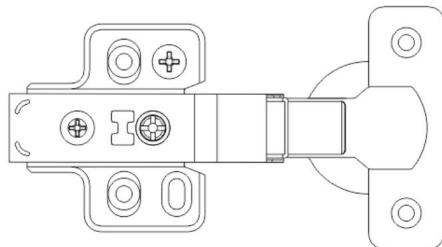
Ajuste: $\pm 2,0$ mm



H \ K	3	4	5	6
0	16	17	18	19



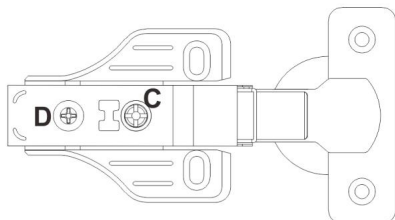
CLIP ON ►



**Φ35 CLIP EN UNA VÍA (2D) CUATRO VÍAS AJUSTABLE HIDRÁULICO
BISAGRAS AMORTIGUADORAS**



Rango de ajuste:



C Superposición (izquierda/derecha)

Ajuste: $\pm 1,0$ mm de

superposición D (delantera/trasera)

Ajuste: $\pm 3,0$ mm

Fabricante: Shanghaimuxinmuyeyouxiangongsi Dirección:
Shuangchenglu 803nong11hao1602A-1609shi, baoshanqu, shanghai 200000 CN.

Importado a AUS: SIHAO PTY LTD. 1 ROKEVA STREETEASTWOOD NSW 2122
Australia

Importado a EE. UU.: Sanven Technology Ltd. Suite 250, 9166 Anaheim Place, Rancho
Cucamonga, CA 91730



YH CONSULTING LIMITED. A LA DIRECCIÓN DE YH
Consulting Limited Oficina 147, Centurion House, London
Road, Staines-upon-Thames, Surrey, TW18 4AX



E-CrossStu GmbH
Mainzer Landstr.69,
60329 Fráncfort del Meno.

VEVOR®

TOUGH TOOLS, HALF PRICE

Soporte técnico y certificado de garantía
electrónica www.vevor.com/support

VEVOR[®]

TOUGH TOOLS, HALF PRICE

Wsparcie techniczne i certyfikat gwarancji elektronicznej www.vevor.com/support

ZAWIASY DO SZAFEK

MODEL: PHS25101-40/ PHS23701-40/PHS25101-50
/PHS23701-50/PHS25001-60/PHS23601-60/PHS25201-20
/PHS25201-30/PHS24501-40/PHS24501-50/PHS25201-60

Nadal staramy się oferować Państwu narzędzia w konkurencyjnych cenach. „Oszczędź połowę”, „Połowa ceny” lub inne podobne wyrażenia używane przez nas stanowią jedynie szacunkowe oszczędności, jakie możesz uzyskać, kupując u nas określone narzędzia w porównaniu z głównymi markami i niekoniecznie oznaczają one objęcie wszystkich kategorii narzędzi oferowanych przez nas. Uprzejmie przypominamy, aby dokładnie sprawdzić, czy składając u nas zamówienie faktycznie oszczędzasz połowę w porównaniu z głównymi markami.

VEVOR®

TOUGH TOOLS, HALF PRICE

Zawiasy do szafek

MODEL: MODEL: PHS25101-40/ PHS23701-40/PHS25101-50
/PHS23701-50/PHS25001-60/PHS23601-60/PHS25201-20
/PHS25201-30/PHS24501-40/PHS24501-50/PHS25201-60



PHS23601-60



PHS25001-60



PHS23701-40/50



PHS25101-40/50



PHS25201-20/30/60



PHS24501-40/50

POTRZEBUJESZ POMOCY? SKONTAKTUJ SIĘ Z NAMI!

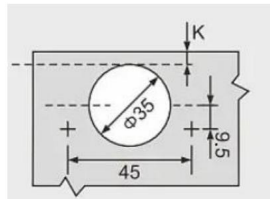
Masz pytania dotyczące produktu? Potrzebujesz wsparcia technicznego? Skontaktuj się z nami:
Wsparcie

techniczne i certyfikat E-Gwarancji www.vevor.com/support

To jest oryginalna instrukcja, przed użyciem należy uważnie przeczytać wszystkie instrukcje. VEVOR zastrzega sobie jasną interpretację naszej instrukcji obsługi. Wygląd produktu będzie zależał od produktu, który otrzymałeś. Prosimy o wybaczenie, że nie poinformujemy Cię ponownie, jeśli w naszym produkcie pojawią się jakiegokolwiek aktualizacje technologiczne lub oprogramowania

LISTA PARAMETRÓW

Φ35 ZACISK NA JEDNORAZOWE HYDRAULICZNE ZAWIASY BUFOROWANE

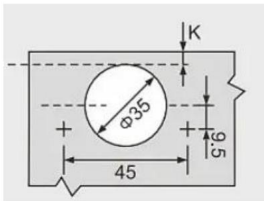


Model	PHS23601
Średnica kubka	35
Głębokość kubka	10.6
Wzór kubka	45
Otwór	100
Skończyć	Niklowany
(K)	5
Narzuta	Pełna nakładka
Maksymalne obciążenie dynamiczne (funty/kg)	16,5/7,5

Lista części

Kod	Zdjęcie	Nazwa	PHS23601-60
1		ZAWIASY	60
2		4*16 ŚRUBY	12*30=360

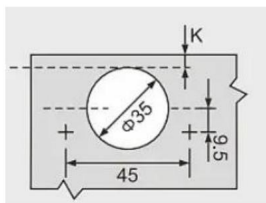
Φ35 MOCOWANE NA JEDNORAZOWYCH KRÓTKICH RAMIONACH BUFOROWO-HYDRAULICZNE
ZAWIASY



Model	PHS25001
Średnica kubka	35
Głębokość kubka	10.6
Wzór kubka	45
Otwór	100
Skończyć	Niklowany
Narzuta	Pełna nakładka
(K)	5
Maksymalne obciążenie dynamiczne (funty/kg)	7,7/3,5

Lista części			
Kod	Zdjęcie	Nazwa	PHS25001-60
1		ZAWIASY	60
2		4*16 ŚRUBY	8*30=240
3		ORZECZY (Fakultatywny)	4*30=120
4		ŚRUBY (Fakultatywny)	4*30=120

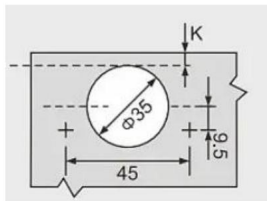
Φ35 ZACISK JEDNORAZOWY (3D) SZEŚCIOKROTNY REGULOWANY HYDRAULICZNY ZAWIASY BUFOROWANE



Model	PHS23701
Średnica kubka	35
Głębokość kubka	10.6
Wzór kubka	45
Otwór	100
Skończyć	Niklowany
Narzuta	5
(K)	Pełna nakładka
Maksymalne obciążenie dynamiczne (funty/kg)	16,5/7,5

Lista części				
Kod	Zdjęcie	Nazwa	PHS23701 -50	PHS23701 -40
1		ZAWIASY	50	40
2		4*16 ŚRUBA S	10*25=250 10*20=200	

Φ35 ZACISK JEDNORAZOWY (2D) CZTEROROKIERUNKOWY REGULOWANY HYDRAULICZNY
ZAWIASY BUFOROWANE

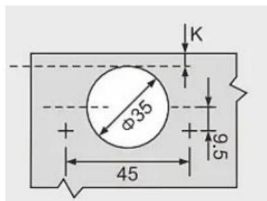



Model	PHS25101
Średnica kubka	35
Głębokość kubka	10.6
Wzór kubka	45
Otwór	100
Skończyć	Niklowany
Narzuta	5
(K)	Pełna nakładka
Maksymalne obciążenie dynamiczne (funty/kg)	16,5/7,5

Lista części

Kod	Zdjęcie	Nazwa	PHS25101- 50	PHS25101- 40
1		ZAWIASY	50	40
2		4*16 ŚRUBA S	8*25=200	8*20=160

Φ35(3D) SZEŚCIOKĄTNIKIE REGULOWANE ZAWIASY RAMY OKIENNEJ Z MIĘKKIM ZAMYKANIEM

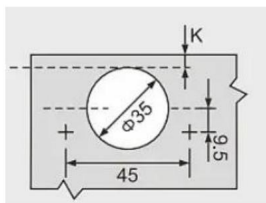


Model	PHS25201
Średnica kubka	35
Głębokość kubka	10,5
Wzór kubka	45
Otwór	105
Skończyć	Niklowany
Narzuta	3
(K)	1/2" / 12,7
Maksymalne obciążenie dynamiczne (funt/kg)	7,7/3,5

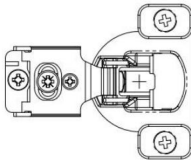



Lista części

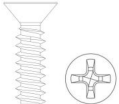
Kod Obrazkowy	Nazwa	PHS25201	PHS25201	PHS25201
		-60	-30	-20
1	ZAWIASY	60	40	20
2	4*16 ŚRUBY	6*30=180 6*15=90		6*10=60
3	4*20 ŚRUBY	2*30=60	2*15=30	2*10=20
3	ORZECHY (Fakultatywny)	4*30=120 4*15=60		4*10=40
4	ŚRUBY (Fakultatywny)	4*30=120 4*15=60		4*10=40

Φ35(2D)CZTEROKIERUNKOWA REGULOWANA RAMKA Z MIĘKKĄ DOMYKAJĄCĄ SIĘ TWARZĄ
ZAWIASY



Model	PHS24501
Średnica kubka	35
Głębokość kubka	10,5
Wzór kubka	45
Otwór	105
Skończyć	Niklowany
Narzuta	3
(K)	1/2" / 12,7
Maksymalne obciążenie dynamiczne (funt/kg)	7,7 / 3,5

Lista części				
Kod	Zdjęcie	Nazwa PHS24501-50 PHS24501-40		
1		ZAWIASY	50	40
2		4*16 ŚRUBY	4*25=150	4*20=120
3		4*20 ŚRUBY	2*25=50	2*20=40
4		ORZECHY (Fakultatywny)	4*25=100	4*20=80

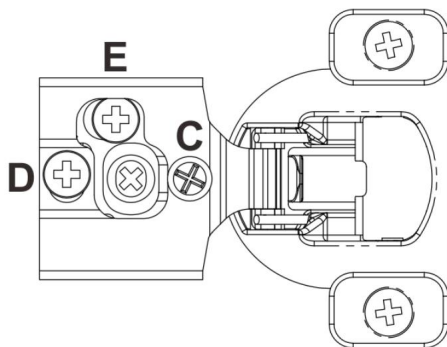
5		ŚRUBY (Fakultatywny)	4*25=100	4*20=80
---	--	-------------------------	----------	---------

DZIAŁANIE

Φ35(3D) SZEŚCIOKĄTNIENIE REGULOWANE ZAWIASY RAMY OKIENNEJ Z MIĘKKIM ZAMYKANIEM



Zakres regulacji:



Nakładka C (lewa/prawa)

Regulacja: $\pm 1,8$ mm D

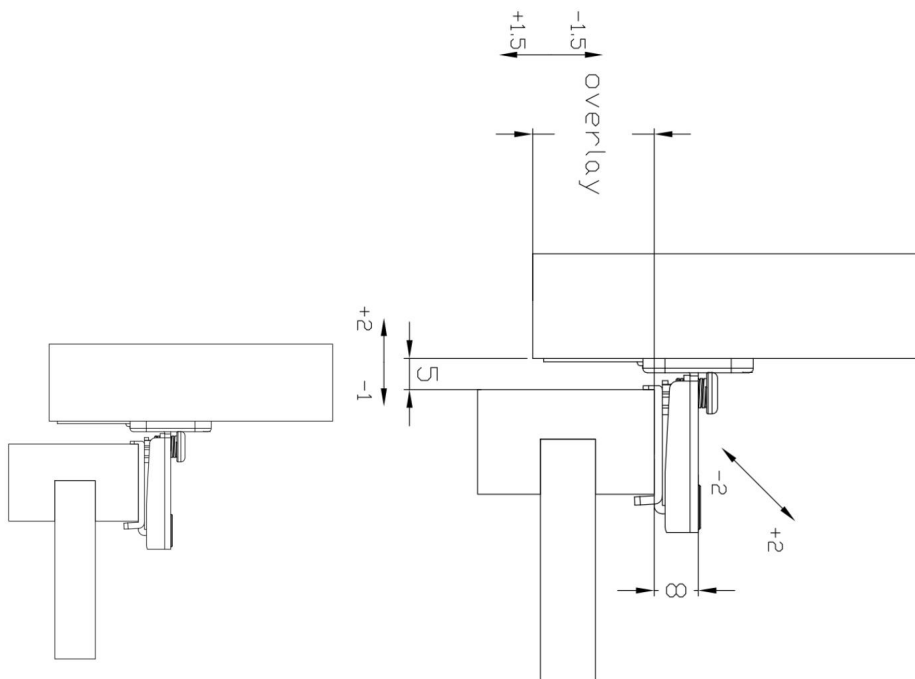
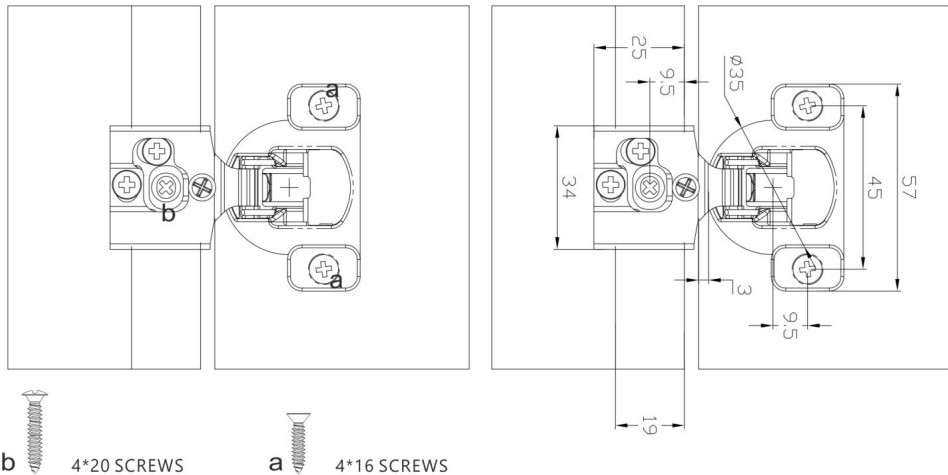
Overlay (przód/tył)

Regulacja: $\pm 2,0$ mm E

Nakładka (górną/dół)

Regulacja: $\pm 1,5$ mm

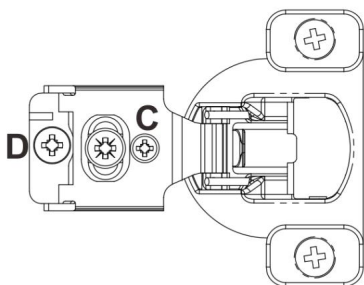
Instrukcje instalacji



$\varnothing 35(2D)$ CZTEROKIERUNKOWA REGULOWANA RAMKA Z MIĘKKĄ DOMYKAJĄCĄ SIĘ TWARZĄ
ZAWIASY



Zakres regulacji:



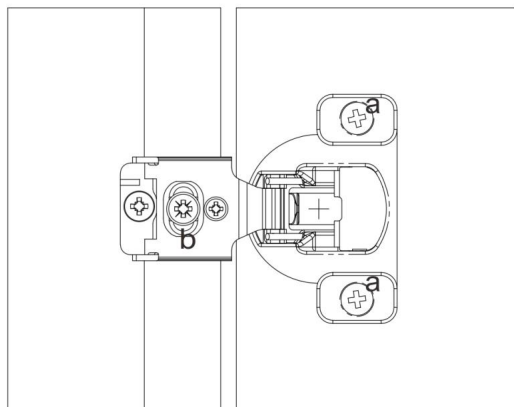
Nakładka C (lewa/prawa)

Regulacja: $\pm 1,8$ mm D

Overlay (przód/tył)

Regulacja: $\pm 2,0$ mm

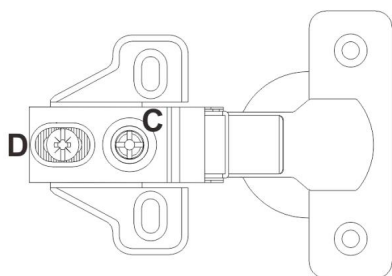
Instrukcje instalacji



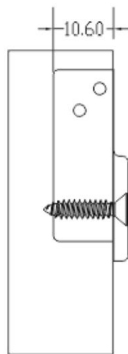
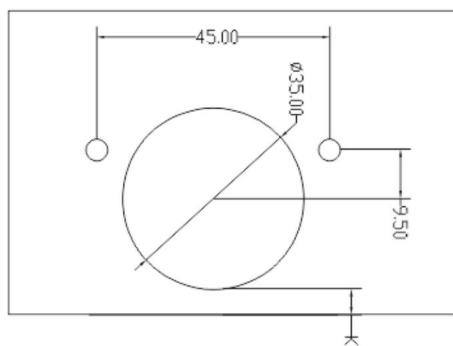
Φ35 MOCOWANE NA JEDNORAZOWYCH KRÓTKICH RAMIONACH BUFOROWO-HYDRAULICZNE
ZAWIASY



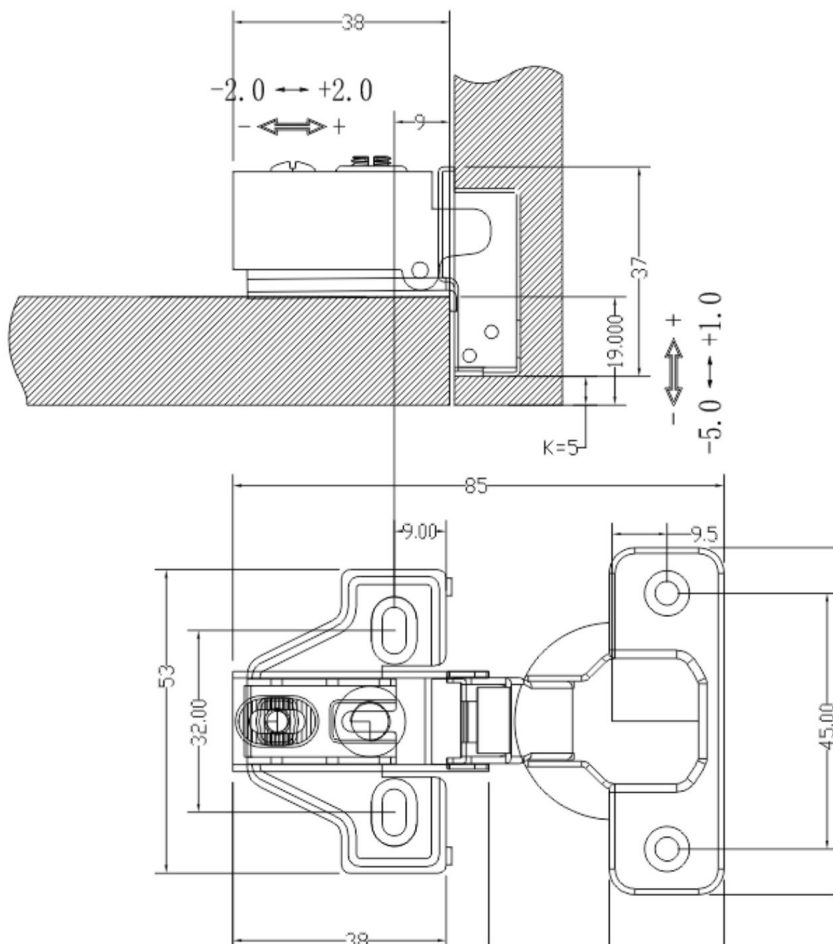
Zakres regulacji:



Nakładka C (lewa/prawa)
Regulacja: $\pm 1,0$ mm D
Nakładka (przód/tył)
Regulacja: $\pm 2,0$ mm



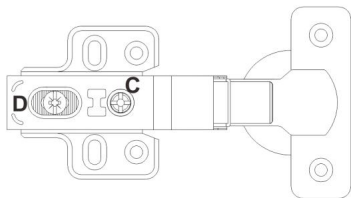
H \ K	3	4	5	6
0	16	17	18	19



Φ35 ZACISK NA JEDNORAZOWE HYDRAULICZNE ZAWIASY BUFOROWANE



Zakres regulacji:

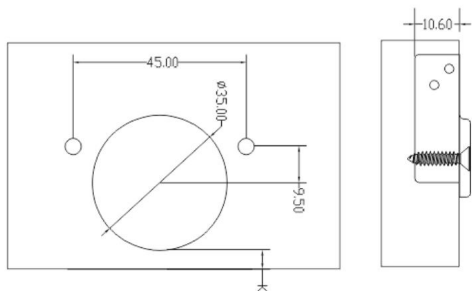


Nakładka C (lewa/prawa)

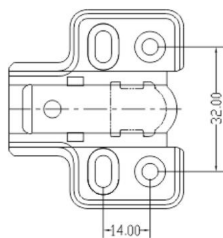
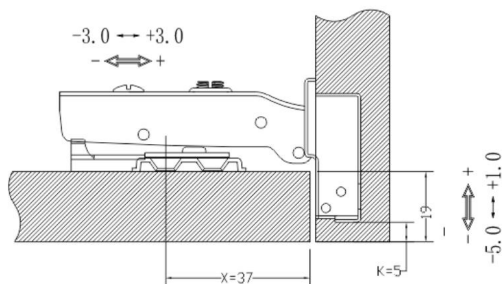
Regulacja: $\pm 1,0$ mm D

Nakładka (przód/tył)

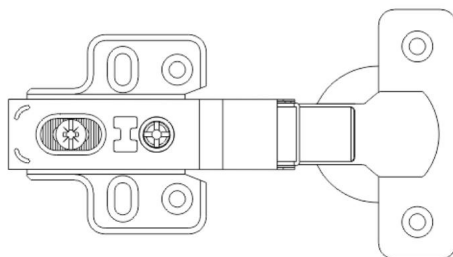
Regulacja: $\pm 3,0$ mm



H \ K	3	4	5	6
0	16	17	18	19



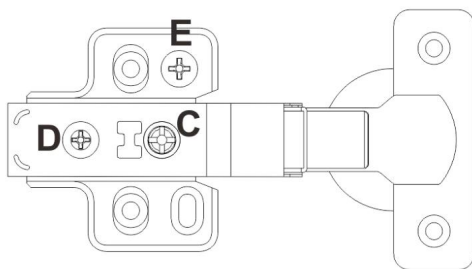
CLIP ON ►



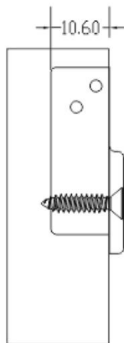
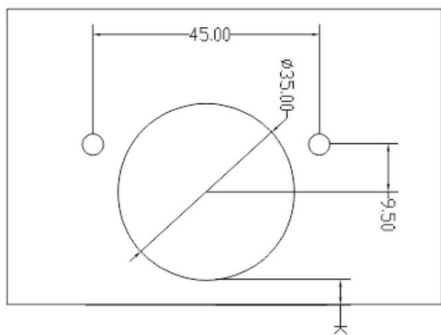
Φ35 ZACISK JEDNORAZOWY (3D) SZEŚCIOKROTNY REGULOWANY HYDRAULICZNY ZAWIAS BUFOROWANY



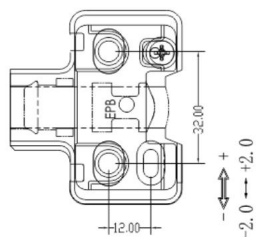
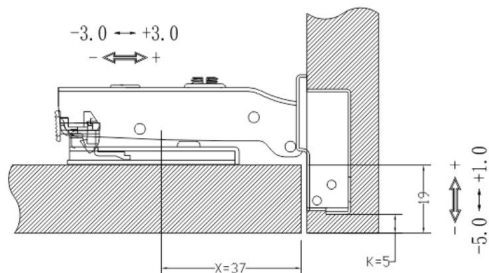
Zakres regulacji:



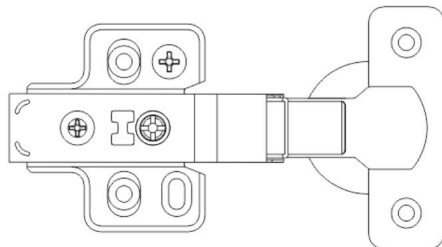
Nakładka C (lewa/prawa)
Regulacja: $\pm 1,0$ mm D
Nakładka (przód/tył)
Regulacja: $\pm 3,0$ mm E
Nakładka (górn/dół)
Regulacja: $\pm 2,0$ mm



H \ K	3	4	5	6
0	16	17	18	19



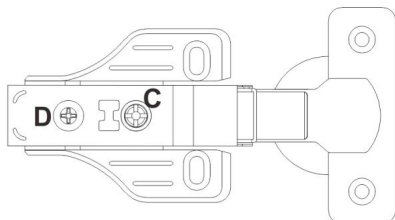
CLIP ON ►



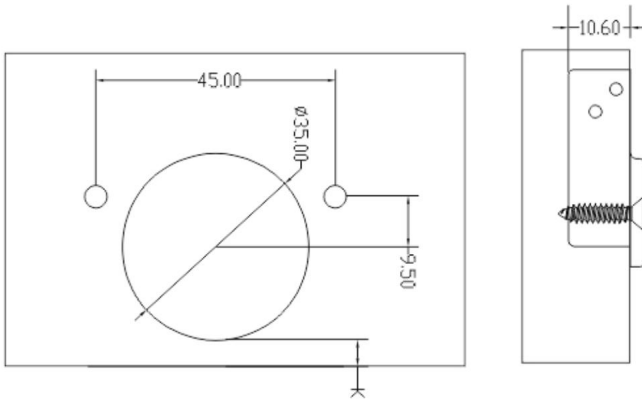
Φ35 ZACISK JEDNORAZOWY (2D) CZTEROROKIERUNKOWY REGULOWANY HYDRAULICZNY ZAWIASY BUFOROWANE



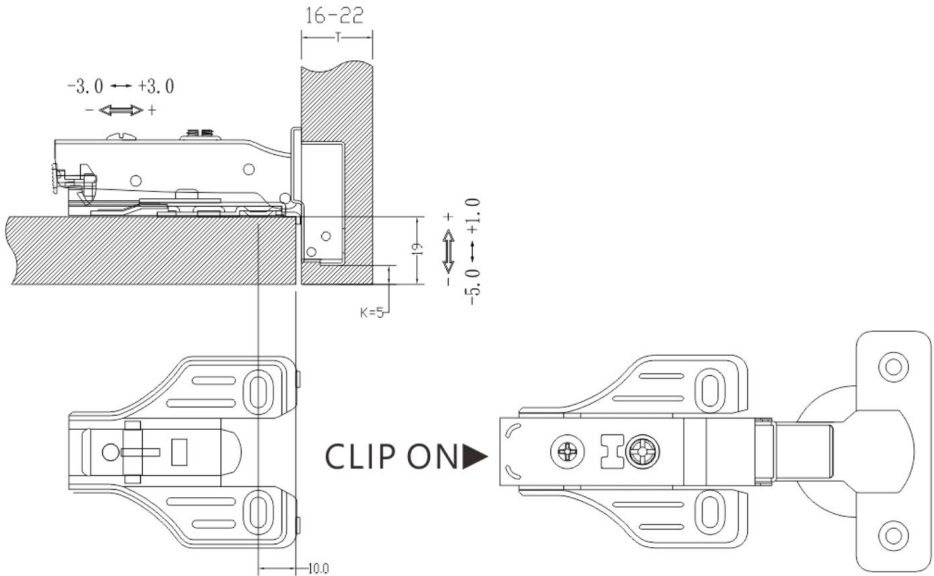
Zakres regulacji:



Nakładka C (lewa/prawa)
Regulacja: $\pm 1,0$ mm D
Nakładka (przód/tył)
Regulacja: $\pm 3,0$ mm



H \ K	3	4	5	6
0	16	17	18	19



Producent: Shanghaimuxinmuyeyouxiangongsi Adres:

Shuangchenglu 803nong11hao1602A-1609shi, baoshanqu, szanghaj 200000 CN.

Importowane do AUS: SIHAO PTY LTD. 1 ROKEVA STREETEASTWOOD NSW 2122 Australia

Importowane do USA: Sanven Technology Ltd. Suite 250, 9166 Anaheim Place, Rancho Cucamonga, CA 91730



YH CONSULTING LIMITED. C/O YH Consulting Limited Biuro
147, Centurion House, London Road, Staines-upon-
Thames, Surrey, TW18 4AX



E-CrossStu GmbH
Mainzer Landstr.69,
60329 Frankfurt nad Menem.

VEVOR®

TOUGH TOOLS, HALF PRICE

Wsparcie techniczne i certyfikat gwarancji
elektronicznej www.vevor.com/support

VEVOR[®]

TOUGH TOOLS, HALF PRICE

Technische ondersteuning en e-garantiecertificaat www.vevor.com/support

KASTSCHARNIEREN

**MODEL: PHS25101-40/ PHS23701-40/PHS25101-50
/PHS23701-50/PHS25001-60/PHS23601-60/PHS25201-20
/PHS25201-30/PHS24501-40/PHS24501-50/PHS25201-60**

Wij streven er voortdurend naar om u gereedschappen tegen concurrerende prijzen te leveren. "Save Half", "Half Price" of andere soortgelijke uitdrukkingen die wij gebruiken, geven alleen een schatting van de besparingen die u kunt behalen door bepaalde gereedschappen bij ons te kopen in vergelijking met de grote topmerken en betekent niet noodzakelijkerwijs dat alle categorieën gereedschappen die wij aanbieden, worden gedekt. Wij herinneren u eraan om zorgvuldig te controleren of u daadwerkelijk de helft bespaart in vergelijking met de grote topmerken wanneer u een bestelling bij ons plaatst.

VEVOR[®]

TOUGH TOOLS, HALF PRICE

Kast scharnieren

**MODEL: MODEL: PHS25101-40/ PHS23701-40/PHS25101-50
/PHS23701-50/PHS25001-60/PHS23601-60/PHS25201-20
/PHS25201-30/PHS24501-40/PHS24501-50/PHS25201-60**



PHS23601-60



PHS25001-60



PHS23701-40/50



PHS25101-40/50



PHS25201-20/30/60



PHS24501-40/50

HULP NODIG? NEEM CONTACT MET ONS OP!

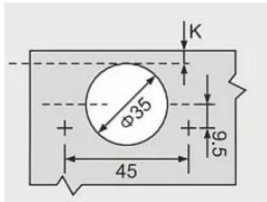
Heeft u vragen over het product? Heeft u technische ondersteuning nodig? Neem dan gerust contact met

ons op: **Technische ondersteuning en E-garantiecertificaat**
www.vevor.com/support

Dit is de originele instructie, lees alle handleidingen zorgvuldig door voordat u het product gebruikt. VEVOR behoudt zich een duidelijke interpretatie van onze gebruikershandleiding voor. Het uiterlijk van het product is afhankelijk van het product dat u hebt ontvangen. Vergeef ons dat we u niet opnieuw zullen informeren als er technologie- of software-updates voor ons product

PARAMETERLIJST

ÿ35 CLIP OP EENWEG HYDRAULISCHE BUFFERING SCHARNIEREN

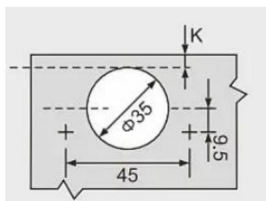


Model	PHS23601
Kopdiameter	35
Diepte van de beker	10.6
Koppatroom	45
Opening	100 °
Finish	Vernikkeld
(K)	5
Overlappen	Volledige overlay
Max. dynamische belasting (pond/kg)	16,5/7,5

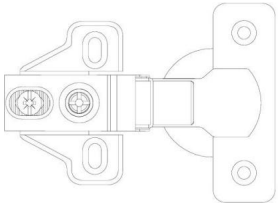



Onderdelenlijst			
Code	Afbeelding	Naam	PHS23601-60
1		SCHARNIEREN	60
2		4*16 SCHROEVEN	12*30=360

ÿ35 VAST OP EENWEG KORTE ARMEN HYDRAULISCHE BUFFERING

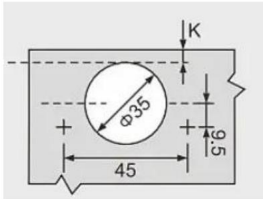
SCHARNIEREN



Model	PHS25001
Kopdiameter	35
Diepte van de beker	10.6
Koppatroom	45
Opening	100
Finish	Vernikkeld
Overlappen	Volledige overlay
(K)	5
Max. dynamische belasting (pond/kg)	7,7/3,5

Onderdelenlijst			
Code	Afbeelding	Naam	PHS25001-60
1		SCHARNIEREN	60
2		4*16 SCHROEVEN	8*30=240
3		NOTEN (Optioneel)	4*30=120
4		SCHROEVEN (Optioneel)	4*30=120

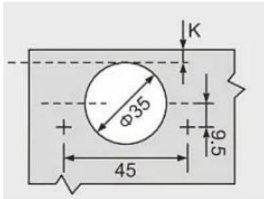
ÿ35 CLIP OP EENWEG (3D) ZES-WEG VERSTELBARE HYDRAULISCHE BUFFERINGSCHARNIEREN



Model	PHS23701
Kopdiameter	35
Diepte van de beker	10.6
Koppatroom	45
Opening	100°
Finish	Vernikkeld
Overlappen	5
(K)	Volledige overlay
Max. dynamische belasting (pond/kg)	16,5/7,5

Onderdelenlijst				
Code	Afbeelding	Naam	PHS23701 -50	PHS23701 -40
1		SCHARNIEREN	50	40
2		4*16 SCHROEF S	10*25=250 10*20=200	

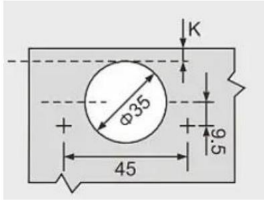
ÿ35 CLIP OP EENWEG (2D) VIERWEG VERSTELBARE HYDRAULISCHE BUFFERINGSCHARNIEREN



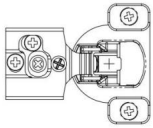

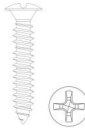


Model	PHS25101
Kopdiameter	35
Diepte van de beker	10.6
Koppatroom	45
Opening	100°
Finish	Vernikkeld
Overlappen	5
(K)	Volledige overlay
Max. dynamische belasting (pond/kg)	16,5/7,5

Onderdelenlijst				
Code	Afbeelding	Naam	PHS25101- 50	PHS25101- 40
1		SCHARNIEREN	50	40
2		4*16 SCHROEF S	8*25=200	8*20=160

ÿ35(3D) ZES-WIJZE VERSTELBARE SOFT CLOSE FRAME SCHARNIEREN

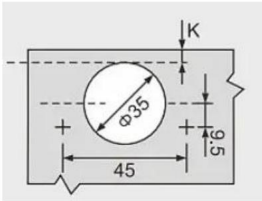


Model	PHS25201
Kopdiameter	35
Diepte van de beker	10.5
Koppatroom	45
Opening	105
Finish	Vernikkeld
Overlappen	3
(K)	1/2" / 12,7
Max. dynamische belasting (pond/kg)	7,7/3,5

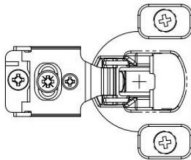



Onderdelenlijst					
Code	Afbeelding	Naam	PHS25201	PHS25201	PHS25201
			-60	-30	-20
1		SCHARNIEREN	60	40	20
2		4*16 SCHROEVEN	6*30=180	6*15=90	6*10=60
3		4*20 SCHROEVEN	2*30=60	2*15=30	2*10=20
3		NOTEN (Optioneel)	4*30=120	4*15=60	4*10=40
4		SCHROEVEN (Optioneel)	4*30=120	4*15=60	4*10=40

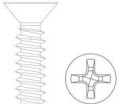
ÿ35(2D)VIER-WIJDIG VERSTELBAAR SOFT CLOSE FACE FRAME

SCHARNIEREN



Model	PHS24501
Kopdiameter	35
Diepte van de beker	10.5
Koppatroom	45
Opening	105 °
Finish	Vernikkeld
Overlappen	3
(K)	1/2" / 12,7
Max. dynamische belasting (pond/kg)	7,7 / 3,5

Onderdelenlijst				
Code	Afbeelding	Naam PHS24501-50 PHS24501-40		
1		SCHARNIEREN	50	40
2		4*16 SCHROEVEN	4*25=150	4*20=120
3		4*20 SCHROEVEN	2*25=50	2*20=40
4		NOTEN (Optioneel)	4*25=100	4*20=80

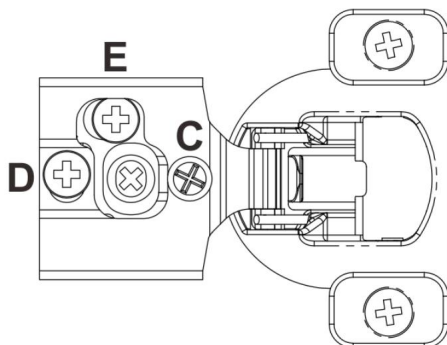
5		SCHROEVEN (Optioneel)	4*25=100	4*20=80
---	--	--------------------------	----------	---------

WERKING

ÿ35(3D) ZES-WIJZE VERSTELBARE SOFT CLOSE FRAME SCHARNIEREN



Aanpassingsbereik:



C Overlay (links/rechts)

Aanpassing: ±1,8 mm

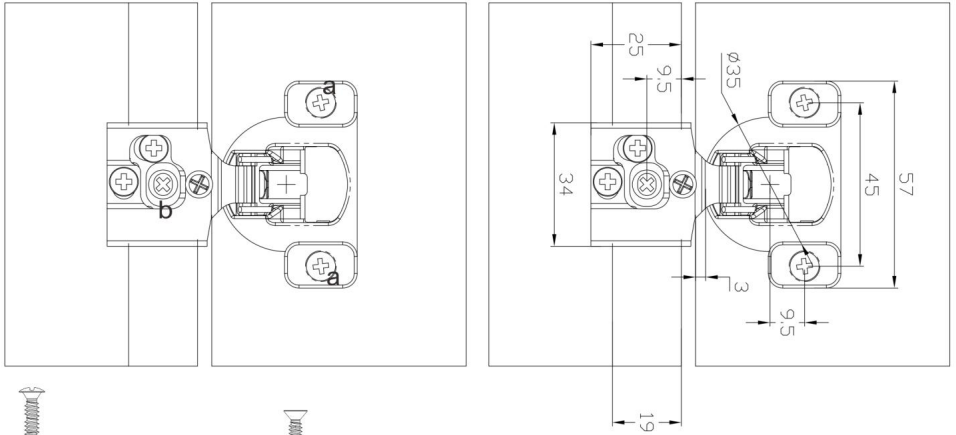
D- overlay (voor/achter)

Aanpassing: ±2,0 mm

E -overlay (omhoog/omlaag)

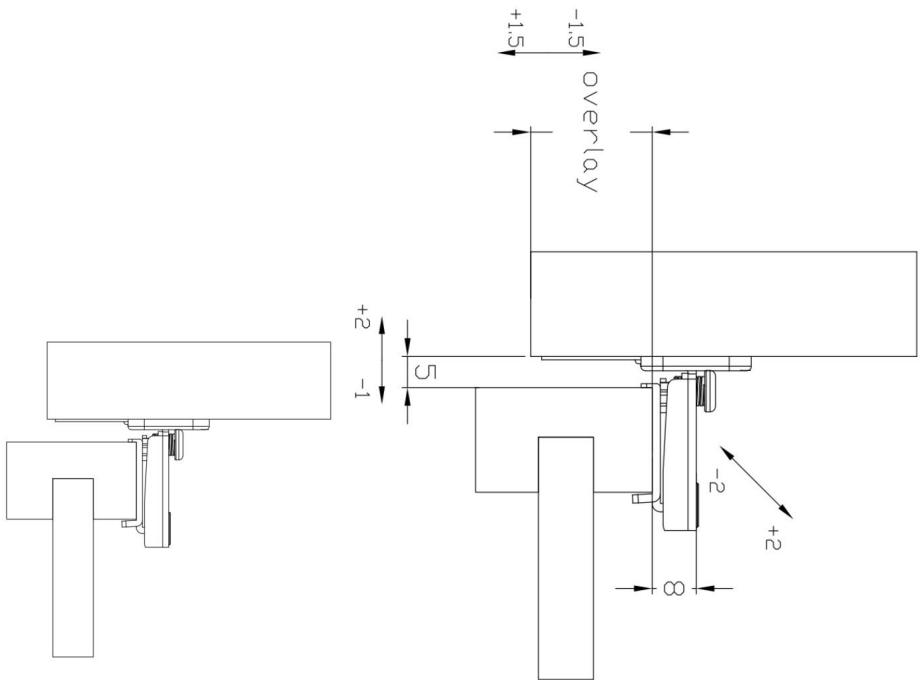
Aanpassing: ±1,5 mm

Installatie-instructies



b  4*20 SCREWS

a  4*16 SCREWS

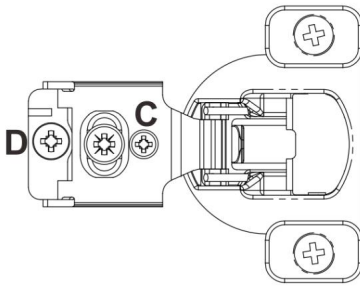


ÿ35(2D)VIER-WIJDIG VERSTELBAAR SOFT CLOSE FACE FRAME

SCHARNIEREN



Aanpassingsbereik:



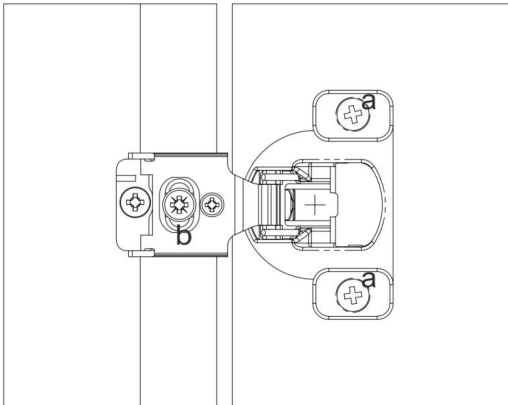
C Overlay (Links/Rechts)

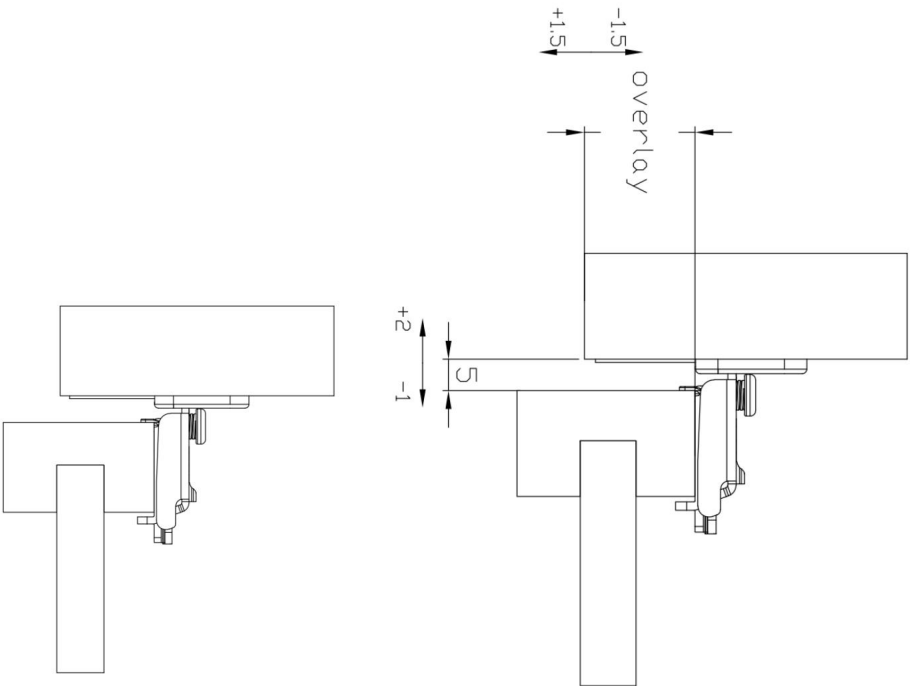
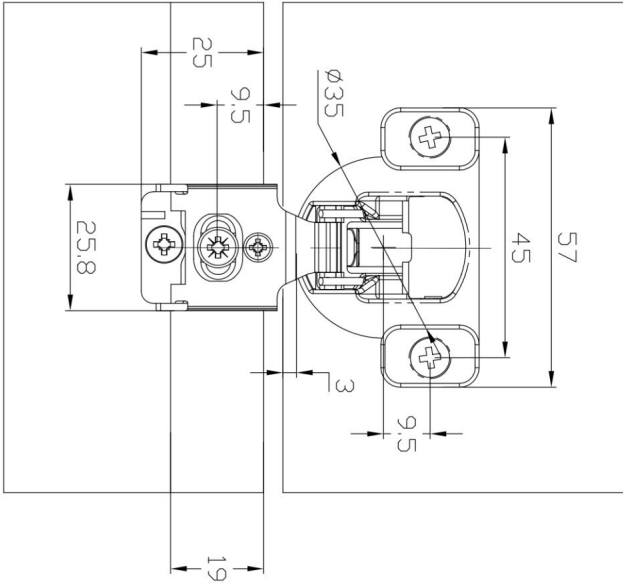
Aanpassing: $\pm 1,8$ mm

D- overlay (voor/achter)

Aanpassing: $\pm 2,0$ mm

Installatie-instructies



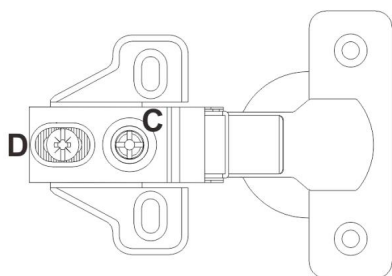


ÿ35 VAST OP EENWEG KORTE ARMEN HYDRAULISCHE BUFFERING

SCHARNIEREN



Aanpassingsbereik:

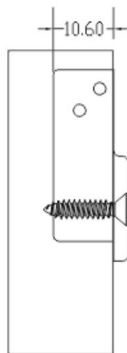
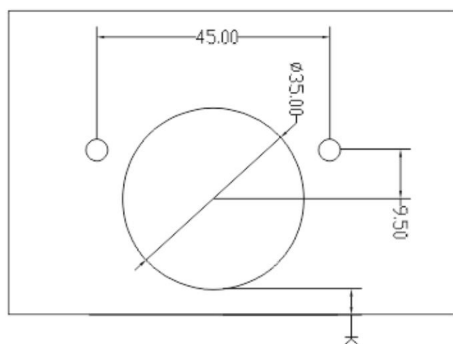


C Overlay (Links/Rechts)

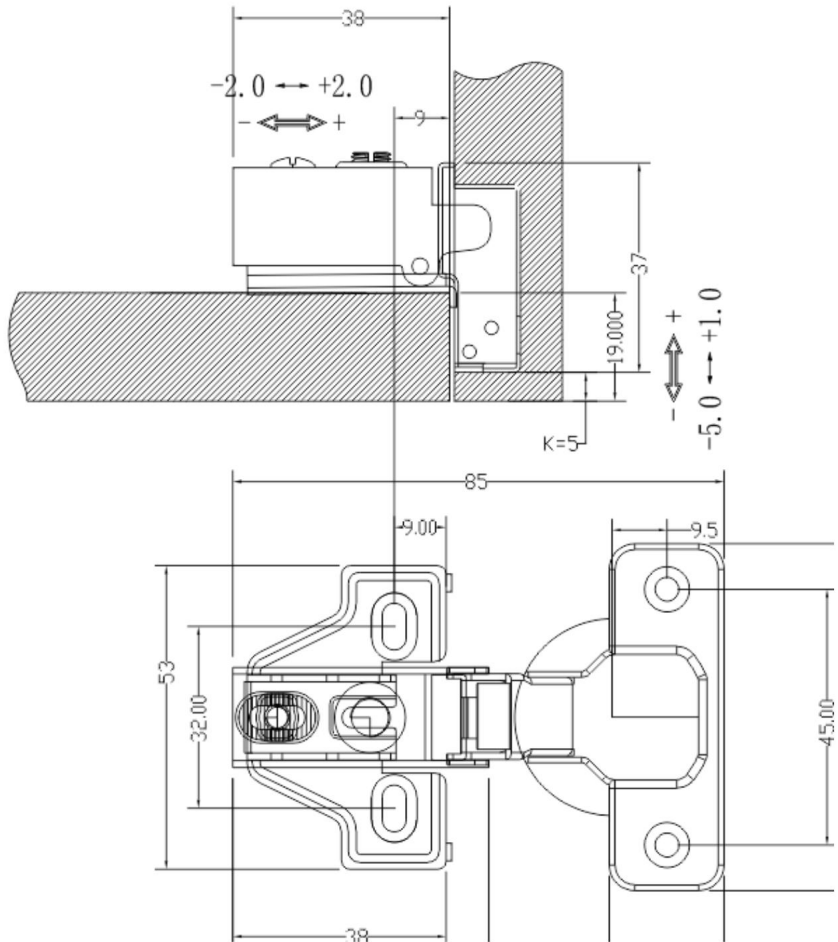
Aanpassing: $\pm 1,0$ mm

D- overlay (voor/achter)

Aanpassing: $\pm 2,0$ mm



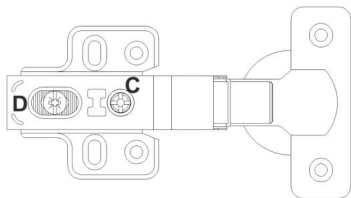
H \ K	3	4	5	6
0	16	17	18	19



ÿ35 CLIP ON EENWEG HYDRAULISCHE BUFFERING SCHARNIEREN



Aanpassingsbereik:

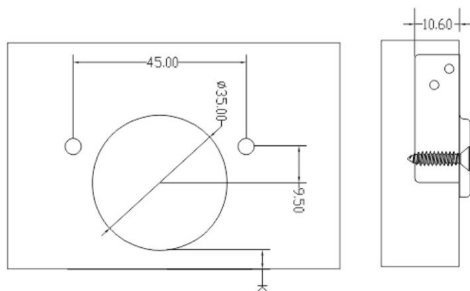


C Overlay (links/rechts)

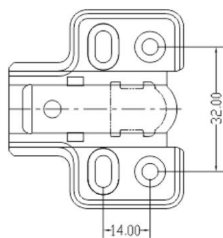
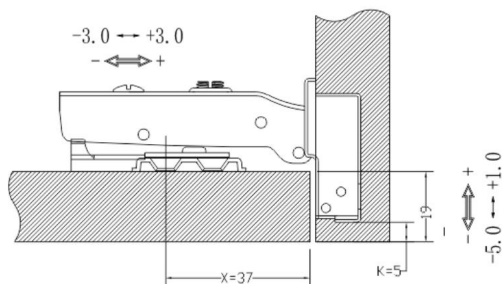
Aanpassing: $\pm 1,0$ mm

D- overlay (voor/achter)

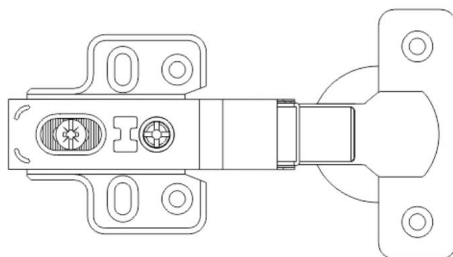
Aanpassing: $\pm 3,0$ mm



H \ K	3	4	5	6
0	16	17	18	19



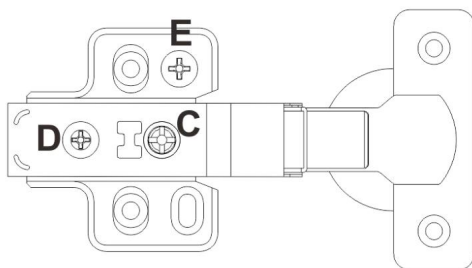
CLIP ON



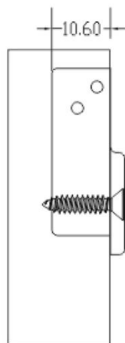
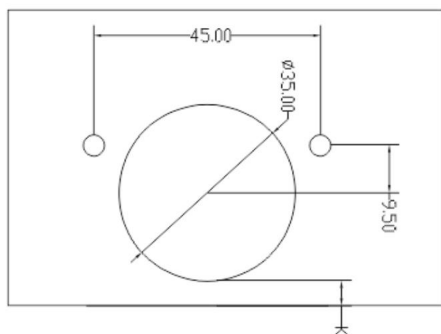
ÿ35 CLIP OP EENWEG (3D) ZES-WEG VERSTELBARE HYDRAULISCHE BUFFERINGSCHARNIER



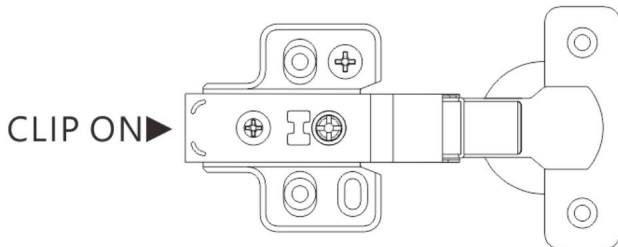
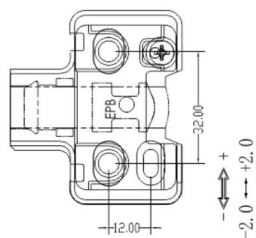
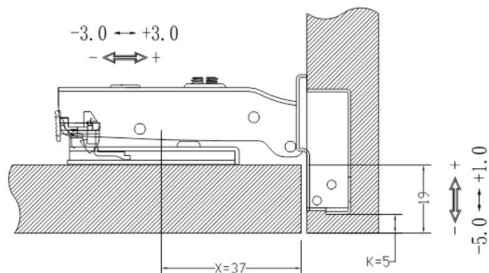
Aanpassingsbereik:



C Overlay (links/rechts)
Aanpassing: ±1,0 mm
D-
 overlay (voor/achter)
Aanpassing: ±3,0 mm
E
 Overlay (omhoog/omlaag)
Aanpassing: ±2,0 mm



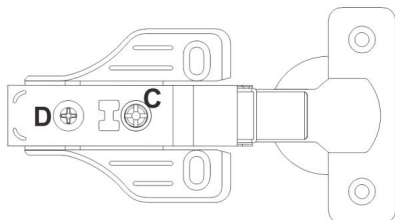
H \ K	3	4	5	6
0	16	17	18	19



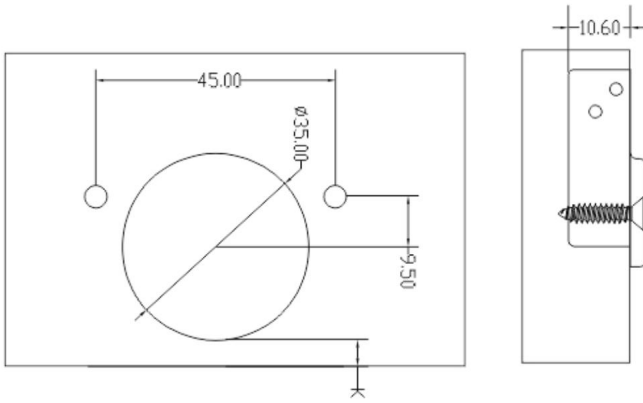
**ÿ35 CLIP OP EENWEG (2D) VIERWEG VERSTELBARE HYDRAULISCHE
BUFFERINGSCHARNIEREN**



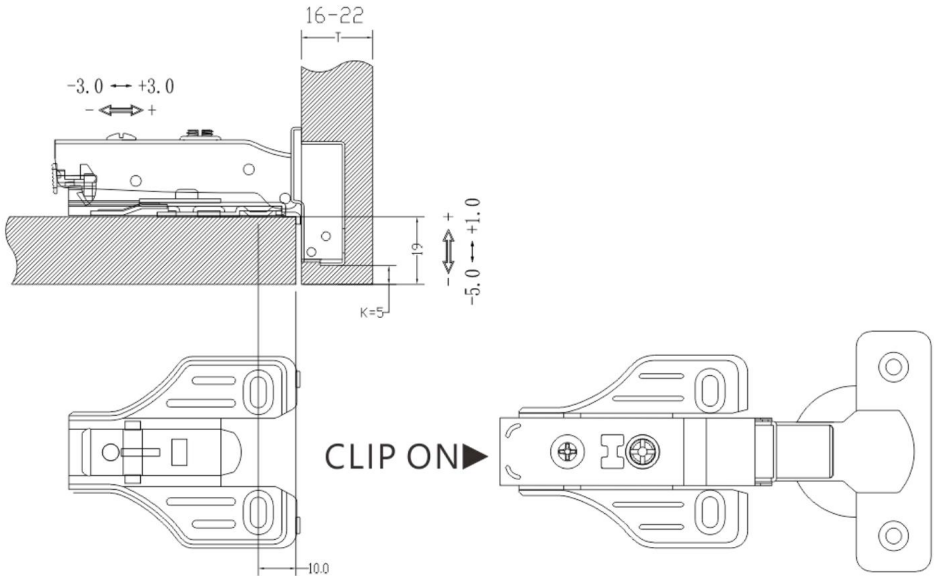
Aanpassingsbereik:



C Overlay (links/rechts)
Aanpassing: $\pm 1,0$ mm
D-
 overlay (voor/achter)
Aanpassing: $\pm 3,0$ mm



H \ K	3	4	5	6
0	16	17	18	19



Fabrikant: Shanghaimuxinmuyeyouxiangongsi **Adres:**

Shuangchenglu 803nong11hao1602A-1609shi, baoshanqu, shanghai 200000 CN.

Geïmporteerd naar AUS: SIHAO PTY LTD. 1 ROKEVA STREETEASTWOOD NSW
2122 Australië

Geïmporteerd naar de VS: Sanven Technology Ltd. Suite 250, 9166 Anaheim Place,
Rancho Cucamonga, CA 91730



YH CONSULTING LIMITED. C/O YH Consulting Limited
Kantoor 147, Centurion House, London Road, Staines-
upon-Thames, Surrey, TW18 4AX



E-CrossStu GmbH
Mainzer Landstr.69,
60329 Frankfurt am Main.

VEVOR[®]

TOUGH TOOLS, HALF PRICE

Technische ondersteuning en e-
garantiecertificaat www.vevor.com/support

VEVOR[®]

TOUGH TOOLS, HALF PRICE

Teknisk support och e-garanticertifikat www.vevor.com/support

SKÅP GÅNGJÄRNAR

**MODELL: PHS25101-40/ PHS23701-40/PHS25101-50
/PHS23701-50/PHS25001-60/PHS23601-60/PHS25201-20
/PHS25201-30/PHS24501-40/PHS24501-50/PHS25201-60**

Vi fortsätter att vara engagerade i att ge dig verktyg till konkurrenskraftiga priser. "Spara hälften", "halva priset" eller andra liknande uttryck som används av oss representerar bara en uppskattning av besparingar du kan dra nytta av att köpa vissa verktyg hos oss jämfört med de stora toppmärkena och betyder inte nödvändigtvis att täcka alla kategorier av verktyg som erbjuds av oss. Du påminns om att noggrant kontrollera när du gör en beställning hos oss om du verkligen sparar hälften i jämförelse med de främsta varumärkena.

VEVOR®

TOUGH TOOLS, HALF PRICE

Skåpgångjärn

MODELL: MODELL: PHS25101-40/ PHS23701-40/PHS25101-50
/PHS23701-50/PHS25001-60/PHS23601-60/PHS25201-20
/PHS25201-30/PHS24501-40/PHS24501-50/PHS25201-60



PHS23601-60



PHS25001-60



PHS23701-40/50



PHS25101-40/50



PHS25201-20/30/60



PHS24501-40/50

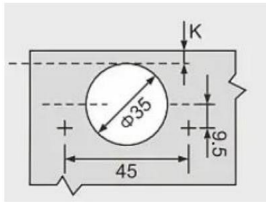
BEHÖVER HJÄLP? KONTAKTA OSS!

Har du produktfrågor? Behöver du teknisk support? Kontakta oss gärna: **Teknisk support och e-garanticertifikat** www.vevor.com/support

Detta är den ursprungliga instruktionen, läs alla instruktioner noggrant innan du använder den. VEVOR reserverar sig för en tydlig tolkning av vår användarmanual. Utseendet på produkten är beroende av den produkt du fått. Ursäkta oss att vi inte kommer att informera dig igen om det finns någon teknik eller mjukvaruuppdateringar på vår produkt.

PARAMETERLISTA

ϕ35 KLÄMPA PÅ ENVÄGS HYDRAULISKA BUFFERINGSGJÄRN



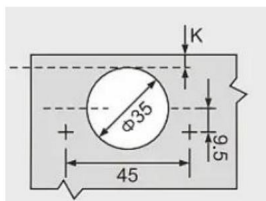
Modell	PHS23601
Cup diameter	35
Cup djup	10.6
Cup mönster	45
Öppning	100
Avsluta	Nickelpläterad
(K)	5
Täcka över	Full överlägg
Max. Dynamisk belastning (lbs/kg)	16,5/7,5

Dellista

Koda	Bild	Namn	PHS23601-60
1		GÅNGJÄRN	60
2		4*16 SKRUVAR	12*30=360

ÿ35 FAST PÅ ENVÄGS HYDRAULISK BUFFERING KORTA ARMAR

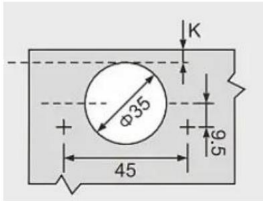
GÅNGJÄRN



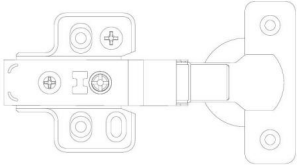
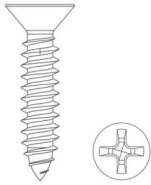
Modell	PHS25001
Cup diameter	35
Cup djup	10.6
Cup mönster	45
Öppning	100
Avsluta	Nickelpläterad
Täcka över	Helt överlägg
(K)	5
Max. Dynamisk belastning (lbs/kg)	7,7/3,5

Dellista			
Koda	Bild	Namn	PHS25001-60
1		GÅNGJÄRN	60
2		4*16 SKRUVAR	8*30=240
3		NÖTTER (Frivillig)	4*30=120
4		SKRUVAR (Frivillig)	4*30=120

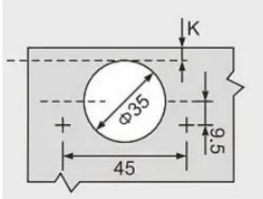
ÿ35 CLIP ON ONE WAY (3D) SEX-VÄGS JUSTERBAR HYDRAULIK BUFFERADE GÅNGJÄRN



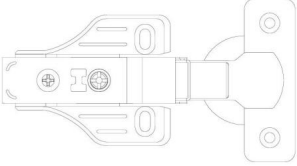
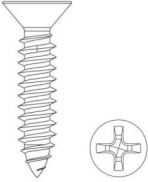
Modell	PHS23701
Cup diameter	35
Cup djup	10.6
Cup mönster	45
Öppning	100
Avsluta	Nickelpläterad
Täcka över	5
(K)	Full överlägg
Max. Dynamisk belastning (lbs/kg)	16,5/7,5

Dellista				
Koda	Bild	Namn	PHS23701 -50	PHS23701 -40
1		GÅNGJÄRN	50	40
2		4*16 SKRUVA S	10*25=250 10*20=200	

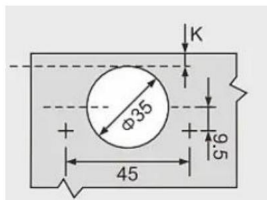
ÿ35 KLÄMPA PÅ ENVÄGS(2D)FYRVÄGS JUSTERBAR HYDRAULIK BUFFERADE GÅNGJÄRN



Modell	PHS25101
Cup diameter	35
Cup djup	10.6
Cup mönster	45
Öppning	100
Avsluta	Nickelpläterad
Täcka över	5
(K)	Helt överlägg
Max. Dynamisk belastning (lbs/kg)	16,5/7,5

Dellista				
Koda	Bild	Namn	PHS25101- 50	PHS25101- 40
1		GÅNGJÄRN	50	40
2		4*16 SKRUVA S	8*25=200	8*20=160

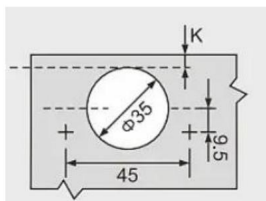
ÿ35(3D)SEX-VÄGS JUSTERBARA MJUKA NÄRA FACE RAMGÅNGJÄRN



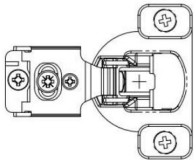



Modell	PHS25201
Cup diameter	35
Cup djup	10.5
Cup mönster	45
Öppning	105
Avsluta	Nickelpläterad
Täcka över	3
(K)	1/2" / 12,7
Max. Dynamisk belastning (lbs/kg)	7,7/3,5

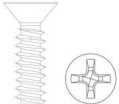
Dellista					
Kodbild		Namn	PHS25201 -60	PHS25201 -30	PHS25201 -20
1		GÅNGJÄRN	60	40	20
2		4*16 SKRUVAR	6*30=180 6*15=90		6*10=60
3		4*20 SKRUVAR	2*30=60	2*15=30	2*10=20
3		NÖTTER (Frivillig)	4*30=120 4*15=60		4*10=40
4		SKRUVAR (Frivillig)	4*30=120 4*15=60		4*10=40

ÿ35(2D)FYRVÄGS JUSTERBAR MJUK NÄRHETS RAM GÅNGJÄRN



Modell	PHS24501
Cup diameter	35
Cup djup	10.5
Cup mönster	45
Öppning	105
Avsluta	Nickelpläterad
Täcka över	3
(K)	1/2" / 12,7
Max. Dynamisk belastning (lbs/kg)	7,7 / 3,5

Dellista				
Koda	Bild	Namn	PHS24501-50	PHS24501-40
1		GÅNGJÄRN	50	40
2		4*16 SKRUVAR	4*25=150	4*20=120
3		4*20 SKRUVAR	2*25=50	2*20=40
4		NÖTTER (Frivillig)	4*25=100	4*20=80

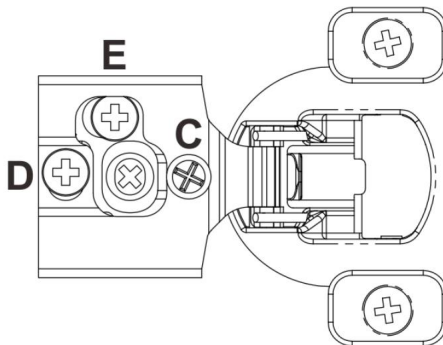
5		SKRUVAR (Frivillig)	4*25=100	4*20=80
---	--	------------------------	----------	---------

DRIFT

ÿ35(3D)SEX-VÄGS JUSTERBARA MJUKA NÄRA FACE RAMGÅNGJÄRN



Justeringsområde:



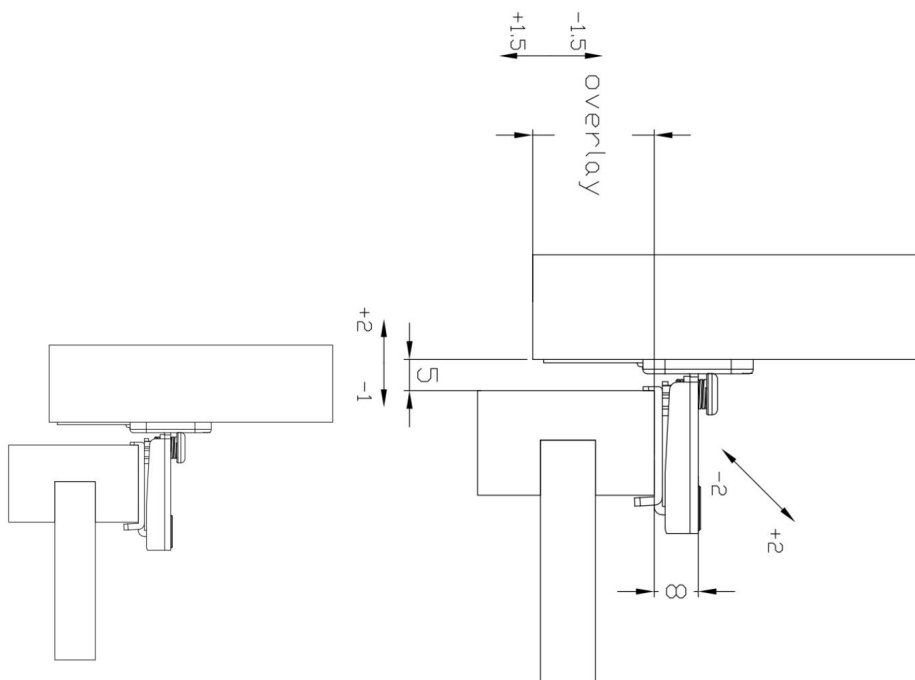
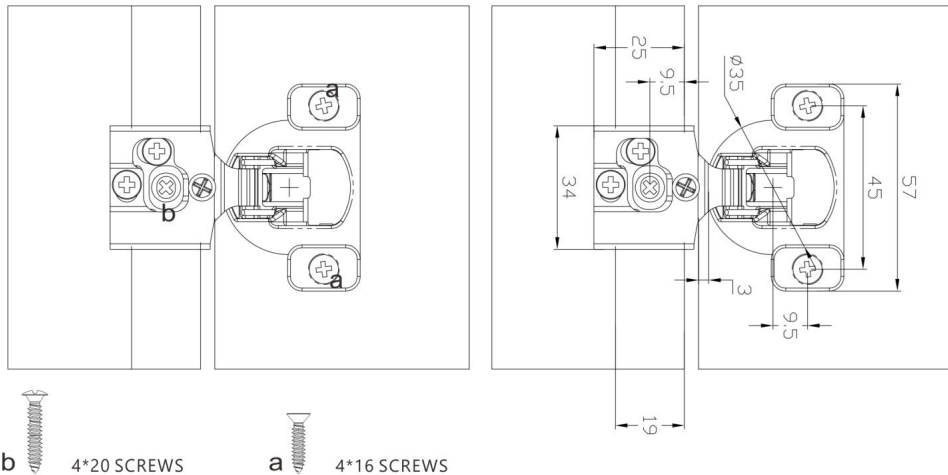
C Överlägg (vänster/höger)

Justering: ±1,8 mm D-
överlägg (fram/bak)

Justering: ±2,0 mm E
Overlay (upp/ner)

Justering: ±1,5 mm

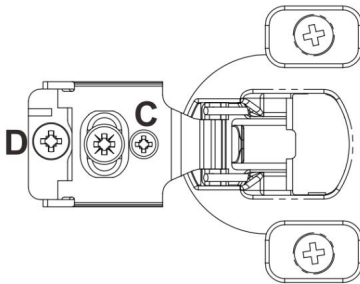
Installationsanvisningar



**ÿ35(2D)FYRVÄGS JUSTERBAR MJUK NÄRHETS RAM
GÅNGJÄRN**



Justeringsområde:



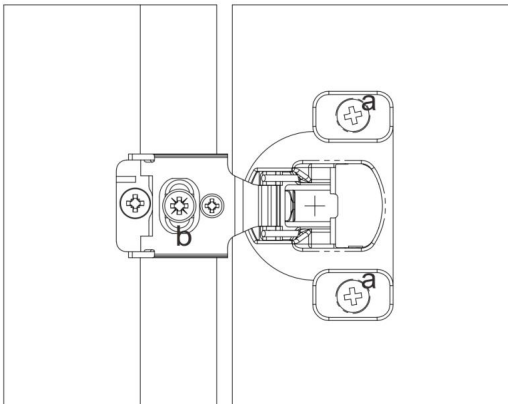
C Överlägg (vänster/höger)

Justering: $\pm 1,8$ mm D-

överlägg (fram/bak)

Justering: $\pm 2,0$ mm

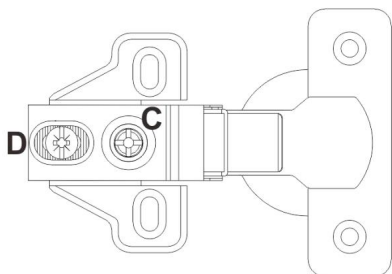
Installationsanvisningar



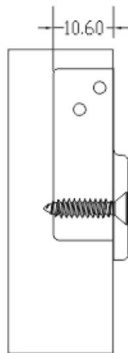
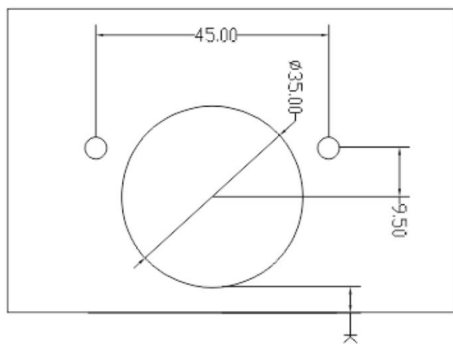
**ÿ35 FAST PÅ ENVÄGS HYDRAULISK BUFFERING KORTA ARMAR
GÅNGJÄRN**



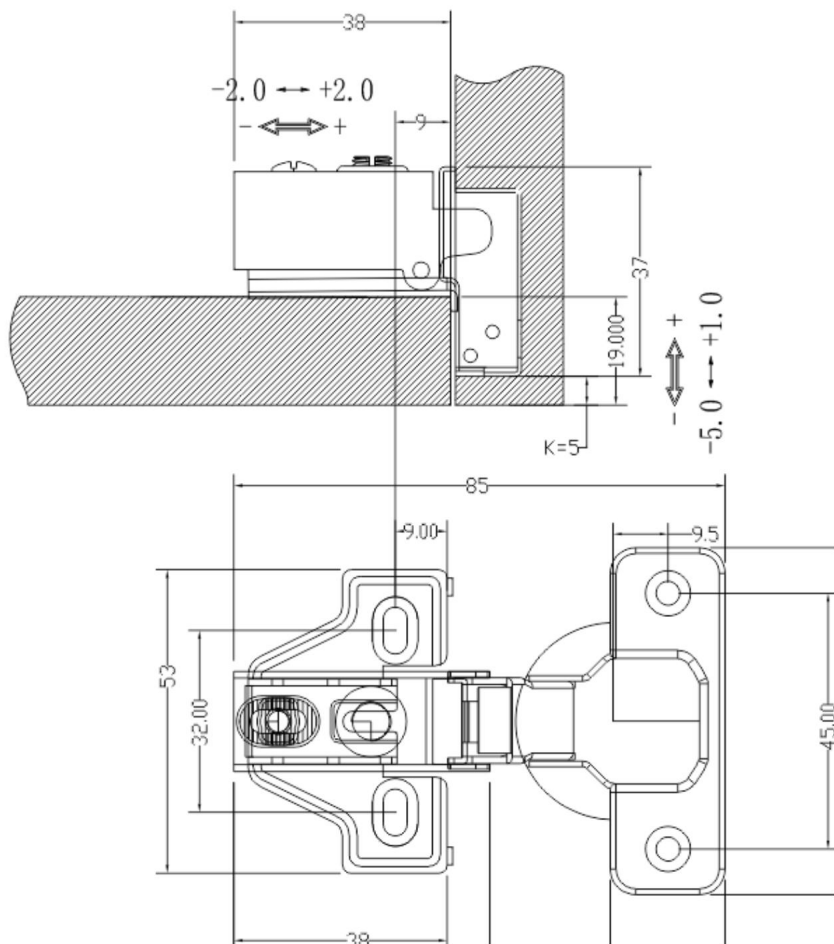
Justeringsområde:



C Överlägg (vänster/höger)
Justeringsområde: ±1,0 mm
D-
överlägg (fram/bak)
Justeringsområde: ±2,0 mm



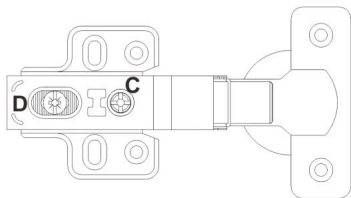
H \ K	3	4	5	6
0	16	17	18	19



ÿ35 KLÄMPA PÅ ENVÄGS HYDRAULISKA BUFFERINGSGJÄRN



Justeringsområde:

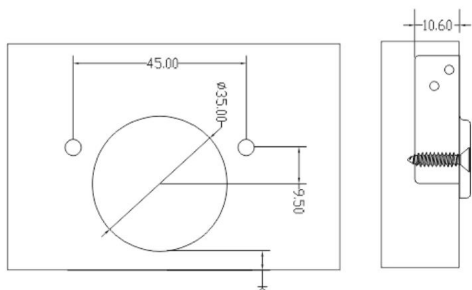


C Överlägg (vänster/höger)

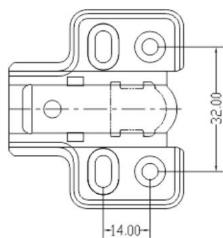
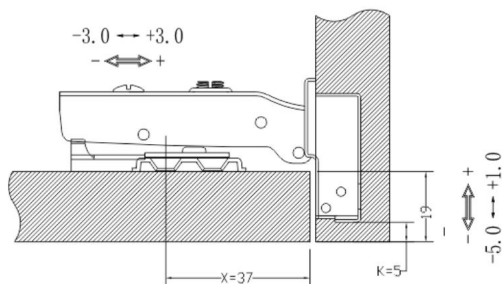
Justering: $\pm 1,0$ mm

D- överlägg (fram/bak)

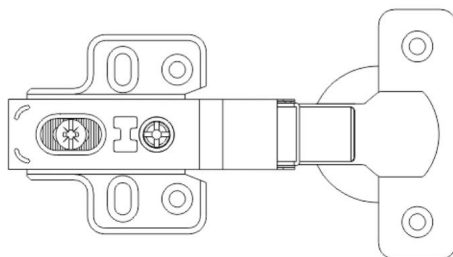
Justering: $\pm 3,0$ mm



H \ K	3	4	5	6
0	16	17	18	19



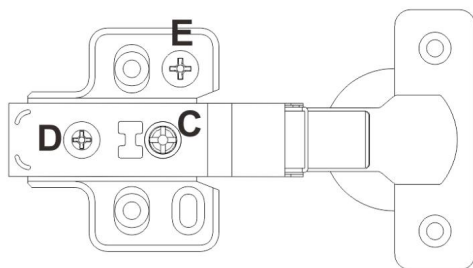
CLIP ON



ÿ35 CLIP ON ONE WAY (3D) SEX-VÄGS JUSTERBAR HYDRAULIK BUFFERINGSGJÄRN



Justeringsområde:



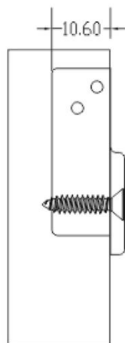
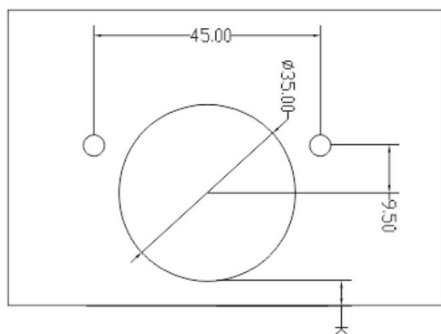
C Överlägg (vänster/höger)

Justering: ±1,0 mm D-
överlägg (fram/bak)

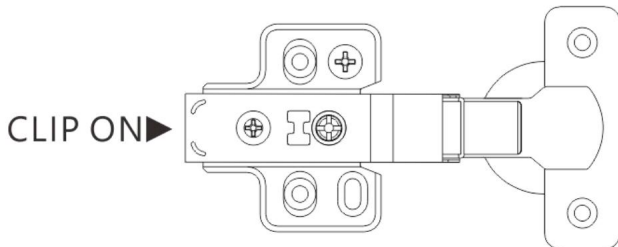
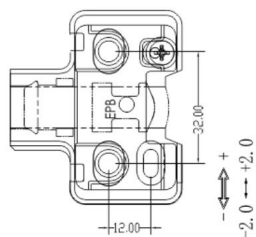
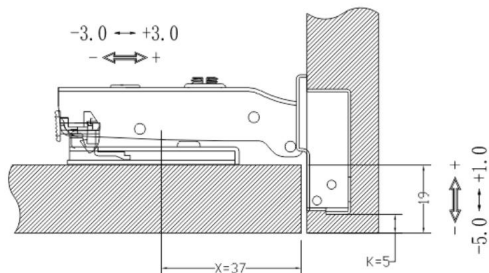
Justering: ±3,0 mm E

Overlay (upp/ner)

Justering: ±2,0 mm



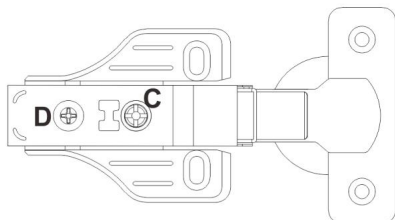
H \ K	3	4	5	6
0	16	17	18	19



**ÿ35 KLÄMPA PÅ ENVÄGS(2D)FYRVÄGS JUSTERBAR HYDRAULIK
BUFFERADE GÅNGJÄRN**



Justeringsområde:

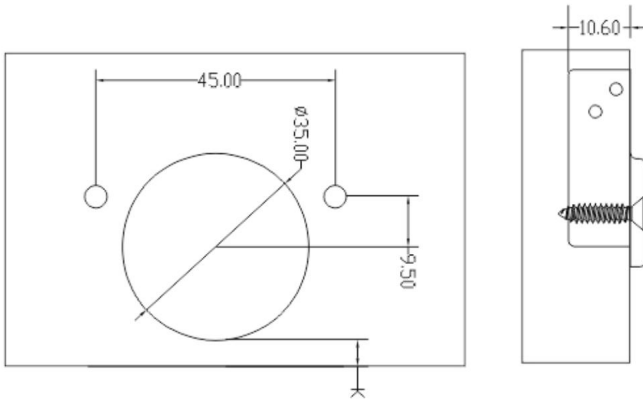


C Överlägg (vänster/höger)

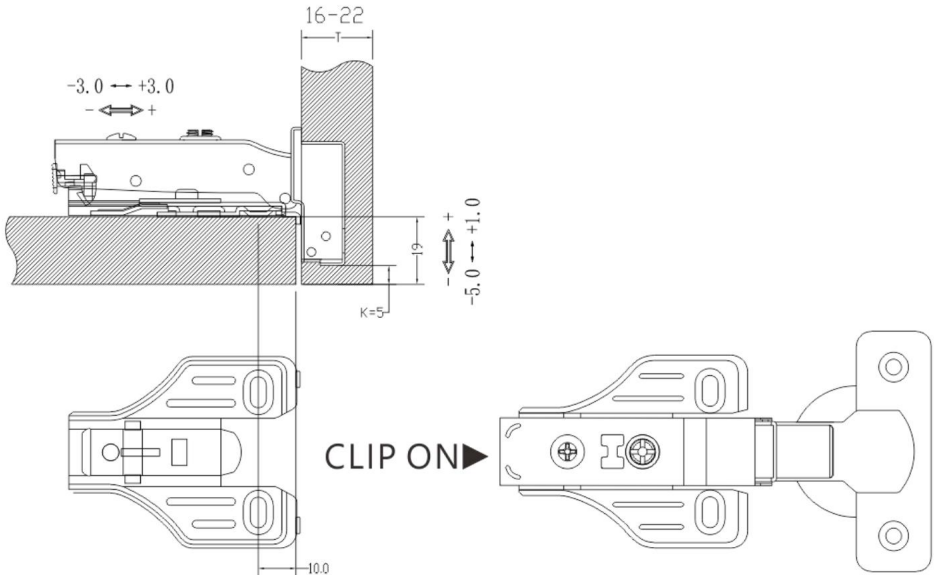
Justering: ±1,0 mm D

Overlay (fram/bak)

Justering: ±3,0 mm



H \ K	3	4	5	6
0	16	17	18	19



Tillverkare: Shanghaimuxinmuyeyouxiangongsi **Adress:**

Shuangchenglu 803nong11hao1602A-1609shi, baoshanqu, shanghai 200000 CN.

Importerad till AUS: SIHAO PTY LTD. 1 ROKEVA STREETEASTWOOD NSW 2122
Australien

Importerad till USA: Sanven Technology Ltd. Suite 250, 9166 Anaheim Place,
Rancho Cucamonga, CA 91730



YH CONSULTING LIMITED. C/O YH Consulting Limited
Office 147, Centurion House, London Road, Staines-
upon-Thames, Surrey, TW18 4AX



E-CrossStu GmbH
Mainzer Landstr.69,
60329 Frankfurt am Main.

VEVOR®

TOUGH TOOLS, HALF PRICE

Teknisk support och e-garanticertifikat

www.vevor.com/support