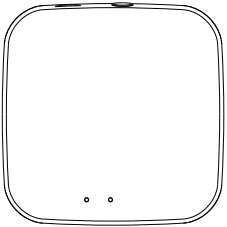


51.7mm

72.3mm



MOES HOME, SMART MOES HOME

Powered by TUYA

Instruction Manual Wireless ZigBee Gateway

ZHUB-W

English

WORKS WITH alexa

WORKS WITH google Assistant

ZHUB-W-MS-CL11

- * Bitte scannen Sie den QR-Code, um das deutsche Handbuch, das Installationsvideo und die Funktionseinführung zu erhalten
- * Escanee el código QR para obtener el manual en español, el video de instalación y la introducción de la función
- * Veuillez scanner le code QR pour obtenir le manuel en français, la vidéo d'installation et l'introduction des fonctions
- * Отсканируйте QR-код, чтобы получить руководство на русском языке, видео по установке и описанию функций
- * Scansionare il codice QR per ottenere il manuale in italiano, il video di installazione e la guida alle funzionalità. Video di installazione e funzionalità
- * Leia o código QR para obter o manual em português, o vídeo de instalação e a introdução das funções
- * Zeskanaj kod QR, aby uzyskać instrukcję obsługi, film instalacyjny i wprowadzenie do funkcji
- * من فضلك قم بمسح رمز الاستجابة السريعة (QR-code) للحصول على دليل المستخدم باللغة العربية و فيديو التثبيت و وصف الوظائف



Product Specifications

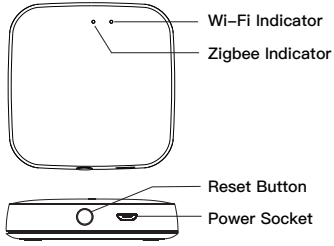
Product name	Wireless ZigBee Gateway
Electrical Parameters	5V 2A
Operating Temperature	-10°C-45°C
Operating Humidity	10%-90% RH(no condensation)
Charge Type	Micro USB DC5V
Wireless Protocol	WiFi 802.11b/g/n ZigBee 802.15.4

Packing list

- Zigbee smart gateway x 1
- Instruction manual x 1
- Power cable x 1

Product Description

The smart gateway is the control center of the ZigBee device. Users can design and implement smart application scenarios by adding ZigBee devices



Preparation For Use

1. Download MOES APP



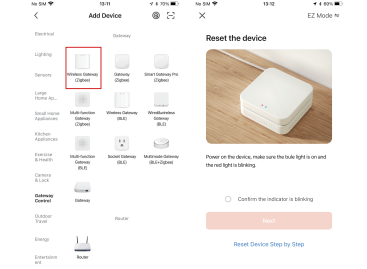
MOES App is upgraded as much more compatibility than Tuya Smart/Smart Life App, functional well for scene controlled by Siri, widget and scene recommendations as the fully new customized service.
(Note: Tuya Smart/Smart Life App still works, but MOES App is highly recommended)

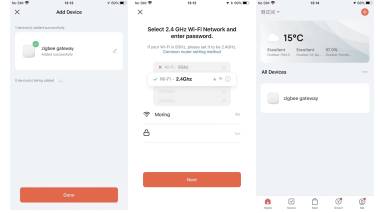


Enter the Register/Login interface; tap "Register" to create an account by entering your phone number to get verification code and "Set password". Choose "Log in" if you already have a MOES account.

Add Devices

- Connect the gateway to the power supply, then press and hold "reset button"
- Confirm that the blue light is on and the red light is blinking fast (if the indicator is in another status, press and hold the reset button until the blue light is on and the red light is blinking fast)
- Open the "MOES" App and click the "+" on the upper right corner of the screen and choose "Wireless Gateway (Zigbee)" to add



- Select 2.4GHz Wi-Fi network and enter password. Confirm when the blue light is on and the red light is blinking fast
 - The connection will take about 30-120 seconds, depending on your network condition
 - Once the device has been added successfully, you will be able to find the device on "My Home" page
- 

Electronic Information Products Toxic And hazardous substance Declaration

Part name	Toxic or harmful substances or elements				
	Lead Pb	Mercury Hg	Cadmium Cd	Hexavalent chromium Cr(VI)	Polybrominated biphenyl PBB
PCB board	○	○	○	○	○
Housing	○	○	○	○	○
Cable	○	○	○	○	○

O: Indicates that the content of this toxic and hazardous substance in all homogeneous materials of this part is below the maximum limit specified in SJ/T1163-2006 Requirements for Concentration Limits for Certain Hazardous Substances in Electronic Information Products;

X: Indicates that the toxic or hazardous substance contained in at least one of the homogeneous materials of the part exceeds the maximum limit specified in the SJ/T1163-2006 standard

10 The figures in this label indicate that the product has an environmental protection use period of 10 years under conditions of normal use, and some parts may also have an environmentally friendly use period mark. The environmental protection use period is based on the number indicated by the mark.

CE Notice



CE Products with the CE marking comply with the Radio Equipment Directive (2014/53/EU), the Electromagnetic Compatibility Directive (2014/30/EU), the Low Voltage Directive (2014/35/EU) – issued by the Commission of the European Union.
Compliance with these directives implies conformity to the following European Standards:
EN300328 V2.1.1
EN301489-1/17 V2.1.1
EN62368-1:2014+A11:2017
EN55032:2015+AC:2016(ClassB);
EN62311:2008

Please read the instruction manual carefully before using the product


SERVICE

Thank you for your trust and support to our products, we will provide you with a two-year worry-free after-sales service (freight is not included), please do not alter this warranty service card, to safeguard your legitimate rights and interests. If you need service or have any questions, please consult the distributor or contact us.

- Product quality problems occur within 24 months from the date of receipt, please prepare the product and the packaging, applying for after-sales maintenance in the site or store where you purchase; If the product is damaged due to personal reasons, a certain amount of maintenance fee shall be charged for repair.
- We have the right to refuse to provide warranty service if:
1. Products with damaged appearance, missing LOGO or beyond the service term
 2. Products that are disassembled, injured, privately repaired, modified or have missing parts
 3. The circuit is burned or the data cable or power interface is damaged
 4. Products damaged by foreign matter intrusion (including but not limited to various forms of fluid, sand, dust, soot, etc.)

RECYCLING INFORMATION

All products marked with the symbol for separate collection of waste electrical and electronic equipment (WEEE Directive 2012/19 / EU) must be disposed of at designated collection points for electrical and electronic equipment designated by the government or local authorities. Correct disposal and recycling will help prevent potential negative consequences for the environment and human health. To find out where these collection points are and how they work, contact the installer or your local authority.



WARRANTY CARD

Product Information

Product Name _____

Product Type _____

Purchase date _____

Warranty Period _____

Dealer Information _____

Customer's Name _____

Customer Phone _____

Customer Address _____

Maintenance Records

Failure date	Cause Of Issue	Fault Content	Principal

Thank you for your support and purchase at we Moes, we are always here for your complete satisfaction, just feel free to share your great shopping experience with us.



If you have any other need, please do not hesitate to contact us first, we will try to meet your demand.



- Facebook: @moessmart
- YouTube: MOES.Official
- Instagram: @moes_smart
- Twitter: @moes_smart
- LinkedIn: @moes_smart
- Website: www.moes.net

UK LLP EVATOST CONSULTING LTD
Address: Suite 11, First Floor, Moy Road Business Centre, Taffs Well, Cardiff, Wales, CF15 7QR
Tel: +44-292-1680945
Email: contact@evatmaster.com

CE REP E-CrossStu-GmbH
Mainzer Landstr. 69, 60329 Frankfurt am Main
Made in China

Manufacturer:
WENZHOU NOVA NEW ENERGY CO.,LTD
Address: Power Science and Technology Innovation Center, NO.238, Wai 11 Road, Yueqing Economic Development Zone, Yueqing, Zhejiang, China
Tel: +86-577-57188815
After-sale Service: service@moeshouse.com