

Please make sure to read the enclosed Ninja® Instructions prior to using your unit.



NINJA®

**Perfect Temperature
Kettle**

**QUICK START
& RECIPE GUIDE**



NINJA[®]

Perfect Temperature Kettle

Introducing the Ninja Perfect Temperature Kettle.

Tradition meets innovation. With its sleek design, this modern kettle combines contemporary style with extraordinary performance, giving you complete temperature control over your hot drinks.

TABLE OF CONTENTS

| | |
|-----------------------------|----|
| GETTING TO KNOW YOUR KETTLE | 01 |
| QUICK START GUIDE | 02 |
| INSPIRATIONAL DRINKS | 05 |



GOLDEN
MILK
LATTE

08



07

ORANGE
HIBISCUS
TEA

08



06

GETTING TO KNOW YOUR KETTLE

Did you know that temperature can directly impact the taste of your favourite drink?

6 pre-set temperatures at the touch of a button ranging from 60°C - 100°C means no more burnt coffee or tea. Whether you prefer green, oolong or herbal tea or freshly ground coffee the kettle lets you select from 6 pre-set temperatures for the perfect cup every time.




Not shown
Fast boil 3000W
Safety auto shut off
Boil dry protection

USING THE UNIT

Before using the kettle, refer to the Before First Use section on page 5 of the Instructions.

Did you know?

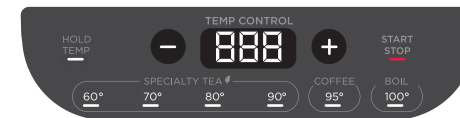
Filling the kettle with only the minimum amount of water needed can save both time and energy.



1.

Fill with the desired amount of water using the water level window as a guide. Close the lid and set the kettle on the power base.

NOTE: ONLY fill with water. DO NOT fill with other liquids.



2.

Select a preset temperature or use the +/- controls to manually set the temperature from 40°C to 100°C increments.

NOTE: To change from Fahrenheit to Celcius, press and hold the Hold Temp and Plus buttons for 5 seconds.

Powering off:

The kettle will automatically enter sleep mode after 5 minutes of inactivity. To manually power off, press and hold the START/STOP button for 3 seconds. To waken the kettle, press anywhere on the control panel or lift the kettle off the base.



3.

Press START/STOP once to start the heating cycle. The water window will illuminate, and the display will show the current temperature as it climbs. Once the selected temperature has been reached, the unit will beep and automatically shut off.

NOTE: To turn off the audible beeps, press and hold the Hold Temp and Minus buttons for 5 seconds.

HOLD TEMP

The kettle has a Hold Temp feature which holds water at the selected temperature for up to 30 minutes. If not using water right away, press the Hold Temp button before, during, or within 30 seconds of completion of a heating cycle.

NOTE: Hold Temp will only activate when a heating cycle is active. If Hold Temp is pressed before a heating cycle, you must press START/STOP to start the heating cycle.

After 30 minutes of holding the temperature the Hold Temp will automatically deactivate. If the kettle is removed from the base at any point during the 30 minutes, then Hold Temp will be deactivated.

NOTE: If 100°C/BOIL is selected, the temperature will hold at 93°C for up to 30 minutes.

USING THE KETTLE

TEMPERATURE PRESETS

Every type of tea and coffee has an optimal brewing temperature that brings out the most flavour. Our presets allow you to make the most robust and flavourful cup every time.

HOLD TEMP

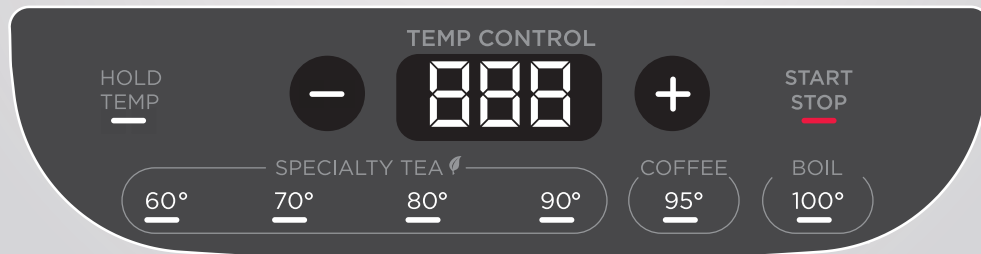
Press at the beginning, during or at the end of a program to hold your selected temperature for up to 30 minutes.

+ / -

Press to increase or decrease the temperature selection in 5°C increments from 40°C to 100°C.

START/STOP

Press once to start the program. There is auto stop at the end of the program. Press again if you need to end during a heat cycle.



6 TEMPERATURE PRE-SETS

60°C, 70°C, 80°C, 90°C, 95°C, 100°C



MORE POSSIBILI-TEAS THAN EVER BEFORE.

Enjoy a relaxing cup of hot tea, steeped at the perfect serve temperature to please your taste buds.

| PRE-SET TEMPERATURE | RECOMMENDED DRINK TYPE | IDEAL RANGE FOR MANUAL CONTROL |
|---------------------|---|--------------------------------|
| 60°C | Jasmine White Teas Green Teas Yellow Teas Matcha | 70°C to 85°C |
| 70°C | | |
| 80°C | | |
| 90°C | Oolong Teas | 90°C - 95°C |
| 95°C | Instant coffee, French Press, Pour Over | 90°C - 95°C |
| 100°C | Black Teas (Assam, English Breakfast, Earl Grey) Herbal Teas Hot Chocolate Instant Soup Fruit Teas Rooibos Chai | 100°C |

NOTE: This table is a recommended guideline only and may vary depending on personal preference, tea/coffee type and age. Experiment with your favourite beverage and adjust the temperature and steep times to suit personal taste. **DO NOT** steep coffee or tea directly in the kettle.



PINEAPPLE BASIL ICED GREEN TEA

Type: Green Tea
Temperature Setting: 80°C
Makes: 1 (650ml) serving

INGREDIENTS

2 green tea bags
1 tablespoon fresh basil, finely chopped, plus more for garnish
500ml ice
125ml pineapple juice
Pineapple slice, for garnish

DIRECTIONS

1. Place tea bags and basil on a small square of muslin. Wrap the muslin into a ball and tie to make a tea bag. Set aside.
2. Fill the kettle with water. Select 80°C, then select START to begin heating.
3. When heating is complete, carefully remove the kettle from the base and pour 525ml of the water into a jug. Steep the tea bag for 2-3 minutes.
4. When the tea is cooled, pour over ice and stir in pineapple juice. Garnish with a pineapple slice.

TIP You can use an infuser instead of muslin for tea preparation.



ZEN GREEN TEA

Type: Green Tea
Temperature Setting: 80°C
Makes: 1 (300ml) serving

INGREDIENTS

1 green tea bag
5cm piece fresh lemongrass, smashed, chopped
Peel of 2 lemons, pith removed
1 tablespoon tightly packed fresh mint leaves

DIRECTIONS

1. Place all ingredients on a small square of muslin. Wrap the muslin into a ball and tie to make a tea bag. Set aside.
2. Fill the kettle with water. Select 80°C, then select START to begin heating.
3. When heating is complete, carefully remove the kettle from the base and pour 300ml of the water into a cup. Steep the tea bag for 2-3 minutes.



CHAI LATTE

Type: Black Tea
Temperature Setting: 90°C
Makes: 1 (300ml) serving

INGREDIENTS

1 teaspoon cardamom seeds
1 whole nutmeg
1/2 cinnamon stick
5 whole cloves
2 star anise
1/2 teaspoons black peppercorns
125g nonfat powdered milk
2 tsp ground ginger
90g black tea leaves
Sugar

DIRECTIONS

1. Place all ingredients except for sugar into a food processor or blender. Pulse to combine.
2. Store mixture in an airtight jar.
3. Fill the kettle with water. Select 90°C, then select START to begin heating.
4. Place 2 teaspoons of the Chai Latte Mix on a small square of muslin. Wrap the muslin into a ball and tie to make a tea bag. Set aside.
5. When heating is complete, carefully remove the kettle from the base and pour 250ml of water into a cup. Steep the tea bag for 5-8 minutes. Stir in sugar to taste.

ORANGE HIBISCUS TEA

Type: Herbal Tea
Temperature Setting: 100°C
Makes: 1 (450ml) serving

INGREDIENTS

2 hibiscus blend tea bags
Peel of 4 oranges, pith removed
1 teaspoon honey
1/4 teaspoon ground cinnamon
2 tablespoons fresh orange juice

DIRECTIONS

1. Place tea bags and orange peels on a small square of muslin. Wrap the muslin into a ball and tie to make a tea bag. Set aside.
2. Fill the kettle with water. Select 100°C, then select START to begin heating.
3. When heating is complete, carefully remove the kettle from the base and pour 450ml of the water into a cup. Add honey, cinnamon, and orange juice. Steep the tea bag for 5-6 minutes.

TIP If you can't find hibiscus tea, substitute with your favorite floral blend.

GOLDEN MILK LATTE

Type: Black Tea
Temperature Setting: 90°C
Makes: 1 (300ml) serving

INGREDIENTS

2 black tea bags
1/2 teaspoon fresh turmeric root, finely chopped
1/2 teaspoon ground ginger
1/2 teaspoon ground coriander
1/2 teaspoon ground cinnamon
1/8 teaspoon ground cardamom
1/8 teaspoon ground black pepper
125ml coconut milk
1/2 teaspoon honey

DIRECTIONS

1. Place all ingredients except for coconut milk and honey on a small square of muslin. Wrap the muslin into a ball and tie to make a tea bag. Set aside.
2. Fill the kettle with water. Select 90°C, then select START to begin heating.
3. When heating is complete, carefully remove the kettle from the base and pour 200ml of water into a cup. Steep the tea bag for 4 minutes.
4. Stir in coconut milk and honey to enjoy.

NINJA[®]

**Perfect Temperature
Kettle**

NINJA is a registered trademark of SharkNinja Operating LLC.

© 2021 SharkNinja Operating LLC

KT201UK_QSG_IG_MP_210910_Mv1