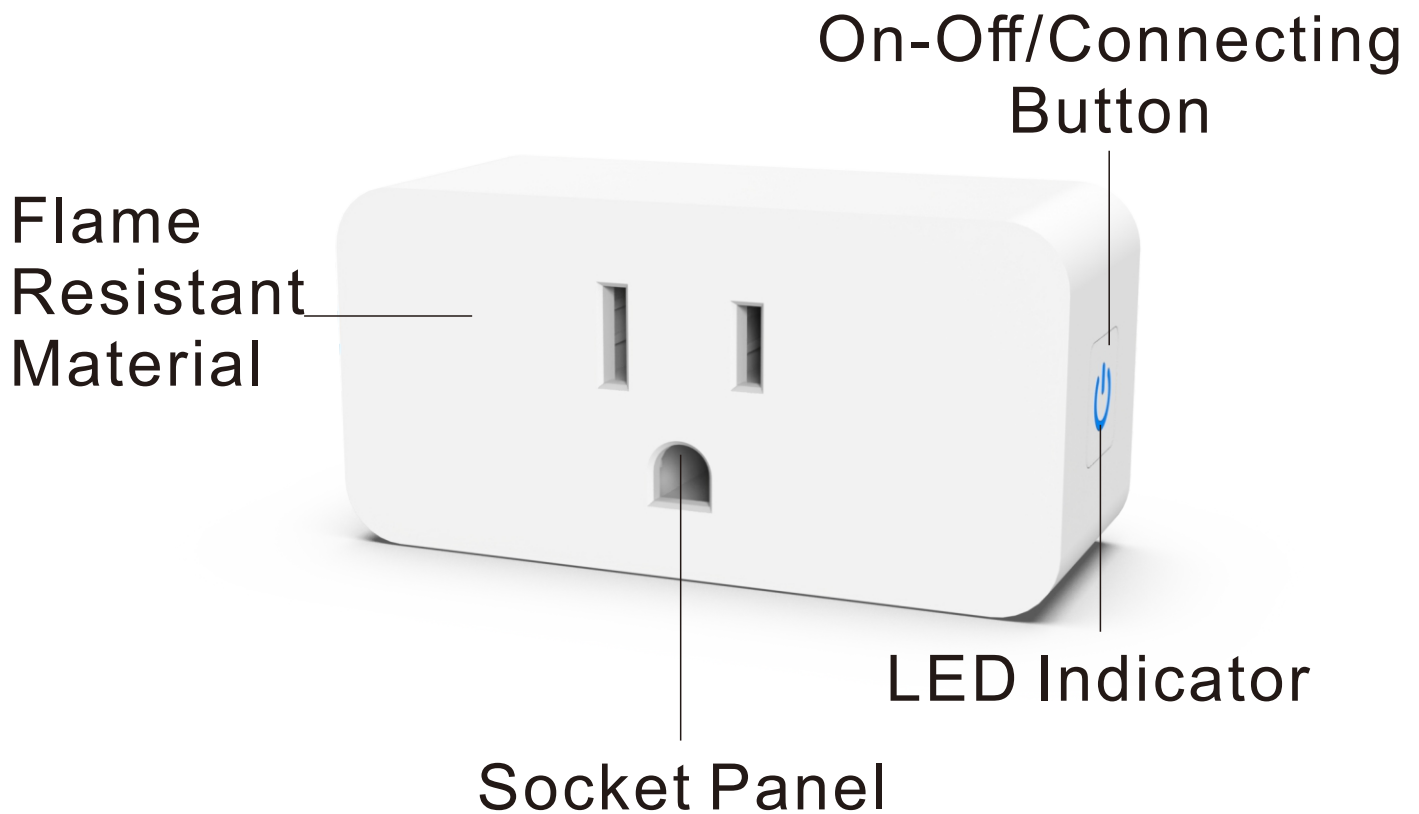


**Aiseek**<sup>TM</sup>

# User Manual

Model:Energy Monitoring-Plug  
Pro Series Smart Plug

# At a Glance



With AiSeek Smart Plug, you can remotely turn on or off home appliances simply with a network connected mobile phone. Or just press on the device to come them on or off.

LED Indicator	Status
Solid blue	Power on Wi-Fi connected
No light	Power off Wi-Fi connected
Flashing blue	Connecting to Wi-Fi

## Specifications

Model	Energy Monitoring-Plug
WiFi Frequency	2.4GHz
Input/Output	120V~60Hz 15A
Max Load Power	1800W
Working Temperature	-20°C-50°C(-4°F-122°F)
App Support	iOS/Android

# How to connect the device

1. Scan the QR code below or search for "Smart Life" or "Tuya" App in your mobile app store



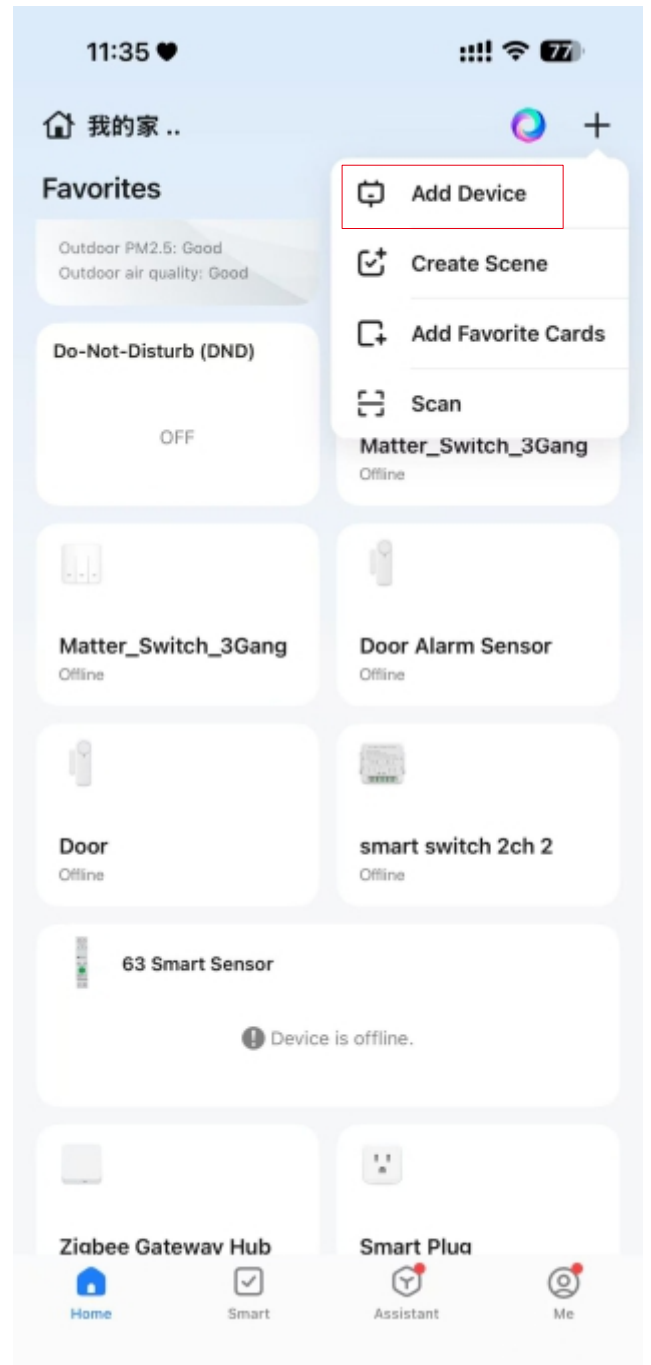
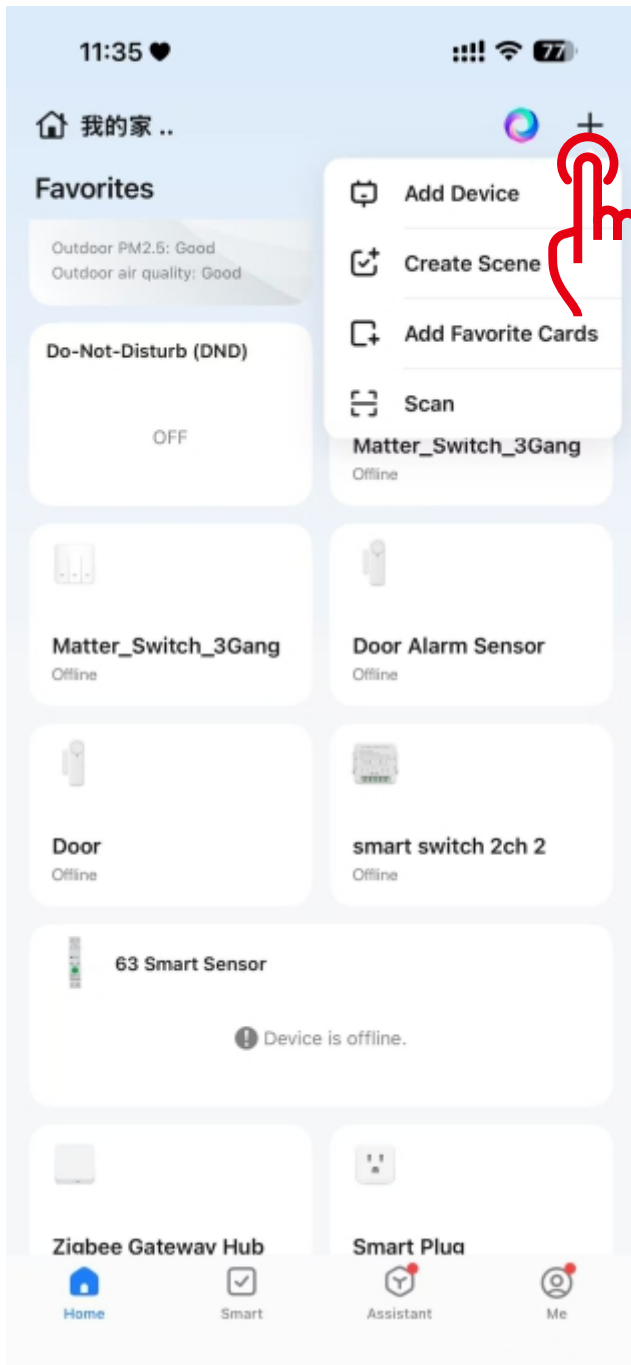
**Press and hold the power button for 5 seconds to put the device into pairing mode**

(Follow the steps as shown in the diagram)

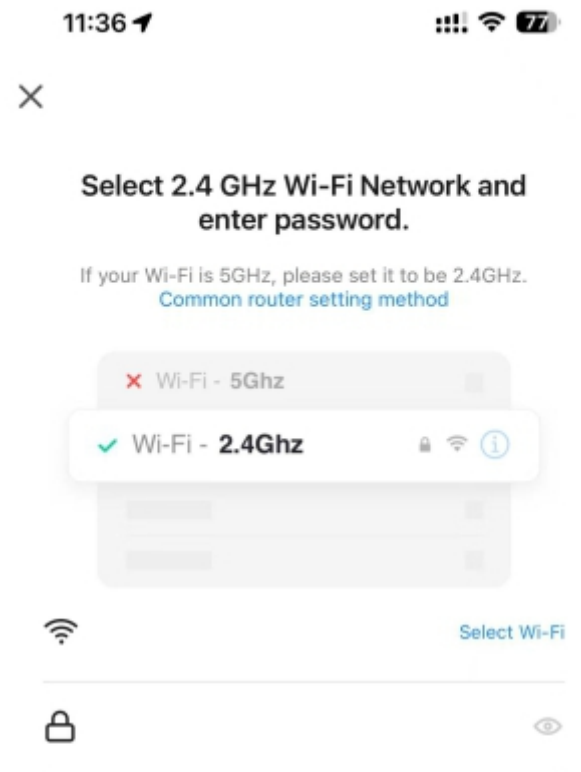
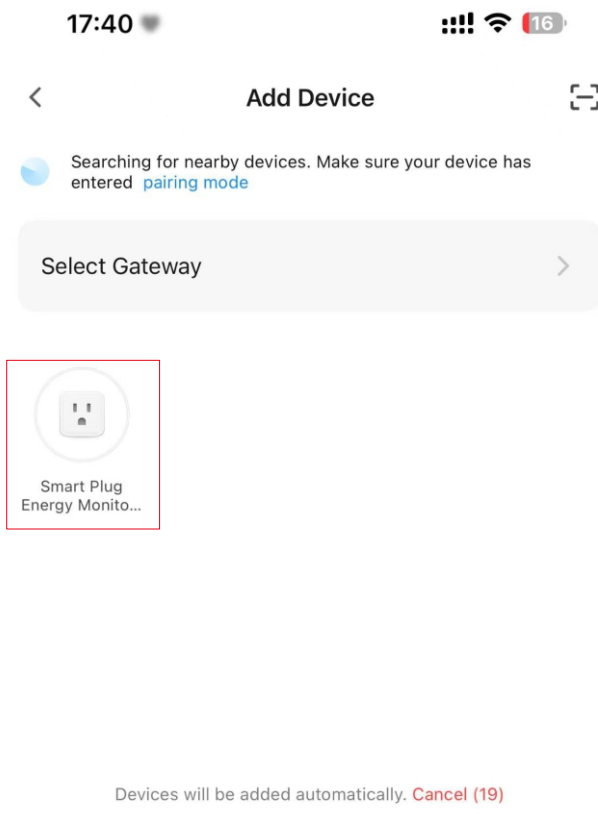


**Note: Before pairing, make sure to turn on WiFi and ensure it is 2.4G**

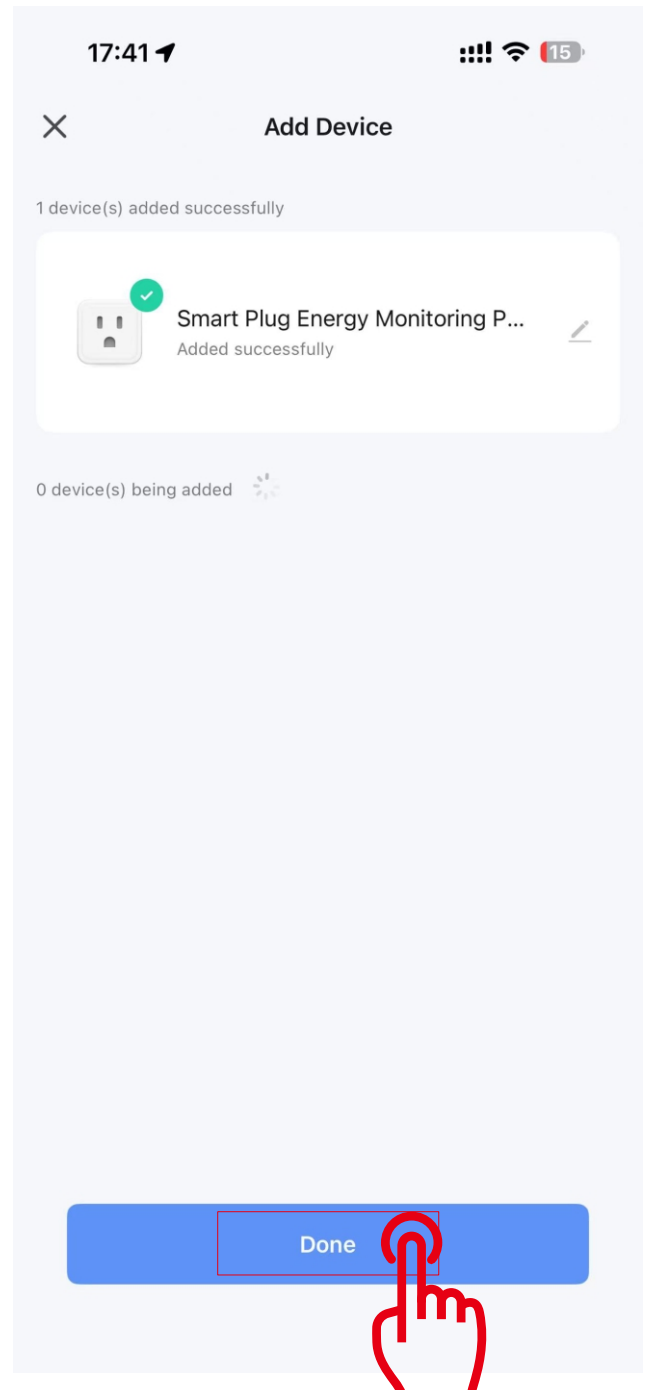
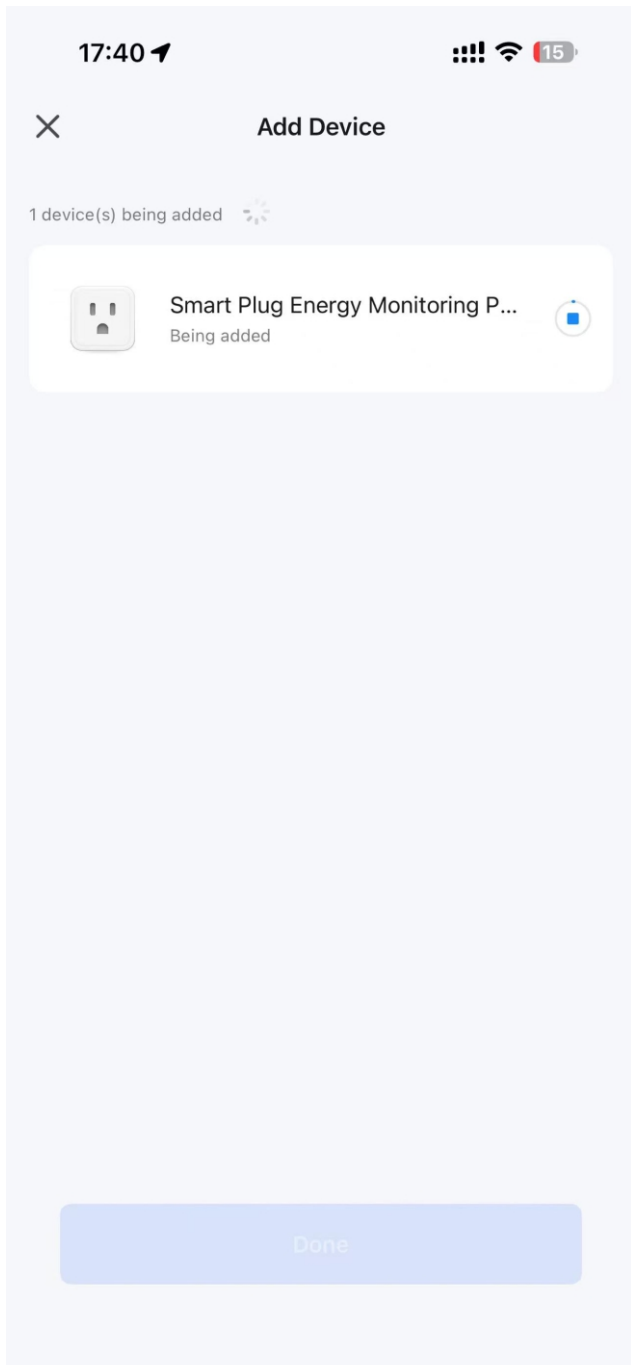
2. Go to the page, click "+" and then click "Add Device"



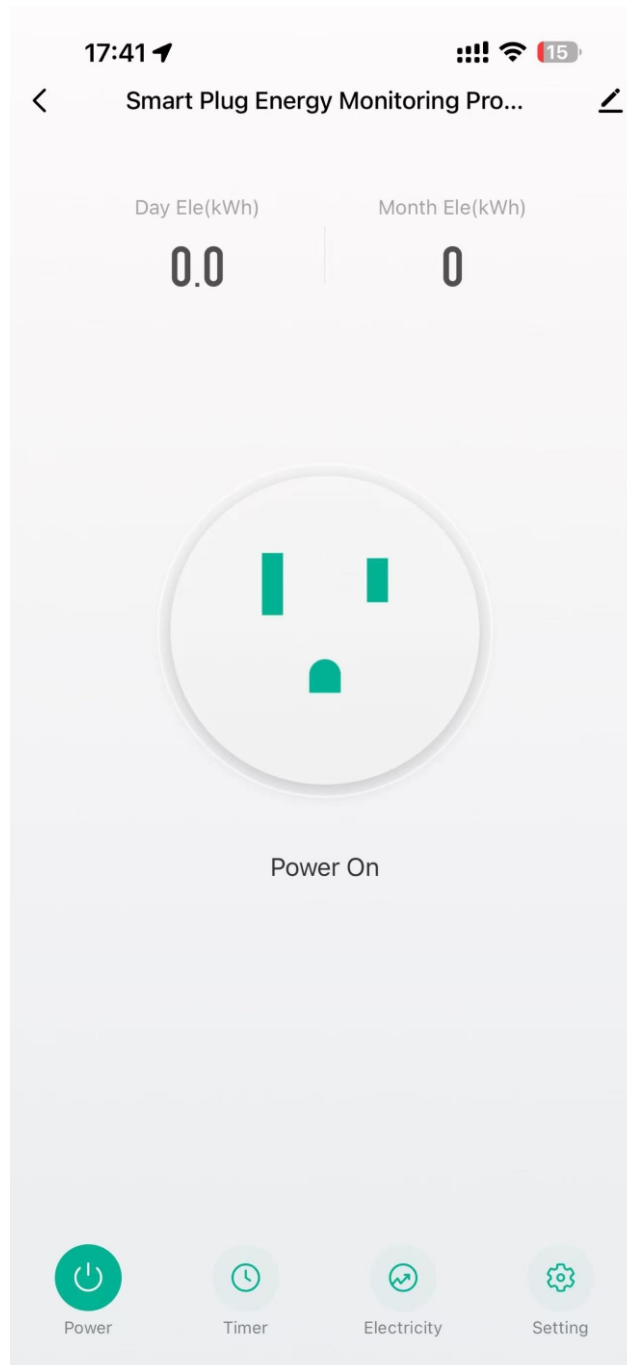
3. The search device enters the pairing state.  
The search device successfully clicks the device  
selects 2.4G WiFi and enters the password.



4. The device is in the pairing process.  
Please wait patiently. After the device is paired  
click "Done".



5. The device pairing is complete.  
You can now start enjoying your smart life.



# Using Your Device

## 1.App Control

Remote  
On/Off

Turn On/Off the device remotely.

Timer  
Setting

Turn On/Off the device at preset time automatically.

Off Delay

Automatically turn off the device after the time period you preset.

Energy  
Monitoring

Check your home's electricity use anytime

Relay  
Status

Remember last status

Overcharge  
Switch

Whenever the power is less than 3w for 40 minutes, the device will be turned off.

## 2 Voice Control

The device supports voice control via Alexa and Google Assistant, please refer to "Using guidance" to activate. The "Using guidance" can be found through:

- a. Open the Smart Life app, select your plug in the Devices page.
- b. Tap setting icon in the top right corner.
- c. Tap "Using guidance" to follow on-screen instructions.

## Troubleshooting

### 1. Fail to connect to Wi-Fi.

- a. Please keep your device within 100 feet of your phone.
- b. Make sure the Wi-Fi name and the password you entered is correct.
- c. Make sure the Wi-Fi you connect to is 2.4GHz.  
\* 5GHz is not supported.

2. Lost W-Fi connection./Cannot use the device with the app.

a. Make sure your home Wi-Fi works well.

b. Check whether the Wi-Fi password has been modified.

c. Keep the distance between your device and phone as short as possible

d. Check if the device is connected to Wi-Fi via the indicator light. If the light flashes blue follow the steps above to reconnect the device to Wi-Fi.

## **Warning**

1 Do not press the On-Off button quickly and frequently.

2. Do not plug in the appliance whose power is higher than 1800W.

# Safety Instructions

- This device is recommended for use indoors and in a dry location only.
- The device should only be used within its issued outlet rating stated in the instructions.
- Please contact the AiSeek team for a replacement if there is any damage caused by transportation.
- Please correctly plug in the socket and keep away from children.
- For added safety, please make sure to plug in the socket fully before using.
- Please do not disassemble the device. Otherwise, the device may get damaged or become a safety hazard.

## FAQ

**Q:** I followed the instructions to put my device in pairing mode, but it still failed to be found. What can I do?

**A:** Make sure your device is powered on, and check if the indicator light is slowly flashing. If not, it means that the device has exited the pairing mode. Please hold down the reset button for five seconds to re-enter pairing mode.

If the info above doesn't clear up your problem you're welcome to reach us via your Amazon order or our email.

## Features

You can easily check the status of your devices from anywhere, create smart scenes, and share device control with your family members.



Warranty: 12-Month Limited Warranty



Support: Lifetime Technical Support



Email: [aiseeksupport@aiseeksmart.com](mailto:aiseeksupport@aiseeksmart.com)



Official Website: [www.aiseeksmart.com](http://www.aiseeksmart.com)