

PYLE

PyleUSA.com



PLCMRV77WP

Single CH 7" 1080P HD Digital Wireless Monitor and Wireless License Camera System

Waterproof Night Vision Cam, Backup/Reverse Visual Assistance Kit
(12/24V for Bus, Truck, Trailer, Van, RV, Camper)

USER GUIDE

Features:

- 1080p HD Quality
- All View Angle IPS TFT LCD Panel
- 2.4G Digital Wireless Transmit Solution
- Wireless Transmit Range at About 300M
- Camera With Microphone for Sound Wireless Transmit
- Monitor Have Sound Mute Operation Button
- Camera With License Plate, Easy Operation & Installation on Vehicles
- Single Cam View: Displays Picture from (1) Camera

Monitor Specs:

- Panel: 7-inch Digital Panel Screen (IPS panel, Full Angle of View)
- Resolution: 800*480
- Power: DC12V & DC24V (MAX. to 36V)
- Power Consumption: Less than 5W
- Max. Current: Less 450mA
- Storage temperature: -30°C~80°C (22°F~176°F)
- Working temperature: -20°C~70°C (-4°F~158°F)
- With Sound control button
- With Speaker Built-in
- Monitor Wireless Receiver spec.
- Operating frequency range Cover: 2.4GHz~2.4835GHz
- Output Power: 17±1dBm @TYp 20dBm@max (if necessary)
- Modulation Type: FSK/GFSK
- RX Sensitivity: -89dBm (Typ.) @4MHz BER<1E-3
- RF Bit Rate: 4MHz BER<1E-3
- Spread Spectrum: FHSS
- Distance: Over 984 ft.
- Monitor Dimensions: 70" x 46.85" x 20" -inches

What's in the Box:

- 7" Display Monitor
- Waterproof Camera
- Power & Wiring Harness
- Sun Visor Monitor Hood

Camera Specs:

- Image Sensor: 1/3 sensor
- Effective Pixels: 720x576 pixel
- System: AHD
- Night vision visible distance: about 3 meters
- IR Night Vision: with IR
- Night vision visible distance: about 3 meters
- Power: DC 12V & 24V
- Power Consumption: Less than 5W
- Max. Current: Less 450mA
- Storage temperature: -30°C~80°C (22°F~176°F)
- Working temperature: -20°C~70°C (-4°F~158°F)
- Sound: With Microphone Built-in
- Camera Wireless Transmit spec.
- Operating frequency range Cover: 2.4GHz~2.4835GHz
- Output Power: 17±1dBm @TYP 20dBm@max (if necessary)
- Modulation Type: FSK/GFSK
- RX Sensitivity: -89dBm (Typ.) @4MHz BER<1E-3
- RF Bit Rate: 4MHz BER<1E-3
- Spread Spectrum: FHSS
- Distance: Over 984 ft.
- Camera Dimension: 98.5" x 30" x 18.9" -inches

Mounting Guide

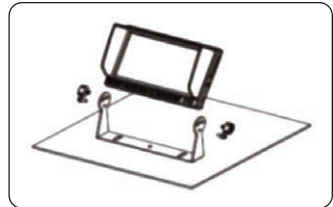
A. Installing Position

**Please test the monitor and camera before installation.*

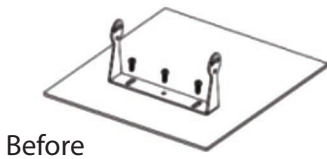


B. Monitor U Shape Bracket Mount

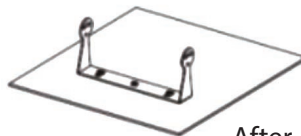
Step 1: Find and take out the U shape bracket and Monitor from the box.



Step 2: Install the U shape Bracket on the dashboard of the vehicle.



Before

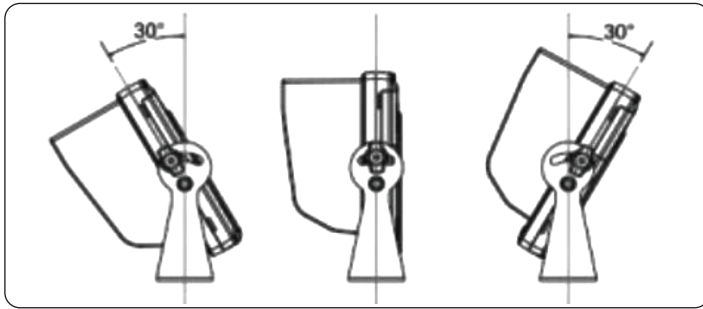


After

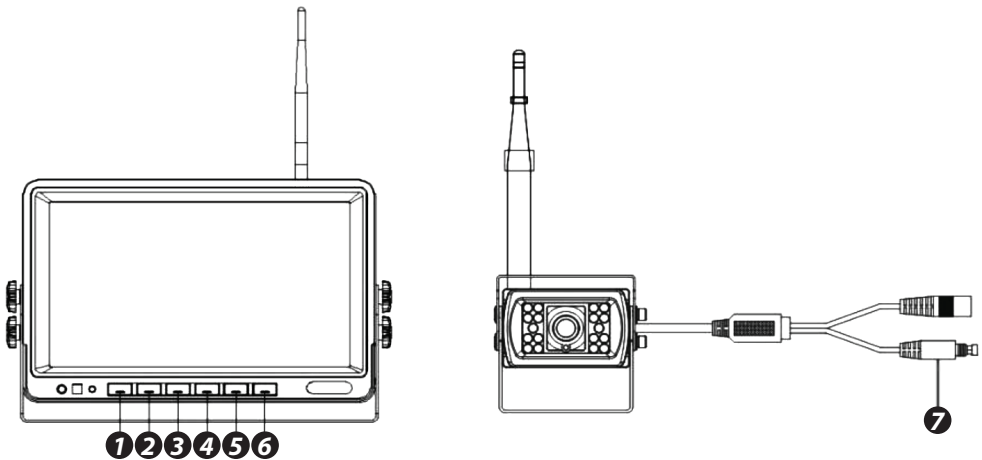
Step 3: Put the Monitor onto the U shape Bracket and and install the screws.



Step 4: Adjust the best angle to allow optimum driver viewing comfort.



Monitor & Camera Button Functions



1. Pair Button (Press and hold to mute sound)
2. Distance Scale Line On/Off
3. Picture Reverse
4. Brightness +
5. Brightness -
6. Power
7. Camera Pair Button

Normally, the monitor is paired with a backup camera before leaving the factory, if it's not paired, just press the monitor and camera pair button to match it.

The wireless Camera with Microphone can transmit sound, if you want to mute the sound, just press and hold the monitor pair button.

PYLE

PyleUSA.com

Questions? Comments?

We are here to help!

Phone: (1) 718-535-1800

Email: support@pyleusa.com