

## 60CM MINIMAL HANDLELESS OVENS AND COMPANIONS

---

# PLANNING GUIDE

---

**SERIES 11 PYROLYTIC OVEN** | OB60SAMPUNB5, OB60SAMPUNG5

**SERIES 11 COMBI-STEAM OVEN** | OS60SAMHUNB5, OS60SAMHUNG5

**SERIES 11 COMPACT COMBI-STEAM OVEN** | OS60NAMHUNB5, OS60NAMHUNG5

**SERIES 11 COMPACT COMBI-MICROWAVE OVEN** | OM60NMUNB5, OM60NMUNG5

**SERIES 9 BUILT-IN COFFEE MAKER** | EB60MSB3, EB60MSG3

**SERIES 9 TALL WARMING DRAWER** | WB60SMTB3, WB60SMTG3

**SERIES 9 INTEGRATED TALL WARMING DRAWER** | WB60SDTEI3

**SERIES 9 WARMING DRAWER** | WB60SMB3, WB60SMG3

**SERIES 9 INTEGRATED WARMING DRAWER** | WB60SDEI3

**SERIES 9 VACUUM SEAL DRAWER** | VB60SMB3, VB60SMG3

**SERIES 9 INTEGRATED VACUUM SEAL DRAWER** | VB60SDEI3

## INTRODUCTION

This comprehensive planning guide provides you with the framework and tools to achieve your desired design outcome with Fisher & Paykel appliances. In this guide, you will find a range of conceptual, detailed, and dimensional product information to bring your ideas to life and create spaces that truly reflect your vision.

## SUPPORT

For additional design planning and installation support please contact the Fisher & Paykel design support team.

**[designsupport@fisherpaykel.com](mailto:designsupport@fisherpaykel.com)**

## NOTES

The models shown in this Planning Guide may not be available in all markets and are subject to change at any time. Refer to our website [fisherpaykel.com](http://fisherpaykel.com) for the latest document version. Product specifications may vary from those shown.

This Planning Guide should not be used as installation guidance for any product. Specific installation guidance will be available with the product on delivery and on our website.

---

## CONCEPT DESIGN

PAGE

### DESIGN CHOICE

Styles	4
Minimal Handleless Style	5
Installation Options	6
Overview	7

### SPECIFICATION GUIDE

Pyrolytic Oven	9
Combi-Steam Oven	10
Compact Combi-Steam Oven	11
Compact Combi-Microwave Oven	12
Built-in Coffee Maker	13
Tall Warming Drawer	14
Integrated Tall Warming Drawer	15
Warming Drawer	16
Integrated Warming Drawer	17
Vacuum Seal Drawer	18
Integrated Vacuum Seal Drawer	19
Dimensions - Ovens	20
Dimensions - Compact Ovens and Built-in Coffee Maker	21
Dimensions - Drawers	22
Services	23

---

## DEVELOPED AND DETAILED DESIGN

PAGE

---

## DEVELOPED AND DETAILED DESIGN

PAGE

---



## DESIGN CHOICE



**MINIMAL STYLE - HANDLELESS**



**MINIMAL STYLE**



**CONTEMPORARY STYLE**

Celebrating a singular aesthetic to blend seamlessly into the kitchen, Minimal style ovens feature subtle textural and tonal contrasts for a sense of refinement and purity.

Defined by clean lines and timeless design cues, Contemporary style ovens bring a sense of balance and refinement. A versatile aesthetic that complements a range of kitchen styles.

This Planning Guide is for the Minimal Handleless Style featuring 60cm Ovens and Companions. For information on other styles, please visit the Fisher and Paykel website. To see what models are available, head to the 'Overview' section in this Planning Guide.

The models shown in this Planning Guide may not be available in all markets and are subject to change at any time. Product specifications may vary from those shown. This Planning Guide should not be used as installation guidance for any product. Further information is required to safely and correctly install the products featured here. Specific installation guidance will be available with the product on delivery and on our website [fisherpaykel.com](https://fisherpaykel.com)



FINISH

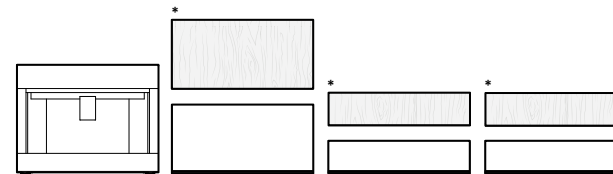
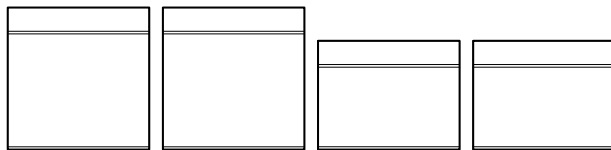

OVENS

COMPANIONS

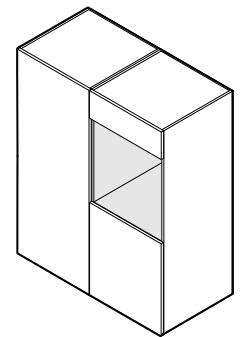
INSTALLATION OPTIONS

PYROLYTIC
COMBI-STEAM
COMBI-MICROWAVE

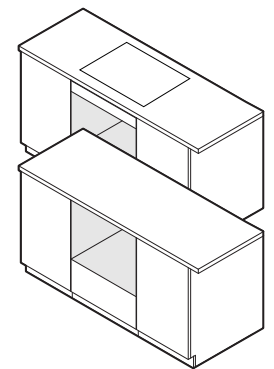
BUILT-IN COFFEE MAKER
TALL WARMING DRAWER
WARMING DRAWER
VACUUM SEAL DRAWER



\*Integrated model, panel ready for a custom front panel.



Installation in wall



Installation under-bench

The models shown in this Planning Guide may not be available in all markets and are subject to change at any time. Product specifications may vary from those shown. This Planning Guide should not be used as installation guidance for any product. Further information is required to safely and correctly install the products featured here. Specific installation guidance will be available with the product on delivery and on our website fisherpaykel.com



**CONSIDERATIONS**


Different configurations possible, consider heights for grid and row installations.

**STACK HEIGHT**


Stack Height is overall product height with minimum clearance above appliance front panel to upper cabinetry front panel or appliance.

**STACKED INSTALLATION**


Stack Height  
750mm



Stack Height  
1200mm

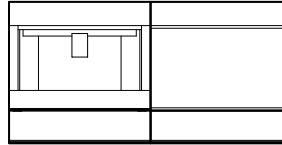


Stack Height  
1210mm

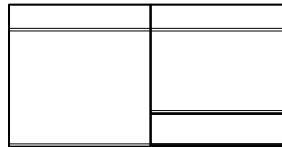


**GRID INSTALLATION**

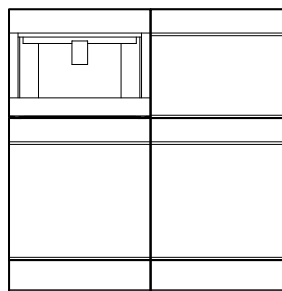
Stack Height  
600mm



Stack Height  
600mm




Stack Height  
1200mm




**ROW INSTALLATION**

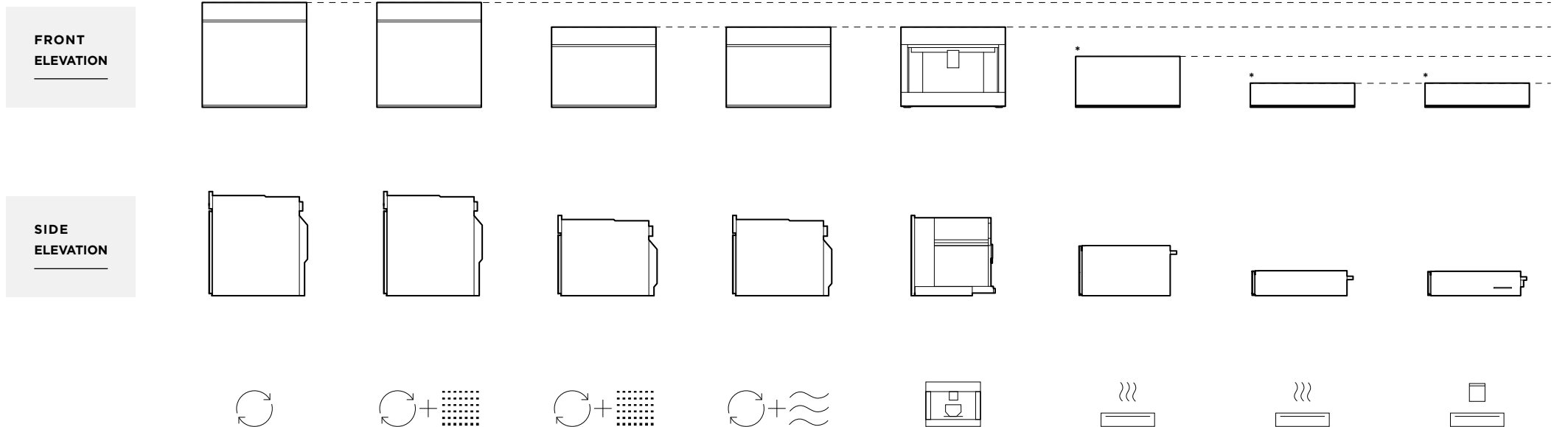
Stack Height  
600mm



Stack Height  
600mm



The models shown in this Planning Guide may not be available in all markets and are subject to change at any time. Product specifications may vary from those shown. This Planning Guide should not be used as installation guidance for any product. Further information is required to safely and correctly install the products featured here. Specific installation guidance will be available with the product on delivery and on our website [fisherpaykel.com](http://fisherpaykel.com)



	<b>PYROLYTIC OVEN</b>	<b>COMBI-STEAM OVEN</b>	<b>COMPACT COMBI-STEAM OVEN</b>	<b>COMPACT COMBI-MICROWAVE OVEN</b>	<b>BUILT-IN COFFEE</b>	<b>TALL WARMING DRAWER</b>	<b>WARMING DRAWER</b>	<b>VACUUM SEAL DRAWER</b>
Series	Series 11	Series 11	Series 11	Series 11	Series 9	Series 9	Series 9	Series 9
Black Models	OB60SAMPUNB5	OS60SAMHUNB5	OS60NAMHUNB5	OM60NMUNB5	EB60MSB3	WB60SMTB3	WB60SMB3	VB60SMB3
Grey Models	OB60SAMPUNG5	OS60SAMHUNG5	OS60NAMHUNG5	OM60NMUNG5	EB60MSG3	WB60SMTG3	WB60SMG3	VB60SMG3
Integrated Models	-	-	-	-	-	WB60SDTEI3	WB60SDEI3	VB60SDEI3
Interface	6.8" Touchscreen	6.8" Touchscreen	6.8" Touchscreen	6.8" Touchscreen	4.3" Touchscreen	-	-	-
Overall Height	598mm	598mm	458mm	458mm	458mm	290mm	140mm	140mm
Overall Width	596mm	596mm	596mm	596mm	596mm	596mm	596mm	596mm
Control Panel/Front Panel Thickness	20mm	20mm	20mm	20mm	20mm	20mm	20mm	20mm

\*Integrated models available.

The models shown in this Planning Guide may not be available in all markets and are subject to change at any time. Product specifications may vary from those shown. This Planning Guide should not be used as installation guidance for any product. Further information is required to safely and correctly install the products featured here. Specific installation guidance will be available with the product on delivery and on our website fisherpaykel.com



# **SPECIFICATION GUIDE**

## SERIES 9 & 11



**OVERVIEW**

Designed to complement Minimal style appliances, this handleless oven offers a sleek, uninterrupted finish – ideal for true handleless kitchen designs. Effortless push to open functionality makes everyday use simple, while the pyrolytic self-cleaning function breaks down food residue for an easy clean. Precise cooking methods with temperature and heat type recommendations for a wide range of food types are easily accessed via the large touch screen and SmartHQ™.

**PRODUCTS**

- OB60SAMPUNB5 - Black**  
60cm Series 11 Minimal Handleless Pyrolytic Oven
- OB60SAMPUNG5 - Grey**  
60cm Series 11 Minimal Handleless Pyrolytic Oven

**SERIES & STYLE**

Series 11  
Minimal Handleless

**ACCESSORIES**

- ① Pyro-proof Side Ladders
- ② Full Extension Sliding Shelf (x2)
- ③ Multi-functional Air Fry Tray

**FEATURES**

- ① Handleless oven design ensures smooth, uninterrupted lines in kitchen cabinetry for a cohesive look
- ② Self-cleaning pyrolytic function breaks down food residue for an easy clean
- ③ Effortlessly open and close the oven with a gentle press of a button, ensuring convenience and smooth operation in the kitchen
- ④ Generous 72L useable capacity
- ⑤ Large 6.8" touchscreen is intuitive and easy to use
- ⑥ Create perfect results with precise cooking methods, with temperature and heat type recommendations for your food type
- ⑦ Moisture control and even heat distribution thanks to ActiveVent™ and AeroTech™ technology
- ⑧ Includes a wired temperature sensor for real-time monitoring of cooking temperatures
- ⑨ Connected capability via the SmartHQ™ app gives control & visibility from anywhere at anytime

**ACCESSORIES**

- ④ Roasting Dish
- ⑤ Flat Brushed Baking Tray
- ⑥ Wired Temperature Sensor

The models shown in this Planning Guide may not be available in all markets and are subject to change at any time. Product specifications may vary from those shown. This Planning Guide should not be used as installation guidance for any product. Further information is required to safely and correctly install the products featured here. Specific installation guidance will be available with the product on delivery and on our website [fisherpaykel.com](http://fisherpaykel.com)





**OVERVIEW**

Designed to complement Minimal style appliances, this handleless Combi-Steam oven offers a sleek, uninterrupted finish – ideal for true handleless kitchen designs. With versatile cooking options including steam or convection, plus a Steam Clean function for easy maintenance. Precise cooking methods with temperature and heat type recommendations for a wide range of food types are easily accessed via the large touch screen and SmartHQ™.

**PRODUCTS**

- OS60SAMHUNB5 - Black**  
60cm Series 11 Minimal Handleless Combi-Steam Oven
- OS60SAMHUNG5 - Grey**  
60cm Series 11 Minimal Handleless Combi-Steam Oven

**SERIES & STYLE**

Series 11  
Minimal Handleless

**ACCESSORIES**

- ① Chrome Side Ladders
- ② Full Extension Sliding Shelf (x2)
- ③ Multi-functional Air Fry Tray
- ④ Roasting Dish
- ⑤ Flat Brushed Baking Tray
- ⑥ Large Perforated Steam Dish

**FEATURES**

- ① Handleless design ensures smooth, uninterrupted lines in kitchen cabinetry for a cohesive look
- ② Versatile cooking options with steam or convection heat for optimal results
- ③ Effortlessly open and close the oven with a gentle press of a button, ensuring convenience and smooth operation in the kitchen
- ④ Generous 72L useable capacity
- ⑤ Large 6.8" touchscreen is intuitive and easy to use
- ⑥ Create perfect results with precise cooking methods, with temperature and heat type recommendations for your food type
- ⑦ Moisture control and even heat distribution thanks to ActiveVent™ and AeroTech™ technology
- ⑧ Steam Clean function ensures a spotless oven with minimal effort
- ⑨ Includes a wired temperature sensor for real-time monitoring of cooking temperatures
- ⑩ Connected capability via the SmartHQ™ app gives control & visibility from anywhere at anytime

**ACCESSORIES**

- ⑦ Small Perforated Steam Dish
- ⑧ Large Steam Dish
- ⑨ Wired Temperature Sensor
- ⑩ Descale Solution x2 sachets (Part 580295)

The models shown in this Planning Guide may not be available in all markets and are subject to change at any time. Product specifications may vary from those shown. This Planning Guide should not be used as installation guidance for any product. Further information is required to safely and correctly install the products featured here. Specific installation guidance will be available with the product on delivery and on our website [fisherpaykel.com](http://fisherpaykel.com)





**OVERVIEW**

Designed to complement Minimal style appliances, this handleless Combi-Steam oven offers a sleek, uninterrupted finish – ideal for true handleless kitchen designs. With versatile cooking options including steam or convection, plus a Steam Clean function for easy maintenance. Precise cooking methods with temperature and heat type recommendations for a wide range of food types are easily accessed via the large touch screen and SmartHQ™.

**PRODUCTS**

**OS60NAMHUNB5- Black**  
60cm Series 11 Minimal Handleless Compact Combi-Steam Oven

**OS60NAMHUNG5 - Grey**  
60cm Series 11 Minimal Handleless Compact Combi-Steam Oven

**SERIES & STYLE**

Series 11  
Minimal Handleless

**ACCESSORIES**

- ① Chrome Side Ladders
- ② Full Extension Sliding Shelf
- ③ Telescopic Sliding Runners
- ④ Wire Shelf
- ⑤ Multi-functional Air Fry Tray
- ⑥ Roasting Dish
- ⑦ Flat Brushed Baking Tray
- ⑧ Large Perforated Steam Dish

**FEATURES**

- ① Handleless design ensures smooth, uninterrupted lines in kitchen cabinetry for a cohesive look
- ② Versatile cooking options with steam or convection heat for optimal results
- ③ Effortlessly open and close the oven with a gentle press of a button, ensuring convenience and smooth operation in the kitchen
- ④ Compact 45L useable capacity
- ⑤ Large 6.8" touchscreen is intuitive and easy to use
- ⑥ Create perfect results with precise cooking methods, with temperature and heat type recommendations for your food type
- ⑦ Moisture control and even heat distribution thanks to ActiveVent™ and AeroTech™ technology
- ⑧ Steam Clean function ensures a spotless oven with minimal effort
- ⑨ Includes a wired temperature sensor for real-time monitoring of cooking temperatures
- ⑩ Connected capability via the SmartHQ™ app gives control & visibility from anywhere at anytime

**ACCESSORIES**

- ⑨ Small Perforated Steam Dish
- ⑩ Large Steam Dish
- ⑪ Wired Temperature Sensor
- ⑫ Descale Solution x2 sachets (Part 580295)



Grey Compact Combi-Steam Oven

The models shown in this Planning Guide may not be available in all markets and are subject to change at any time. Product specifications may vary from those shown. This Planning Guide should not be used as installation guidance for any product. Further information is required to safely and correctly install the products featured here. Specific installation guidance will be available with the product on delivery and on our website [fisherpaykel.com](http://fisherpaykel.com)





**OVERVIEW**

Designed to complement Minimal style appliances, this handleless Combi-Microwave oven offers a sleek, uninterrupted finish – ideal for true handleless kitchen designs. Versatile cooking options including microwave or convection offer efficient heating across a variety of dishes. Precise cooking methods with temperature and heat type recommendations for a wide range of food types are easily accessed via the large touch screen and SmartHQ™.

**PRODUCTS**

**OM60NMUNB5 - Black**

60cm Series 11 Minimal Handleless Compact Combi-Microwave Oven

**OM60NMUNG5 - Grey**

60cm Series 11 Minimal Handleless Compact Combi-Microwave Oven

**SERIES & STYLE**

Series 11  
Minimal Handleless

**FEATURES**

- ① Handleless design ensures smooth, uninterrupted lines in kitchen cabinetry for a cohesive look
- ② Combines fast microwave cooking with even convection heat for versatile, efficient heating across a variety of dishes
- ③ Effortlessly open and close the oven with a gentle press of a button, ensuring convenience and smooth operation in the kitchen
- ④ Compact 38L useable capacity
- ⑤ Large 6.8" touchscreen is intuitive and easy to use
- ⑥ Create perfect results with precise cooking methods, with temperature and heat type recommendations for your food type
- ⑦ Versatile microwave only, convection only or combi-microwave functions to suit a range of cooking styles
- ⑧ Includes a wired temperature sensor for real-time monitoring of cooking temperatures
- ⑨ Connected capability via the SmartHQ™ app gives control & visibility from anywhere at anytime

**ACCESSORIES**

- ① Chrome Side Ladders
- ② Wire Shelf
- ③ Step Down Wire Shelf
- ④ Glass Tray
- ⑤ Grill Rack
- ⑥ Wired Temperature Sensor



The models shown in this Planning Guide may not be available in all markets and are subject to change at any time. Product specifications may vary from those shown. This Planning Guide should not be used as installation guidance for any product. Further information is required to safely and correctly install the products featured here. Specific installation guidance will be available with the product on delivery and on our website [fisherpaykel.com](http://fisherpaykel.com)





Black Built-in Coffee Maker



Grey Built-in Coffee Maker

**OVERVIEW**

Designed to complement Minimal style appliances, this Coffee Maker delivers a seamless, flush finish – ideal for modern kitchen designs. It learns your preferences over time, offering personalised coffee at the touch of a button. With precise grinding, creamy milk frothing, and effortless self-cleaning, it brings barista-quality coffee home.

**PRODUCTS****EB60MSB3 - Black**

60cm Series 9 Minimal Built-in Coffee Maker

**EB60MSG3 - Grey**

60cm Series 9 Minimal Built-in Coffee Maker

**SERIES & STYLE**

Series 9

Minimal

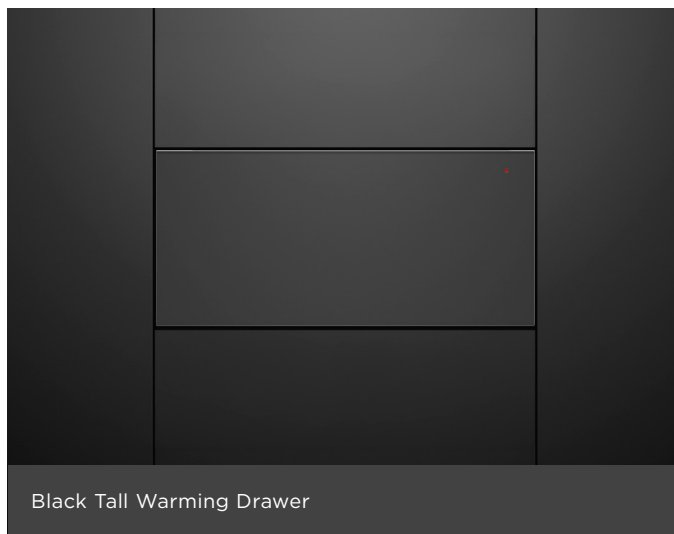
**FEATURES**

- ① Minimal style is designed to fit flush with cabinetry. Matches our Minimal style family of appliances
- ② Intuitive touch display brews a perfect cup of coffee at the touch of a button
- ③ Programmable timer turns on the Coffee Maker at the ideal time each day
- ④ Personalised coffee and smart self-learning menu preferences with 13 functions to suit any taste
- ⑤ Allows you to prepare hot milk or creamy froth in seconds
- ⑥ Stainless steel conical burr grinder with 13 coarseness positions
- ⑦ 15 bar pump pressure
- ⑧ Self-cleaning function and easy-to-empty coffee grounds container and drip tray
- ⑨ 2.4L water tank capacity

**ACCESSORIES**

- ① Milk Container (Auto-Froth)
- ② Steam Wand
- ③ Coffee Spoon
- ④ Cleaning Brush
- ⑤ Descaler Solution - 1 bottle
- ⑥ Water Hardness Indicator Paper
- ⑦ Water Filter

The models shown in this Planning Guide may not be available in all markets and are subject to change at any time. Product specifications may vary from those shown. This Planning Guide should not be used as installation guidance for any product. Further information is required to safely and correctly install the products featured here. Specific installation guidance will be available with the product on delivery and on our website [fisherpaykel.com](http://fisherpaykel.com)



**OVERVIEW**

Designed to complement Minimal style appliances, this Warming Drawer delivers a seamless, flush finish – ideal for modern kitchen designs. Featuring a push-to-open mechanism, intuitive touch controls, and a smooth glass base for easy cleaning. With six tailored programmes and space for 16 place settings, it keeps meals ready to serve.

**PRODUCTS**

**WB60SMTB3 - Black**  
60cm Series 9 Minimal Tall Warming Drawer

**WB60SMTG3 - Grey**  
60cm Series 9 Minimal Tall Warming Drawer

**SERIES & STYLE**


Series 9  
Minimal

**FEATURES**

- ① Minimal style is designed to fit flush with cabinetry. Matches our Minimal style family of appliances
- ② Push-to-open drawer, designed for added convenience
- ③ Simple and intuitive touch controls for effortless operation
- ④ Easy-to-clean glass base
- ⑤ Automatic switch-off and delayed start functionality to help keep dishes warm until it is time to serve
- ⑥ Room for 16 standard-sized place settings
- ⑦ Six tailored programmes including Warming, Proofing, Dehydrating, and Slow Cooking offer convenience and flexibility


**ACCESSORIES**

- ① Accessory rack for optimising space



The models shown in this Planning Guide may not be available in all markets and are subject to change at any time. Product specifications may vary from those shown. This Planning Guide should not be used as installation guidance for any product. Further information is required to safely and correctly install the products featured here. Specific installation guidance will be available with the product on delivery and on our website [fisherpaykel.com](http://fisherpaykel.com)





### OVERVIEW

Panel ready design allows for seamless integration and customisation of this Warming Drawer with kitchen cabinetry for a cohesive kitchen look. Featuring a push-to-open mechanism, intuitive touch controls, and a smooth glass base for easy cleaning. With six tailored programmes and space for 16 place settings, it keeps meals ready to serve.

### PRODUCTS

**WB60SDTEI3**  
60cm Series 9 Integrated Tall Warming Drawer

### SERIES & STYLE

Series 9  
Integrated

### FEATURES

- ① Panel ready design allows for seamless integration and customisation with kitchen cabinetry for a cohesive kitchen look
- ② Push-to-open drawer, designed for added convenience
- ③ Simple and intuitive touch controls for effortless operation
- ④ Easy-to-clean glass base
- ⑤ Automatic switch-off and delayed start functionality to help keep dishes warm until it is time to serve
- ⑥ Room for 16 standard-sized place settings
- ⑦ Six tailored programmes including Warming, Proofing, Dehydrating, and Slow Cooking offer convenience and flexibility

### ACCESSORIES

- ① Accessory rack for optimising space

The models shown in this Planning Guide may not be available in all markets and are subject to change at any time. Product specifications may vary from those shown. This Planning Guide should not be used as installation guidance for any product. Further information is required to safely and correctly install the products featured here. Specific installation guidance will be available with the product on delivery and on our website [fisherpaykel.com](https://fisherpaykel.com)



**OVERVIEW**

Designed to complement Minimal style appliances, this Warming Drawer delivers a seamless, flush finish – ideal for modern kitchen designs. Featuring a push-to-open mechanism, intuitive touch controls, and a smooth glass base for easy cleaning. With six tailored programmes and space for 6 place settings, it keeps meals ready to serve.

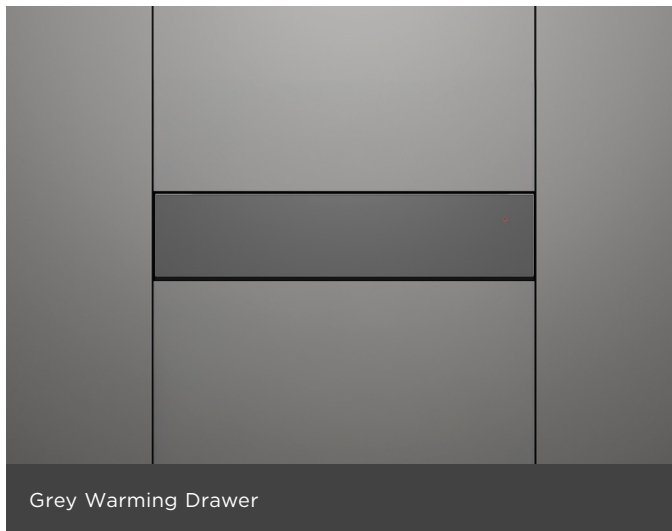
**PRODUCTS**

**WB60SMB3 - Black**  
60cm Series 9 Minimal Warming Drawer

**WB60SMG3 - Grey**  
60cm Series 9 Minimal Warming Drawer

**FEATURES**

- ① Minimal style is designed to fit flush with cabinetry. Matches our Minimal style family of appliances
- ② Push-to-open drawer, designed for added convenience
- ③ Simple and intuitive touch controls for effortless operation
- ④ Easy-to-clean glass base
- ⑤ Automatic switch-off and delayed start functionality to help keep dishes warm until it is time to serve
- ⑥ Room for 6 standard-sized place settings
- ⑦ Six tailored programmes including Warming, Proofing, Dehydrating, and Slow Cooking offer convenience and flexibility




**SERIES & STYLE**

Series 9  
Minimal

The models shown in this Planning Guide may not be available in all markets and are subject to change at any time. Product specifications may vary from those shown. This Planning Guide should not be used as installation guidance for any product. Further information is required to safely and correctly install the products featured here. Specific installation guidance will be available with the product on delivery and on our website [fisherpaykel.com](http://fisherpaykel.com)



**OVERVIEW**

Panel ready design allows for seamless integration and customisation of this Warming Drawer with kitchen cabinetry for a cohesive kitchen look. Featuring a push-to-open mechanism, intuitive touch controls, and a smooth glass base for easy cleaning. With six tailored programmes and space for 6 place settings, it keeps meals ready to serve.

**PRODUCTS**

**WB60SDEI3**  
60cm Series 9 Integrated Warming Drawer


**SERIES & STYLE**

Series 9  
Integrated

**FEATURES**

- ① Panel ready design allows for seamless integration and customisation with kitchen cabinetry for a cohesive kitchen look
- ② Push-to-open drawer, designed for added convenience
- ③ Simple and intuitive touch controls for effortless operation
- ④ Easy-to-clean glass base
- ⑤ Automatic switch-off and delayed start functionality to help keep dishes warm until it is time to serve
- ⑥ Room for 6 standard-sized place settings
- ⑦ Six tailored programmes including Warming, Proofing, Dehydrating, and Slow Cooking offer convenience and flexibility

The models shown in this Planning Guide may not be available in all markets and are subject to change at any time. Product specifications may vary from those shown. This Planning Guide should not be used as installation guidance for any product. Further information is required to safely and correctly install the products featured here. Specific installation guidance will be available with the product on delivery and on our website [fisherpaykel.com](https://fisherpaykel.com)

**OVERVIEW**

Designed to complement Minimal style appliances, this Vacuum Seal Drawer delivers a seamless, flush finish – ideal for modern kitchen designs. A push-to-open mechanism and intuitive touch controls offer effortless use, while three vacuum and heat sealing levels support sous vide preparation, marinating, and food storage, using reusable and BPA-free food-grade bags.

**PRODUCTS****VB60SMB3 - Black**

60cm Series 9 Minimal Vacuum Seal Drawer


**VB60SMG3 - Grey**

60cm Series 9 Minimal Vacuum Seal Drawer

**SERIES & STYLE**

Series 9

Minimal


**FEATURES**

- ① Minimal style is designed to fit flush with cabinetry. Matches our Minimal style family of appliances
- ② Push-to-open drawer, designed for added convenience
- ③ Simple and intuitive touch controls for effortless operation
- ④ Easy-to-clean glass base
- ⑤ Three levels of vacuum and heat sealing - for easy re-sealing, food portioning, marinating, storage and extending shelf life
- ⑥ Allows effortless preparation for sous vide cooking
- ⑦ Our food-grade, BPA-free bags are an excellent storage option – these can be re-used if sealed and cut appropriately

**ACCESSORIES**

- ① External Vacuuming Accessory Kit
- ② Large BPA-free Vacuum Seal Bags - 50 bags (Part 793034)
- ③ Small size BPA-free Vacuum Seal Bags - 50 bags (Part 793033)

The models shown in this Planning Guide may not be available in all markets and are subject to change at any time. Product specifications may vary from those shown. This Planning Guide should not be used as installation guidance for any product. Further information is required to safely and correctly install the products featured here. Specific installation guidance will be available with the product on delivery and on our website [fisherpaykel.com](http://fisherpaykel.com)



### OVERVIEW

Panel ready design allows for seamless integration and customisation of this Vacuum Seal Drawer with kitchen cabinetry for a cohesive kitchen look. A push-to-open mechanism and intuitive touch controls offer effortless use, while three vacuum and heat sealing levels support sous vide preparation, marinating, and food storage, using reusable and BPA-free food-grade bags.

### PRODUCTS

#### VB60SDEI3

60cm Series 9 Integrated Vacuum Seal Drawer

### SERIES & STYLE

Series 9  
Integrated



### FEATURES

- ① Panel ready design allows for seamless integration and customisation with kitchen cabinetry for a cohesive kitchen look
- ② Push-to-open drawer, designed for added convenience
- ③ Simple and intuitive touch controls for effortless operation
- ④ Easy-to-clean glass base
- ⑤ Three levels of vacuum and heat sealing - for easy re-sealing, food portioning, marinating, storage and extending shelf life
- ⑥ Allows effortless preparation for sous vide cooking
- ⑦ Our food-grade, BPA-free bags are an excellent storage option – these can be re-used if sealed and cut appropriately

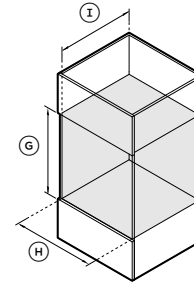
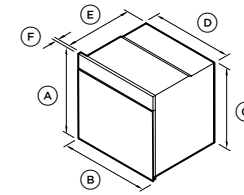
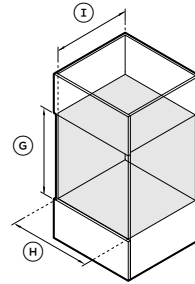
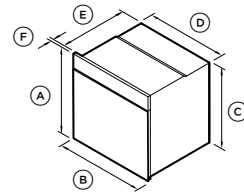
### ACCESSORIES

- ① External Vacuuming Accessory Kit
- ② Large BPA-free Vacuum Seal Bags - 50 bags (Part 793034)
- ③ Small size BPA-free Vacuum Seal Bags - 50 bags (Part 793033)

The models shown in this Planning Guide may not be available in all markets and are subject to change at any time. Product specifications may vary from those shown. This Planning Guide should not be used as installation guidance for any product. Further information is required to safely and correctly install the products featured here. Specific installation guidance will be available with the product on delivery and on our website [fisherpaykel.com](http://fisherpaykel.com)

**PRODUCT DIMENSIONS**

**CAVITY DIMENSIONS**



PRODUCT DIMENSIONS	
(A) Overall height	598
(B) Overall width	596
(C) Chassis height	575
(D) Chassis width	556
(E) Chassis depth	545
(F) Control panel thickness	20
Depth with door fully open*	463
*Measured from front of control panel.	
CAVITY DIMENSIONS	
(G) Minimum inside height of cavity	580
(H) Minimum inside width of cavity	560
(I) Minimum inside depth of cavity*	550
Recommended cabinet height	600
Recommended cabinet width	600
*Measured from front of chassis.	

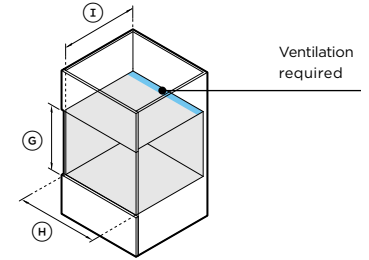
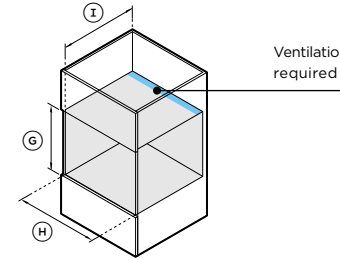
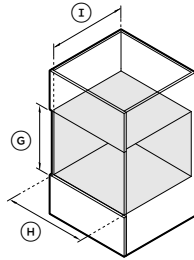
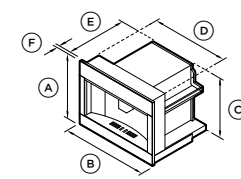
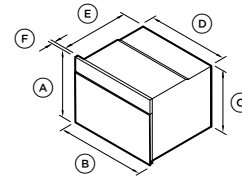
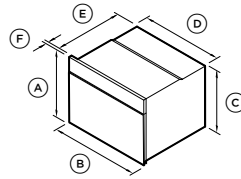
PYROLYTIC OVEN OB60SAMPUNB5, OB60SAMPUNG5	
	mm
	598
	596
	575
	556
	545
	20
	463
	mm
	580
	560
	550
	600
	600

COMBI-STEAM OVEN OS60SAMHUNB5, OS60SAMHUNG5	
	mm
	598
	596
	575
	556
	545
	20
	463
	mm
	580
	560
	550
	600
	600

The models shown in this Planning Guide may not be available in all markets and are subject to change at any time. Product specifications may vary from those shown. This Planning Guide should not be used as installation guidance for any product. Further information is required to safely and correctly install the products featured here. Specific installation guidance will be available with the product on delivery and on our website [fisherpaykel.com](http://fisherpaykel.com)

**PRODUCT DIMENSIONS**

**CAVITY DIMENSIONS**



PRODUCT DIMENSIONS	
(A) Overall height	458
(B) Overall width	596
(C) Chassis height	435
(D) Chassis width	556
(E) Chassis depth	545
(F) Control panel thickness	20
Depth with door/drawer fully open*	324
*Measured from front of control panel.	
CAVITY DIMENSIONS	
(G) Minimum inside height of cavity	440
(H) Minimum inside width of cavity	560
(I) Minimum inside depth of cavity**	550
Recommended cabinet height	460
Recommended cabinet width	600

COMPACT COMBI-STEAM OVEN OS60NAMHUNB5, OS60NAMHUNG5	
	mm
(A) Overall height	458
(B) Overall width	596
(C) Chassis height	435
(D) Chassis width	556
(E) Chassis depth	545
(F) Control panel thickness	20
Depth with door/drawer fully open*	324
*Measured from front of control panel.	
CAVITY DIMENSIONS	
(G) Minimum inside height of cavity	440
(H) Minimum inside width of cavity	560
(I) Minimum inside depth of cavity**	550
Recommended cabinet height	460
Recommended cabinet width	600

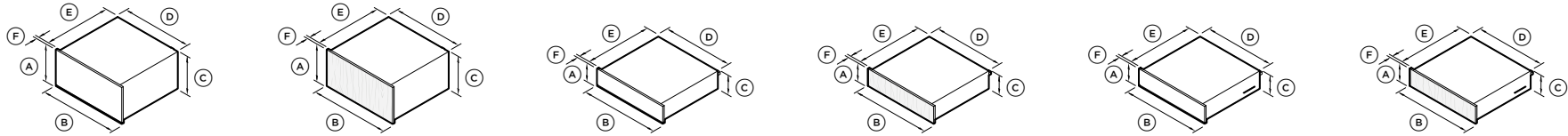
COMPACT MICROWAVE OVEN OM60NMUNB5, OM60NMUNG5	
	mm
(A) Overall height	458
(B) Overall width	596
(C) Chassis height	435
(D) Chassis width	556
(E) Chassis depth	545
(F) Control panel thickness	20
Depth with door/drawer fully open*	324
*Measured from front of control panel.	
CAVITY DIMENSIONS	
(G) Minimum inside height of cavity	440
(H) Minimum inside width of cavity	560
(I) Minimum inside depth of cavity**	550***
Recommended cabinet height	460
Recommended cabinet width	600

BUILT-IN COFFEE MAKER EB60MSB3, EB60MSG3	
	mm
(A) Overall height	458
(B) Overall width	596
(C) Chassis height	445
(D) Chassis width	560
(E) Chassis depth	460
(F) Control panel thickness	20
Depth with door/drawer fully open*	435
*Measured from front of control panel.	
CAVITY DIMENSIONS	
(G) Minimum inside height of cavity	450
(H) Minimum inside width of cavity	560*
(I) Minimum inside depth of cavity**	545***
Recommended cabinet height	460
Recommended cabinet width	600

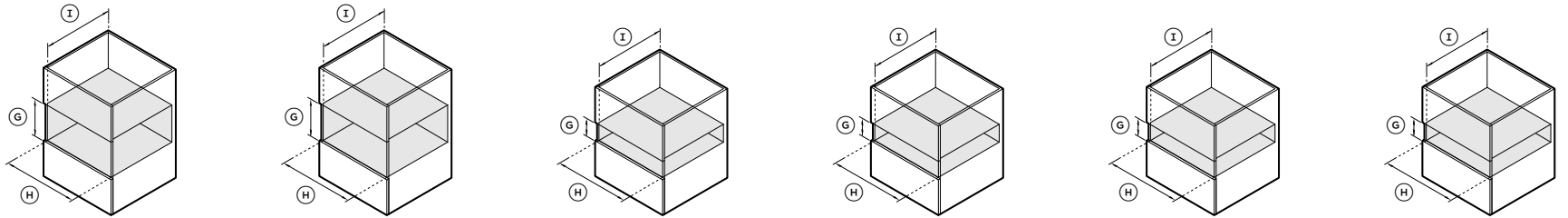
\*Cabinetry requires additional vertical sidewalls to secure the product. \*\*Measured from front of chassis. \*\*\*A rear ventilation air vent totalling 280cm<sup>2</sup> is required. The air vent must be located at the rear of the cabinet, it can be positioned at the base, sides, back or top of the cavity.

The models shown in this Planning Guide may not be available in all markets and are subject to change at any time. Product specifications may vary from those shown. This Planning Guide should not be used as installation guidance for any product. Further information is required to safely and correctly install the products featured here. Specific installation guidance will be available with the product on delivery and on our website fisherpaykel.com

**PRODUCT DIMENSIONS**



**CAVITY DIMENSIONS**



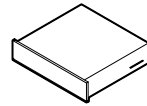
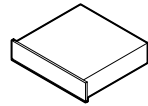
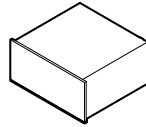
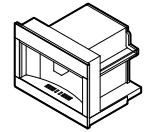
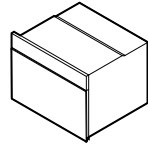
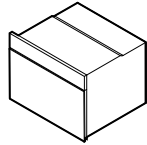
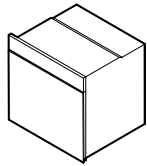
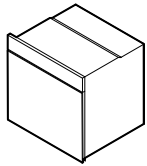
	TALL WARMING DRAWER WB60SMTB3, WB60SMTG3	TALL INTEGRATED WARMING DRAWER WB60SDTEI3	WARMING DRAWER WB60SMB3, WB60SMG3	INTEGRATED WARMING DRAWER WB60SDEI3	VACUUM SEAL DRAWER VB60SMB3, VB60SMG3	INTEGRATED VACUUM SEAL DRAWER VB60SDEI3
<b>PRODUCT DIMENSIONS</b>						
(A) Overall height	290	290	140	140	140	140
(B) Overall width	596	596	596	596	596	596
(C) Chassis height	290	290	140	140	140	140
(D) Chassis width	543	559*	543	559*	556**	559**
(E) Chassis depth***	547	566	547	566	545	563
(F) Front panel thickness	20	min 16****	20	min 16****	20	min 16****
Front panel height	286	min 286	136	min 136	136	min 136
Front panel width	596	min 596	596	min 596	596	min 596
Depth of drawer open*****	414	414	414	414	414	414
<b>CAVITY DIMENSIONS</b>						
(G) Minimum inside height of cavity	292	292	142	142	142	142
(H) Minimum inside width of cavity	560	560	560	560	560	560
(I) Minimum inside depth of cavity*	550	570	550	570	550	570
Recommended cabinet height	294	294	144	144	144	144
Recommended cabinet width	600	600	600	600	600	600

\*Including side brackets. \*\*Including side brackets and anti-tip brackets. \*\*\*Including power plug. \*\*\*\*A clearance of 2mm between the cabinet and the custom panel is required for the push-to-open mechanism (spacer included). Maximum custom panel weight 5kg. \*\*\*\*\*Measured from front of control panel.

\*Measured from front of chassis. Note: Drawers can fully support 60cm Fisher & Paykel ovens, without adding shelf in between.

The models shown in this Planning Guide may not be available in all markets and are subject to change at any time. Product specifications may vary from those shown. This Planning Guide should not be used as installation guidance for any product. Further information is required to safely and correctly install the products featured here. Specific installation guidance will be available with the product on delivery and on our website fisherpaykel.com

ISOMETRIC  
VIEW



	<b>PYROLYTIC OVEN</b> OB60SAMPUNB5, OB60SAMPUNG5	<b>COMBI-STEAM OVEN</b> OS60SAMHUNB5, OS60SAMHUNG5	<b>COMPACT COMBI-STEAM OVEN</b> OS60NAMHUNB5, OS60NAMHUNG5	<b>COMPACT COMBI-MICROWAVE OVEN</b> OM60NMUNB5, OM60NMUNG5	<b>BUILT-IN COFFEE MAKER</b> EB60MSB3, EB60MSG3	<b>TALL WARMING DRAWER</b> WB60SMTB3, WB60SMTG3 <b>INTEGRATED TALL WARMING DRAWER</b> WB60SDTEI3	<b>WARMING DRAWER</b> WB60SMB3, WB60SMG3 <b>INTEGRATED WARMING DRAWER</b> WB60SDEI3	<b>VACUUM SEAL DRAWER</b> VB60SMB3, VB60SMG3 <b>INTEGRATED VACUUM SEAL DRAWER</b> VB60SDEI3
<b>PRODUCT REQUIREMENTS</b>								
Dedicated Circuit (A)	16	16	16	16	10	10	10	10
Rated Power (W)	2800 - 3300	2800 - 3300	2800 - 3300	3350 - 3800	1350	810	810	320
Supply (Hz)	50	50	50	50	50	50	50	50
Voltage (V)	220 - 240	220 - 240	220 - 240	220 - 240	220 - 240	220 - 240	220 - 240	220 - 240
Connection	Hard-wired min 1500mm**	Hard-wired min 1500mm**	Hard-wired min 1500mm**	Hard-wired min 1500mm**	Flex cord 1700mm*	Flex cord 1800mm*	Flex cord 1800mm*	Flex cord 1800mm*
<b>CAPACITY</b>								
Total Oven capacity	85L	85L	55L	49L	-	-	-	-
Total water tank capacity	-	2.4L	1.4L	-	2.4L	-	-	-

\*Supplied with product. \*\*The electrician provides sufficient free length of power supply cable to reach from the bottom rear of the cavity to at least 1.5m in front of the bottom edge of the opening.  
Note: For multi-residential installs, use the Rated Power to calculate the demand.

Note: All Coffee Makers and Steam Ovens have internal water tanks which need to be filled manually. No external water supply is required.

The models shown in this Planning Guide may not be available in all markets and are subject to change at any time. Product specifications may vary from those shown. This Planning Guide should not be used as installation guidance for any product. Further information is required to safely and correctly install the products featured here. Specific installation guidance will be available with the product on delivery and on our website fisherpaykel.com

