

# MEGAPHONE/BULLHORN

Professional Compact Power Megaphone

## QUICK GUIDE

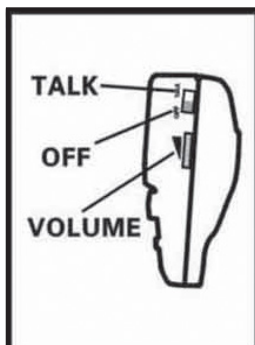
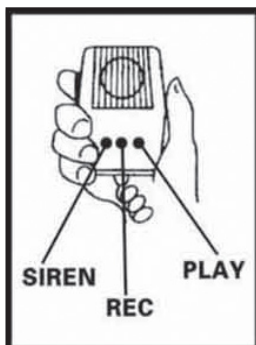
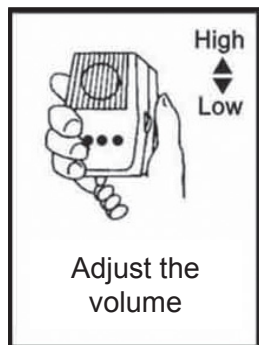
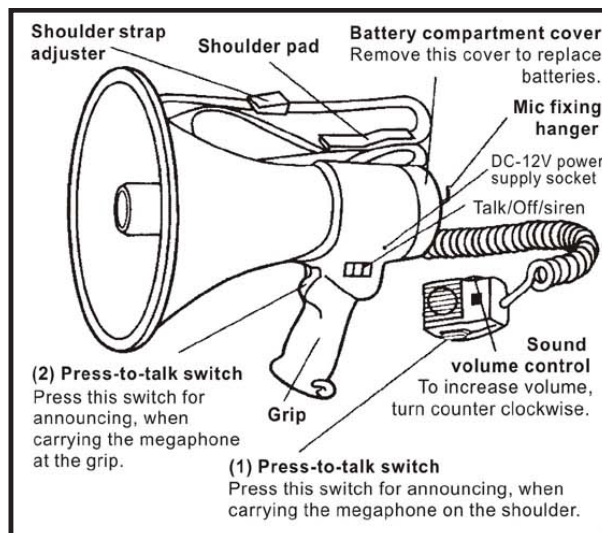
Model: PMP531N



Megaphone for handheld or shoulder-slung use (strap supplied). Detachable anti-howl microphone on coiled lead with on-off switch and volume control. Metal and ABS construction.

### Operating instructions

1. When carrying the megaphone on the shoulder, press the (1) press-to-talk power on-off switch, on the left side of the microphone.
2. When holding the megaphone at the grip, fix the microphone hanger inlet in the microphone fixing hanger, then press the (2) press-to-talk power on-off switch back with your index finger.
3. Position the speaker opening mouth towards the object, and speak through the microphone mouthpiece. Bring the microphone mouthpiece close to your lips and speak normally.
4. Turn the sound volume control, on the right hand side of the microphone and adjust the sound level to max without causing howling.

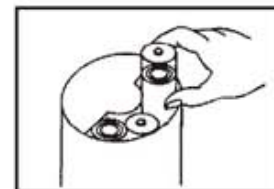
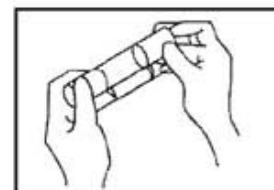
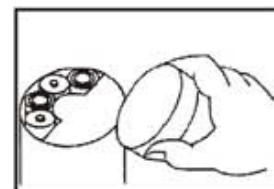


### Notes

1. Make sure the batteries are inserted correctly, observing correct polarity.
2. Remove the batteries when the megaphone is not in use for a long period of time.
3. Drained batteries do not give sufficient volume. Replace the batteries at regular intervals.

### TO REPLACE BATTERIES

1. Loosen the locking screw of the battery compartment cover on the back of the body. The battery compartment cover comes off.
2. Insert 8 x **type-C** (UM-2) batteries in the battery case observing correct polarity.
3. Insert the battery case with batteries into the battery compartment of the megaphone, paying attention to polarity.



### SPECIFICATIONS & FEATURES:

- **Projection Range:** 1200 Yards
- **Modes:** Talk And Siren
- For Indoor/Outdoor Use
- Variable Volume Control

- Ergonomic Grip w/ Lightweight Chassis
- **Power:** 50 Watts
- **Powered by:** 8 X C Batteries, Not Included
- **Dimensions:** Diameter 9" X Length 13 3/4"
- **Weight:** 4.4 lbs.