front side
正面

back side
反面

HAVIT

User Manual
True wireless stereo earbuds

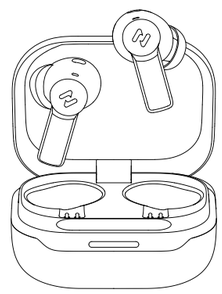

SPACE T2

Package Content

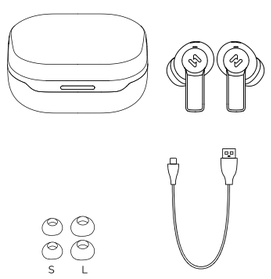

1

First Time Use

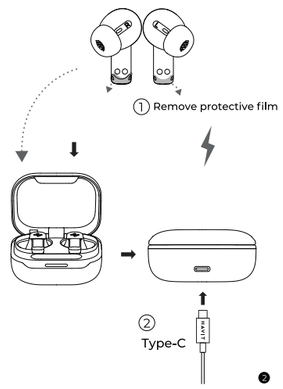

2

Wearing

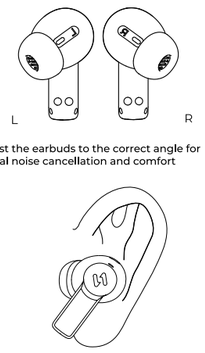

* Adjust the earbuds to the correct angle for optimal noise cancellation and comfort

3

Charging

Earbuds Charging

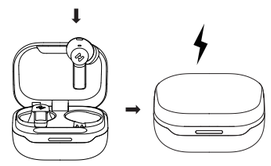

Case Charging

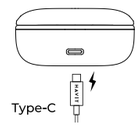

4

Power On & Connect

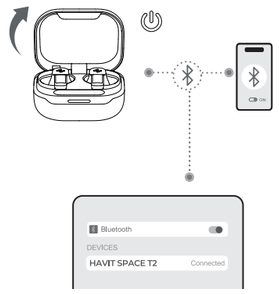

*Note: The earbuds are automatically connected to the last paired device when the case is open.

5

Power Off

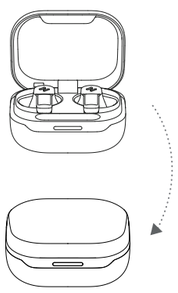

6

Multi-point connection

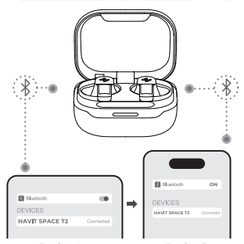

1. Connect earbuds to Device A then turn off its Bluetooth and the earbuds will auto turn connectable.
2. On Device B, search HAVIT SPACE T2 and tap to connect.
3. Once again turn on Bluetooth on Device A and connect it to the earbuds.

7

Reset

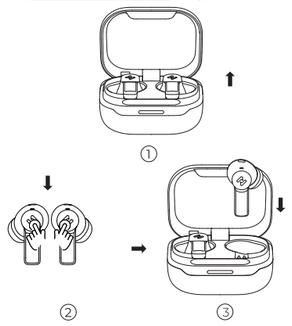

*1. Press 5 times to reset (L or R)
2. White LED flashes 5 times after successful reset.
3. Both earbuds turn off automatically.
4. Reinsert earbuds into the case, close the lid, andremove them to reconnect.

8

EN Touch Control

Play/Pause	▷II	Tap twice (L/R)
Previous song	◁◁	Tap 3 times (L)
Next song	▷▷	Tap 3 times (R)
Answer/End a call		Tap twice (L/R)
Reject the call		Touch & hold for 2 second (L/R)
Switch Game mode/Music mode		This function needs to be switched in HAVIT APP
ANC ON	ANC	This function needs to be switched in HAVIT APP
ANC OFF/Ambient sound/Adaptive ANC		Touch & hold for 2 second (L)
Spatial Audio On/Off		Touch & hold for 2 second (R)

*Spatial audio, noise cancellation, and transparency are disabled in single-ear mode.
*Spatial audio, adaptive ANC, and LHDC cannot be enabled simultaneously.Activating one will automatically turn off the others.

9

FR Contrôle

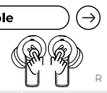

Lecture/Pause	▷II	Appuyez deux fois (L/R)
Chanson précédente	◁◁	Appuyez 3 fois (L)
Chanson suivante	▷▷	Appuyez 3 fois (R)
Répondre/ Terminer un appel		Appuyez deux fois (L/R)
Rejeter l'appel		Touchez et maintenez pendant 2 seconde (L/R)
Changer mode Jeu/ mode Musique		Cette fonction doit être activée dans l'application HAVIT
ANC activé	ANC	Cette fonction doit être activée dans l'application HAVIT
ANC désactivé / Son ambiant / ANC adaptatif		Maintenir le toucher 2 secondes (Gauche)
Audio spatial activé / désactivé		Maintenir le toucher 2 secondes (Droite)

*L'audio spatial, la réduction de bruit et le mode ambiant sont désactivés en mode mono-auriculaire.
*L'audio spatial, l'ANC adaptatif et le LHDC ne peuvent pas être activés simultanément. L'activation de l'un désactive automatiquement les autres.

10

DE Berührungssteuerung

Wiedergabe/Pause	▷II	Zweimal tippen (L/R)
Vorheriger Titel	◁◁	Dreimal tippen (L)
Nächster Titel	▷▷	Dreimal tippen (R)
Anruf annehmen/ beenden		Zweimal tippen (L/R)
Anruf ablehnen		2 Sekunde gedrückt halten (L/R)
Spielmodus / Musikmodus umschalten		Diese Funktion muss in der HAVIT APP umgeschaltet werden.
ANC ein	ANC	Diese Funktion muss in der HAVIT APP umgeschaltet werden.
ANC aus / Umgebungsgeräusch / Adaptiver ANC		2 Sekunden lang berühren und halten (L)
Räumlicher Audio ein/aus		2 Sekunden lang berühren und halten (R)

*Räumlicher Klang, Geräuschunterdrückung und Transparenzmodus sind im Einohrmodus deaktiviert.
*Räumlicher Klang, adaptiver ANC und LHDC können nicht gleichzeitig aktiviert werden. Die Aktivierung einer Funktion deaktiviert automatisch die anderen.

11

IT Controllo Tattile

Riproduzione/Pausa	▷II	Tocca due volte (L/R)
Brano precedente	◁◁	Tocca tre volte (L)
Brano successivo	▷▷	Tocca tre volte (R)
Rispondi/Termina una chiamata		Tocca due volte (L/R)
Rifiuta la chiamata		Tocca e tieni premuto per 2 secondo (L/R)
Passa modalità Gioco / Musica		Questa funzione deve essere attivata nell'app HAVIT
ANC attivo	ANC	Questa funzione deve essere attivata nell'app HAVIT
ANC disattivato / Suono ambientale / ANC adattivo		Tocca e tieni premuto per 2 secondi (L)
Audio spaziale attivo / disattivo		Tocca e tieni premuto per 2 secondi (R)

*Audio spaziale, cancellazione rumore e trasparenza disabilitati in modalità monoaurale.
*Audio spaziale, ANC adattivo e LHDC non possono essere abilitati simultaneamente. L'attivazione di uno disattiva automaticamente gli altri.

12

ES Controles

Reproducir/Pausar	▷II	Toca dos veces (L/R)
Canción anterior	◁◁	Toca tres veces (L)
Canción siguiente	▷▷	Toca tres veces (R)
Responder/ Finalizar la llamada		Toca dos veces (L/R)
Rechazar la llamada		Mantenga pulsado durante 2 segundo (L/R)
Cambiar modo Juego / Música		Esta función debe configurarse en la aplicación HAVIT.
ANC activado	ANC	Esta función debe configurarse en la aplicación HAVIT.
ANC desactivado / Sonido ambiente / ANC adaptativo		Mantener pulsado 2 segundos (I)
Audio espacial activado / desactivado		Mantener pulsado 2 segundos (D)

*Audio espacial, cancelación de ruido y modo transparente desactivados en modo monoauricular.
*Audio espacial, ANC adaptativo y LHDC no se pueden activar simultáneamente. Al activar uno, los demás se desactivan automáticamente.

13

ZH-TW 觸控操作

播放/暫停	▷II	雙擊 (左/右)
上一首歌	◁◁	三擊 (左)
下一首歌	▷▷	三擊 (右)
接聽/掛斷電話		雙擊 (左/右)
拒絕通話		長按 2 秒 (左/右)
切換遊戲模式 / 音樂模式		此功能需在 HAVIT APP 內切換
降噪開啟	ANC	此功能需在 HAVIT APP 內切換
降噪關閉 / 環境音 / 自動適應降噪		長按 2 秒 (左)
空間音訊 開啟 / 關閉		長按 2 秒 (右)

*單耳模式下，空間音訊、降噪、通透模式皆無法開啟。
*空間音訊、自動適應降噪（ANC）、LHDC 無法同時開啟，開啟其中一項將自動關閉其他功能。

14

JA 機能

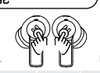

再生/一時停止	▷II	2 回押す (左/右)
前の曲	◁◁	3 回押す (左)
次の曲	▷▷	3 回押す (右)
通話応答 / 終了		2 回押す (左/右)
通話拒否		2 秒間長押し (左/右)
ゲームモード / ミュージックモード切替		この機能は HAVIT APP で切り替えてください
ANC ON	ANC	この機能は HAVIT APP で切り替えてください
ANC OFF / 環境音 / アダプティブ ANC		2 秒長押し（左）
空間オーディオ ON/ OFF		2 秒長押し（右）

*シングルイヤーモード時は、空間オーディオ、ノイズキャンセリング、透過モードは無効になります。
*空間オーディオ、アダプティブ ANC、LHDC は同時に使用できません。1 つをオンにすると、他の機能は自動的にオフになります。

15

KO 터치 컨트롤

재생/일시정지	▷II	두 번 탭하기 (좌/우)
이전 곡	◁◁	세 번 탭하기 (좌)
다음 곡	▷▷	세 번 탭하기 (우)
통화 받기/통화 종료		두 번 탭하기 (좌/우)
통화 거절		2초 동안 길게 누르기 (좌/우)
게임 모드/ 음악 모드 전환		이 기능은 HAVIT 앱에서 전환해 주세요
ANC 켬	ANC	이 기능은 HAVIT 앱에서 전환해 주세요
ANC 끔/주변 소리/ 어댑티브 ANC		2초간 길게 누르기 (왼쪽)
공간 오디오 켬/끔		2초간 길게 누르기 (오른쪽)

*싱글 이어 모드에서는 공간 오디오, 노이즈 캔슬링, 투명 모드가 사용 불가합니다.
*공간 오디오, 어댑티브 ANC, LHDC는 동시에 켤 수 없습니다.하나를 켜면 다른 기능은 자동으로 꺼집니다.

16

PL Sterowanie Dotykowe

Odtwarzaj/Wstrzymaj	▷II	Dotknij dwukrotnie (lewy/prawy)
Poprzedni utwór	◁◁	Dotknij trzykrotnie (lewy)
Następny utwór	▷▷	Dotknij trzykrotnie (prawy)
Odbierz/ Zakończ rozmowę		Dotknij dwukrotnie (lewy/prawy)
Odrzuć połączenie		Dotknij i przytrzymaj przez 2 sekundę (lewy/prawy)
Przełącz tryb gry / tryb muzyczny		Ta funkcja musi zostać przełączona w aplikacji HAVIT
ANC włączony	ANC	Ta funkcja musi zostać przełączona w aplikacji HAVIT
ANC wyłączony / Dźwięk otoczenia / Adaptacyjny ANC		Naciśnij i przytrzymaj przez 2 sekundy (L)
Dźwięk przestrzenny włączony / wyłączony		Naciśnij i przytrzymaj przez 2 sekundy (R)

*Tryb przestrzenny, redukcja hałasu i tryb przezroczysty są wyłączone w trybie jednouszowym.
*Tryb przestrzenny, adaptacyjny ANC oraz LHDC nie mogą być włączone jednocześnie. Włączenie jednego automatycznie wyłącza pozostałe.

17

TR Kontrol

Oynat / Duraklat	▷II	İki kez dokun (Sol/Sağ)
Önceki şarkı	◁◁	Üç kez dokun (Sol)
Sonraki şarkı	▷▷	Üç kez dokun (Sağ)
Aramayı Yanıtla / Sonlandır		İki kez dokun (Sol/Sağ)
Aramayı Reddet		2 saniye basılı tut (Sol/Sağ)
Oyun modu / Müzik modu geçiş		Bu işlev HAVIT UYGULAMASINDA geçirilmelidir
ANC AÇIK	ANC	Bu işlev HAVIT UYGULAMASINDA geçirilmelidir
ANC KAPALI / Ortam sesi / Adaptif ANC		2 saniye basılı tutun (L)
Uzaysal ses AÇIK / KAPALI		2 saniye basılı tutun (R)

*Tek kulak modunda uzaysal ses, gürültü engelleme ve şeffaf mod devre dışı bırakılır.
*Uzaysal ses, adaptif ANC ve LHDC aynı anda aktif edilemez.Birisini aktifleştirmek diğerlerini otomatik olarak devre dışı bırakır.

18

RU Сенсорное Управление

Воспроизведение / Пауза	▷II	Дважды коснитесь (L / R)
Предыдущая песня	◁◁	Коснитесь 3 раза (L)
Следующая песня	▷▷	Коснитесь 3 раза (R)
Ответить / Завершить звонок		Дважды коснитесь (L / R)
Отклонить звонок		Нажмите и удерживайте 2 секунду (L / R)
Переключить режим игры / режим музыки		Эту функцию нужно переключать в приложении HAVIT
ANC ВКЛ	ANC	Эту функцию нужно переключать в приложении HAVIT
ANC ВЫКЛ / Звук окружения / Адаптивное ANC		Нажать и удерживать 2 секунды (L)
Пространственное аудио ВКЛ / ВЫКЛ		Нажать и удерживать 2 секунды (R)

*В режиме одного наушника пространственное аудио, шумоподавление и прозрачный режим отключены.
*Пространственное аудио, адаптивное ANC и LHDC не могут работать одновременно.Включение одной функции автоматически отключает остальные.

19

PT-BR Controles

Tocar/Pausar	▷II	Toque duas vezes (L/R)
Música anterior	◁◁	Toque 3 vezes (L)
Próxima música	▷▷	Toque 3 vezes(R)
Atender/ Encerrar Chamada		Toque duas vezes (L/R)
Rejeitar Chamada		Toque e segure por 2 segundo (L/R)
Alternar modo jogo / modo música		Esta função deve ser ativada na aplicação HAVIT
ANC LIGADO	ANC	Esta função deve ser ativada na aplicação HAVIT
ANC DESLIGADO / Som ambiente / ANC adaptativo		Toque e segure por 2 segundos (L)
Áudio espacial LIGADO / DESLIGADO		Toque e segure por 2 segundos (R)

*No modo fone único, áudio espacial, cancelamento de ruído e modo transparente estão desativados.
*Áudio espacial, ANC adaptativo e LHDC não podem ser ativados simultaneamente.Ativar um desativa automaticamente os outros.

20

FCC ID: 2AI6I-TW889R
FCC ID: 2AI6I-TW889L

FCC WARNING
FCC STATEMENT

1.This device complies with Part 15 of the FCC Rules. Operation is subject to the following two conditions:
(1)This device may not cause harmful interference and
(2)This device must accept any interference received, including interference that may cause undesired operation.
2.Changes or modifications not expressly approved by the party responsible for compliance could void the user's authority to operate the equipment.

Note: This equipment has been tested and found to comply with the limits for a Class B digital device, pursuant to Part 15 of the FCC Rules. These limits are designed to provide reasonable protection against harmful interference in a residential installation.
This equipment generates uses and can radiate radio frequency energy and, if not installed and used in accordance with the instructions, may cause harmful interference to radio conmunica-tions. However, there is no guarantee that interference will not occur in a particular installation. If this equipment does cause harmful interference to radio or television reception, which can be
determined by turning the equipment off and on, the user is encouraged to try to correct the interference by one or more of the following

21

measures:
Reorient or relocate the receiving antenna.
Increase the separation between the equipment and receiver.
Connect the equipment into an outlet on a circuit different from that to which the receiver is connected.
Consult the dealer or an experienced radio/TV technician for help.

RF warning statement:
The device has been evaluated to meet general RF exposure requirement. The device can be used in portable exposure condition without restriction.

Safety Tips

1. Don't expose the earbuds to liquids, moisture or humidity as they have electronics and battery inside.
2. Don't disassemble your earbuds. There are no user serviceable parts inside it.
3. Don't drop the earbuds and keep them away from sharp objects such as keys in your pockets.
4. Clean earbuds tips, metal contact surface of earbuds and case with alcohol cloth regularly to ensure there is no dust accumulation and keep good quality sound experience.
5. Charge your earbuds below 5V/1A charger.
6. Don't expose the earbuds to extremely high or low temperature as this may damage the battery or even deform the plastic parts.
7.Listen to the music at high volume is harmful to your ears.
8. Don't throw the earbuds in a fire to dispose it otherwise inside battery may explode.

22

Batteries:

A warning that batteries (battery pack or batteries installed) shall not be exposed to excessive heat such as sunshine, fire or the light.
1) Replacement of a battery with an incorrect type that can defeat a safeguard.
2) Disposal of a battery into fire or a hot oven, or mechanically crushing or cutting of a battery, that can result in an explosion.
3) Leaving a battery in an extremely high temperature surrounding environment that can result in an explosion or the leakage off lammable liquid or gas.
4) A battery subjected to extremely low air pressure that may result in an explosion or the leakage of flammable liquid or gas.

ANATEL
Cód. de Homologação 03862-26-12374
ESTE EQUIPAMENTO NÃO TEM DIREITO À PROTEÇÃO CONTRA INTERFERÊNCIA PREJUDICIAL E NÃO PODE CAUSAR INTERFERÊNCIA EM SISTEMAS DEVIDAMENTE AUTORIZADOS.

0.2-5 W

21

材质：80G书纸 双面印刷，风琴折

尺寸(Size)：55 X 77 mm