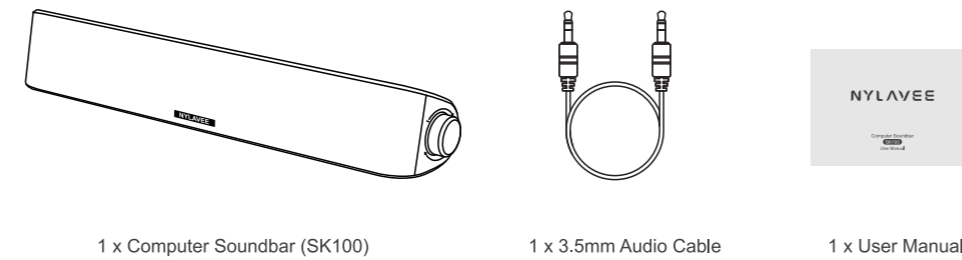


# NYLAVEE

Computer Soundbar  
**SK100**  
 User Manual

## Package Included



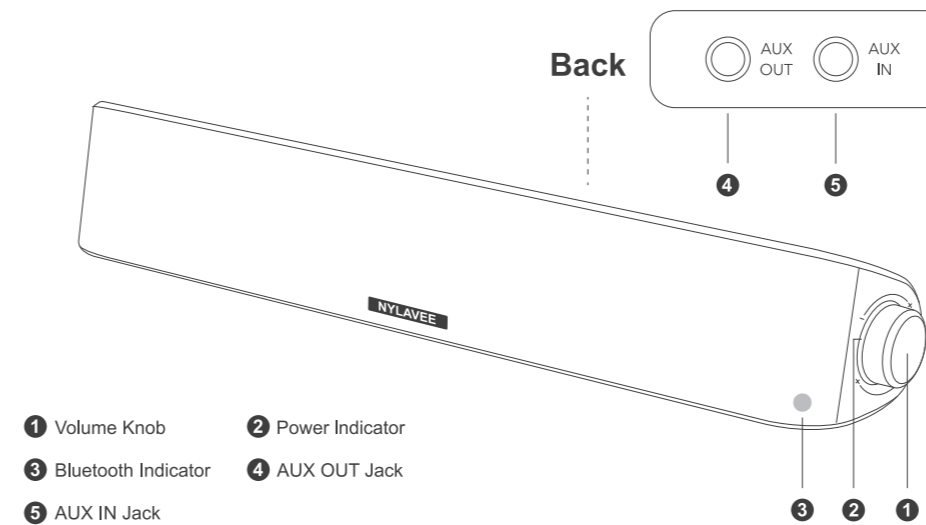
1 x Computer Soundbar (SK100)      1 x 3.5mm Audio Cable      1 x User Manual

## Specification

|                        |                                  |
|------------------------|----------------------------------|
| Device Model           | SK100                            |
| Two Connection Options | Bluetooth 5.0 & 3.5mm audio plug |
| Power Supply           | USB plug (no built-in battery)   |
| Power Input            | DC 5V $\pm$ 2A Max               |

1

## Product Diagram



- 1 Volume Knob
- 2 Power Indicator
- 3 Bluetooth Indicator
- 4 AUX OUT Jack
- 5 AUX IN Jack

2

## Button Control

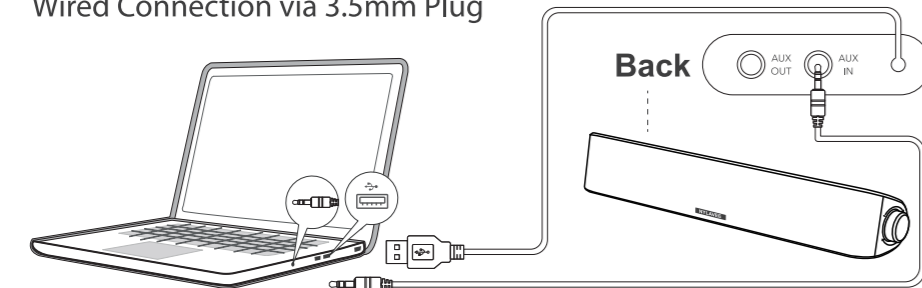
| Function                    | Operation   | Voice Prompt                        | LED Indicator  |
|-----------------------------|---|-------------------------------------|--|
| Power On                    | Insert the USB plug into any USB charging adapter or active computer USB port | Beep                                | Power Indicator stays solid blue                       |
| Power Off                   | Unplug the USB power cord   | /                                   | /  |
| Bluetooth Mode On / Off     | Press the Volume Knob twice quickly   | Beep                                | /  |
| Bluetooth Pairing           | /   | Beep                                | Bluetooth Indicator flashes blue and white alternately |
| Bluetooth Connected         | /   | Beep                                | Bluetooth Indicator (blue) flashes every 5 seconds     |
| Bluetooth Out of Range      | /   | /                                   | Bluetooth Indicator flashes blue and white alternately |
| Volume +                    | Turn the Volume Knob clockwise  | Beep when highest volume is reached | /  |
| Volume -                    | Turn the Volume Knob counter clockwise  | /                                   | /  |
| Play / Pause                | Press the Volume Knob once  | /                                   | /  |
| Answer / Hang Up Phone Call | Press the Volume Knob once  | Beep when answering                 | /  |
| Decline an Incoming Call    | Press and hold the Volume Knob for 1 second                                   | /                                   | /  |

3

## Wired connection

The soundbar does not have a built-in battery, please insert the USB plug into the USB port on the desktop, laptop, tablet, power bank, etc.

### Wired Connection via 3.5mm Plug



- 1 Wired mode: the soundbar defaults to this mode when it is turned on.
- 2 When the Bluetooth Indicator light is off, it means the wired mode is on.
- 3 Insert the 3.5mm Audio Cable into the "AUX IN" jack at the back of the soundbar and plug the other end into your device.

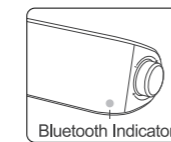
#### Note:

- When want to use wired mode, please make sure the soundbar is not in Bluetooth mode.
- Quickly press the volume knob twice to switch from Bluetooth mode to wired mode.

4

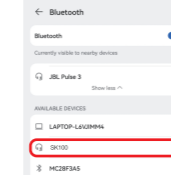
## Wireless connection via Bluetooth

### 1. Switch to Bluetooth mode



- 1 Press the Volume Knob twice quickly to turn on Bluetooth mode.
- 2 When the Bluetooth Indicator flashes blue/white, it means the Bluetooth pairing mode is on.

### 2. Pair with your device



- 1 Turn on the Bluetooth of your device and search for nearby devices.
- 2 Find "SK100" in the search results and tap to connect.

Once connected, a beep will be heard and the Bluetooth indicator (blue) will flash every 5 seconds.

#### Note:

- Make sure the soundbar isn't connected to other devices, otherwise please disconnect this device.
- If you can't find other connected devices, please press and hold the knob for 3 seconds to return to the Bluetooth pairing mode (Bluetooth Indicator flashes blue/white).
- Keep the soundbar and your device within 16ft/5m.

5

## Attention

### Troubleshooting of Sound

If there is no sound comes out from the soundbar, please try the following operations:

- ▶ Rotate the volume knob clockwise to raise the volume of the soundbar.
- ▶ Adjust the volume on your device.
- ▶ Press the volume knob to resume in case the soundbar paused.
- ▶ Re-insert the USB plug

### Troubleshooting of Bluetooth Connection

- ▶ Make sure that the soundbar Bluetooth pairing mode is on (Bluetooth Indicator flashes blue/white).
- ▶ Make sure the Bluetooth of the soundbar is not connected by other devices.
- ▶ Unplug the 3.5mm Audio Cable from your device.
- ▶ Delete "SK100" memorized on your device, then search for "SK100" and connect again.

6

## Worry-free Service Guarantee

- 30 days free return and exchange.
- 18 months warranty.
- Lifetime friendly customer service.

Please contact us for more details and further instructions via

**service@nylavee.net**

Extend 2-years warranty:

**www.nylavee.net**

FCC Compliance  
 This device complies with Part 15 of the FCC Rules. Operation is subject to the following two conditions:  
 (1) this device may not cause harmful interference, and (2) this device must withstand any interference received, including interference that may cause undesired operation.



7