

USER MANUAL

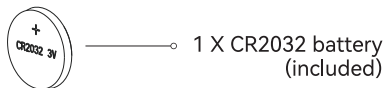
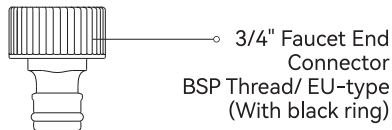
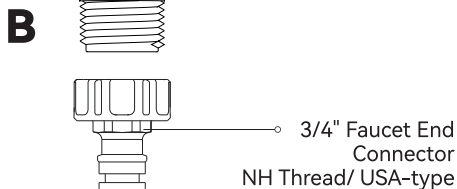
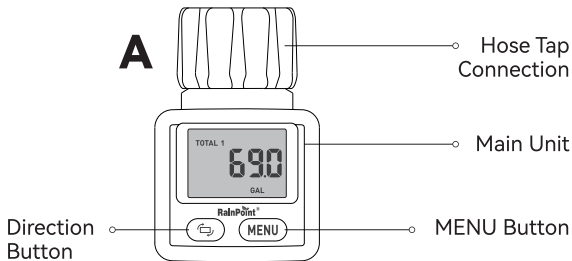
Flip Water Flow Meter

Model No. ICS018



Save the user manual for future reference.
If you have any questions, please contact us to get support.

1. Product Overview



2. Specification

Working Pressure	0.5-10bar (7.25-145psi)
Measuring Range	0-99999L (0-26416Gal)
Max Flow Rate	0.13-12GAL/Min (0.5-45.5L/Min)
Power Supply	1*CR2032 battery
Waterproof Range	IP54
Accuracy	±3%
Working Temperature	41°F-104°F (5°C-40°C)

3. Feature


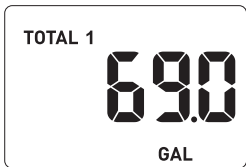
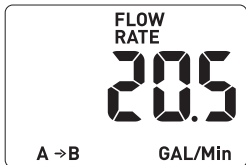
- Low power indication
- Checking last water usage
- Checking real-time flow rate
- Flip screen
- Automatic off save power
- Water flow unit switchable L/Gal

4. Function

4.1 Measuring Mode

This water flow meter has 4 modes:

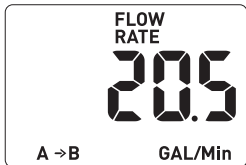
FLOW RATE 、 LAST、 TOTAL 1、 TOTAL 2。



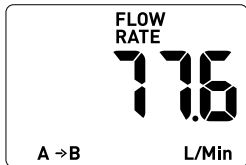
- **FLOW RATE:** Real-time water flow rate
- **LAST:** Last time water usage
- **TOTAL 1:** Total water usage from last zeroed (water flow direction **A → B**)
- **TOTAL 2:** Total water usage from last zeroed (water flow direction **A ← B**)

4.2 Unit Switch

Long press "**MENU**" button to switch flow rate unit from GAL/Min or L/Min, and the water unit will also switch from GAL or L.



GAL/Min




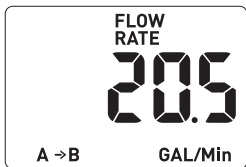
L/Min

NOTE: Flow rate unit can only be changed under flow rate mode.

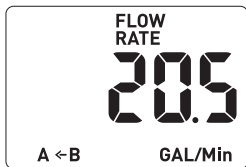
4.3 Screen Flip and Water Flow Direction Switch

Short press  button to flip the screen.

Long press  button to switch water flow direction.



Default direction



Flip direction

4.4 Special Function

Low battery indication: When the  symbol shows on the screen, please change a new battery.

Zeroed data: Long press "MENU" button to zeroed the TOTAL 1, TOTAL 2, LAST data.

Energy saving: If the device is not used for more than 1 minute, the screen will automatically off.

5. Troubleshooting

Problem	Possible Factor	Solution
Water Leakage	The connecting part of the screw is not tightened.	Screw the joint part tightly to prevent leakage.
Not accurate	<ul style="list-style-type: none">• Check whether the flow meter is installed correctly.• Whether the flow meter has water leakage.• Whether the device is blocked by debris.	<ul style="list-style-type: none">• The flow meter is installed correctly.• Check whether the flow meter leaks, if there is water leakage, please seek customer service help.• Clean the filter regularly.
Screen doesn't display	Out of battery.	<ul style="list-style-type: none">• Replace the CR2032 battery.• Avoid direct sunlight and observe if the battery is too low.

6. Precautions

1. Remove and immediately recycle or dispose of used batteries according to local regulations and keep away from children. Do NOT dispose of batteries in household trash or incinerate.
2. Even used batteries may cause severe injury or death.
3. Call a local poison control center for treatment information.
4. The compatible battery type (e.g., LR44, CR2032).
5. The nominal battery voltage
6. Non-rechargeable batteries are not to be recharged.
7. Do not force discharge, recharge, disassemble, heat above or incinerate. Doing so may result in injury due to venting, leakage or explosion resulting in chemical burns.
8. Ensure the batteries are installed correctly according to polarity (+ and -).
9. Do not mix old and new batteries, different brands or types of batteries, such as alkaline, carbon-zinc, or rechargeable batteries.
10. Remove and immediately recycle or dispose of batteries from equipment not used for an extended period of time according to local regulations.
11. Always completely secure the battery compartment. If the battery compartment does not close securely, stop using the product, remove the batteries, and keep them away from children.

7. Warranty Policy

RainPoint provides a 1-year limited warranty on this product against manufacturing defects in materials and workmanship.

8. Customer Support

If you find it difficult to set up and want to watch the setting tutorial video, please subscribe to our channel: **RainPoint on YouTube**.

If the user manual don't have what you're looking for, and you need some helps, please prepare the LOT NO. of your device and contact us before returning the RainPoint to the store.

LOT NO.: XXXXXX (on the back of the meter)



Made in China



Points de collecte sur www.quefaire-demedesdechets.fr
Privilégier la réparation ou le don de votre appareil !

⚠ WARNING

- **INGESTION HAZARD:** This product contains a button cell or coin battery.
- **DEATH** or serious injury can occur if ingested.
- A swallowed button cell or coin battery can cause **Internal Chemical Burns** in as little as **2 hours**.
- **KEEP** new and used batteries **OUT OF REACH OF CHILDREN**.
- **Seek immediate medical attention** if a battery is suspected to be swallowed or inserted inside any part of the body.



Need Help ?

Scan the QR code for more help.

or Email:

support@rainpointonline.com