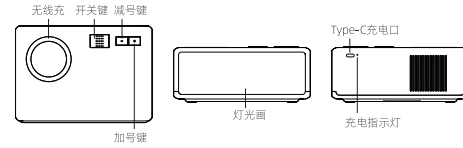


## X30 画集系列蓝牙音箱

使用前请仔细阅读说明书, 并妥善保管以便日后参考  
PLEASE READ THE MANUAL CAREFULLY BEFORE USE  
AND KEEP IT FOR FUTURE REFERENCE

### 外观描述



### 功能说明

#### 开关机:

长按开关键开机/关机。

#### 上一曲/下一曲:

单击加号键下一曲, 单击减号键上一曲。

#### 音量调节:

长按加号键音量加, 长按减号键音量减。

#### 模式切换:

单击开关键切换蓝牙模式/白噪音模式。

#### 蓝牙配对:

开启设备后进入蓝牙模式, 打开手机蓝牙搜索, 单击蓝牙配对名: Round-X30, 点击即可连接。

#### 灯画开关:

双击开关键打开/关闭灯画灯光

#### 灯画亮度调节:

双击加号键任意键听到“滴”声后进入灯画亮度调节模式, 长按加号键调亮灯光, 长按减号键调暗灯光(再次手动双击加号键任意键听见“滴滴”声后或十秒后自动退出灯光调节模式)。

#### 无线充电功能:

无线充采用直供电自启动模式, 工作时需要Type-C口外接适配器, 建议适配器功率不小于15W。

### 安全指引

本产品在使用前请仔细阅读说明, 并保存好以便之后参考。

- 远离热能, 远离明火、太阳暴晒。
- 不要用尖锐物品和金属插入产品内部, 避免短路。
- 此产品不得自行修理, 需专业人员或返厂维修。
- 如产品过热或损坏, 坠入液体中, 请停止使用。
- 消费者若使用电源适配器供电, 则应购买配套使用获得CCC认证并满足标准要求电源适配器。

### 产品参数

产品名称: 画集系列蓝牙音箱  
产品型号: Round-X30  
无线传输距离: 10M  
产品尺寸: 165x117x67mm  
输入参数: 5V=1A  
扬声器:  $\varnothing$  45mm 4Q-5W  
执行标准: GB 4943.1-2022  
蓝牙版本: 5.3  
产品重量: 约500g  
音频输入: 蓝牙  
输出功率: 5W  
无线充功率: 15W (MAX)  
电池容量: 18650锂离子电池/1200mAh  
制造商: 深圳市四舍五入科技有限公司

### 内部电池护理

- 产品使用前先充电, 充满电即可用。
- 不要充电过久, 一般充电2-3小时, 不要充电过饱会影响电池使用的循环次数。
- 如果长时间不使用产品, 满电的电量可能会有些流失。
- 充电时请使用标准5V直流适配器, 使用其他类型的适配器可能会损坏或破坏产品。
- 当音响充电时候, 指示灯亮红灯, 充满时亮蓝灯。
- 根据说明书上的指导来充电使用。

### 包装配件

画集系列蓝牙音箱主体\*1  
说明书\*1  
音频线\*1  
Type-C 充电线\*1  
合格证\*1

以下情况恕不免费维修

本公司的产品实行一年内保修时效。

属于以下情况的设备故障或损坏, 不在有限保修之列, 本公司不承担免费保修义务:

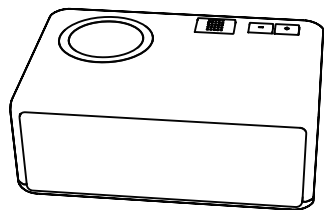
- 1, 设备部件已经超出了保修期;
- 2, 客户未按说明书要求, 错误按照、保管及使用而造成的设备故障或损坏;
- 3, 由非本公司授权机构, 人员拆卸而造成的设备故障或损坏;
- 4, 因故意或人为原因 (包括操作失误、刮伤、碰撞、输入不合适的电压或电流等) 导致的设备故障或损坏; 因自然灾害等不可抗力原因造成的产品故障或损坏。

### Round-X30画集系列蓝牙音箱维修卡

产品型号		生产日期	
用户姓名	电话	机身编号	
用户地址	省市(县)	邮编	
购买商品	购买日期	年月日	

注: 请顾客清楚故障现象, 发生故障时间, 环境及发生故障时本机的工作状态

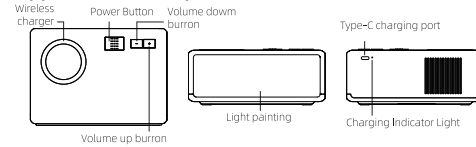
详细故障	日期	故障现象	处理方法	维修人员签字



## X30 Anthology Bluetooth Speaker

使用前请仔细阅读说明书, 并妥善保管以便日后参考  
PLEASE READ THE MANUAL CAREFULLY BEFORE USE  
AND KEEP IT FOR FUTURE REFERENCE

### Appearance description



### Feature description

#### Power on/Off:

Long-press the power button to turn the device on/off.

#### Last/Next song:

Single click the plus key for next track, single click the minus key for previous track.

#### Volume adjustment:

Press and hold the plus key to increase the volume, press and hold the minus key to decrease the volume.

#### Mode switching:

Click the power button to switch between Bluetooth mode and white noise mode.

#### Bluetooth pairing:

Turn on the device and enter Bluetooth mode, then open Bluetooth Search in the phone, click the bluetooth pairing name: Round-X30 to realize connection.

#### Light switch:

Double-click the power switch to turn the lamp painting light on/off.

#### Lamp brightness adjustment:

Double-click either the plus or minus button, and upon hearing a "beep" sound, enter the light picture brightness adjustment mode. Press and hold the plus button to brighten the light, or press and hold the minus button to dim the light. (Double-click either the plus or minus button again manually, upon hearing a "beep-beep" sound, or after ten seconds with no operation, the system will automatically exit the brightness adjustment mode.)

#### Wireless Charging Function:

The wireless charger adopts a direct power supply and self-starting mode. During operation, an adapter must be connected to the Type-C port. It is recommended to use an adapter with a power rating of at least 15W.

### Safety Guidelines

Please read this product carefully before use and keep it for future reference.

- Keep away from heat, fire and sun exposure.
- Do not insert sharp objects and metal into this product to avoid short circuit.
- This product could not be repaired by itself, but should be repaired by professionals or returned to the factory.
- If this product is overheated or damaged and falls into the liquid, please stop using it.
- If customers want to use the power adapter to charge with the product, it should purchase a power adapter that has obtained CCC certification and meets this standard requirements.

### Product Parameters

Product name: Anthology Bluetooth Speaker  
Product Model: Round-X30  
Bluetooth Range: 10 meters  
Product Size: 165\*117\*67mm  
Rated Input: 5V=1A  
Loudspeaker:  $\varnothing$  45mm 4Q-5W  
Executive Standard: GB 4943.1-2022  
Bluetooth Version: 5.3  
Product Weight: about 500g  
Audio Input Options: Bluetooth  
Rated Power: 5W  
Wireless charging power: 15W (MAX)  
Battery: 18650 lithium battery, 3.7V, 1800 mAh  
Manufacturer: Shenzhen Rounding Planet Technology Limited

### Internal Battery Care

- Before using, Please charge this product, and it could be used when fully charged.
- Do not charge for too long. Generally, please charge it about 2-3 hours. Do not charge too full, which will affect this cycle times of this battery.
- If this product is not used for a long time, this full load power may be lost generally.
- When charging, please use this standard 5V DC adapter. Using other types of adapters might damage or destroy this product.
- This indicator light is red when this audio is charged and blue when is fulfilled.
- Charge and use this product according to this instruction.

### Packaging Accessories

Anthology Bluetooth Speaker\* 1  
Instruction \* 1  
Audio Line \* 1  
Certificate \* 1  
Type-C charge line \* 1

The circumstances listed below are not eligible for free maintenance.

Our products are guaranteed within one year.

The failure or damage of equipment which falls within the following circumstances is not covered by the limited warranty. The Company shall not assume the duty of free warranty:

1. Equipment components have exceeded the warranty period;
2. Equipment failure or damage caused by incorrect storage and use by the customer not in accordance with the instructions;
3. Equipment failure or damage caused by disassembly of non-authorized organizations and personnel of the company;
4. Equipment failure or damage caused by intentional or artificial factors (including operation errors, scratches, bumping, improper voltage or current input and the like); failure or damage of products due to force majeure such as natural disasters.

### Round-X30 Anthology Bluetooth Speaker Warranty Card

Product Model		Date of production	
User Name	Tel	Fuse/Label No.	
User Address	City (County), Province	Zip code	
Commodity purchased	Date of purchase	Year	Month

Note: Please make sure the failure phenomenon, the time and the environment of that unit (including state of the machine when the failure occurs)

Related troubleshooting	Date	Failure phenomenon	Processing method	Signature of maintainers