尺寸：90x145mm
材质：157G双铜，正反面 单色印刷，虚线为折线

正 90mm

145mm

Bluetooth Hands-free Button User Manual

The Bluetooth Hands-free Button puts media control and Hands-free calling at your fingertips with a single press of a button. Attach the button to your steering wheel or dashboard to safely and conveniently control the functions even when your smartphone is out of reach. Answer/Hang up, play/pause, forward/backtrack, and adjust volume even while your phone is in your pocket, purse, plugged into the wall, or elsewhere up to 40 feet away!

Compatibility

Apple iOS devices supporting Bluetooth 3.0 and later;
Android devices that support OS 4.0 or later.

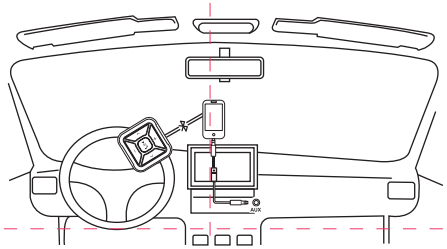

Use the included mount to attach the BT Button to your steering wheel or onto bicycle handlebars, allowing you to keep your eyes on the road and your hands on the wheel. You can plug the Microphone Audio cable into your Car stereo for hands-free talking.

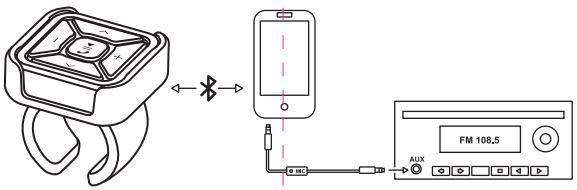

Bluetooth Connection

1. Make sure your phone or tablet Bluetooth is "On".
2. Check for "BT009" on the list of detected devices.
3. Select "BT009" and wait for the pop up menu.
4. Tap the "Pair" button on the pop up menu.

Hands-free Calling

When there is an incoming call, you can connect your phone or tablet to the car stereo with Microphone Audio cable, then press key to answer or hang up the call when driving.

反

Using Multimedia Functions

1- Open native audio or video apps.
2- To play/pause.
3- Adjust volume and skip tracks.

Specifications:

Bluetooth Version	V5.0
Working Time	≥10 days
Charging Time	≤2 Hours
Operating distance	≤10M
Battery	200mAH
Working Temperature	-10-55°C
Weight	17g
Dimensions	3.8*3.8*1.7cm

Troubleshooting:

1.Re-pair after disconnection
a.When Bluetooth disconnect, simply long press key and a Green LED will start to blink.This showsthe re-connection between your phone and the Button.
2. Unable to control button
a.Manually press"play"in the media app you wish to use,then retry thebutton functions.
b.Try deleting and re-pairing the button, as described above.
3. Unable to pair
a.Check the Bluetooth Button is switched on not disconnect.

Accessories:

- Bluetooth Hands-free Button
- Bracket
- 3M Sticker(White side paste on car)
- USB-C Cable
- User Manual

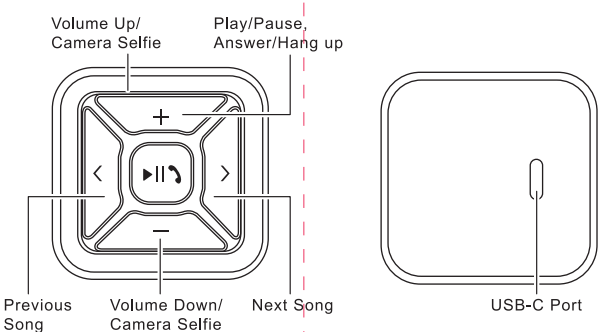

Federal Communications Commission (FCC) Statement.

This device complies with part 15 of the FCC Rules. Operation is subject to the following two conditions:

(1) This device may not cause harmful interference, and

(2) this device must accept any interference received, including interference that may cause undesired operation.

Note: This equipment has been tested and found to comply with the limits for a Class B digital device, pursuant to part 15 of the FCC Rules. These limits are designed to provide Reasonable protection against harmful interference in a residential installation. This equipment generates, uses and can radiate radio frequency energy and, if not installed and used in accordance with the instructions, may cause harmful interference to radio communications. However, there is no guarantee that interference will not occur in a particular installation. If this equipment does cause harmful interference to radio or television reception, which can be determined by turning the equipment off and on, the user is encouraged to try to correct the interference by one or more of the following measures:

•Reorient or relocate the receiving antenna.

•Increase the separation between the equipment and receiver.

•Connect the equipment into an outlet on a circuit different from that to which the receiver is connected.

•Consult the dealer or an experienced radio/TV technician for help.

Warning: Changes or modifications not expressly approved by the party responsible for compliance could void the user's authority to operate the equipment.

Note: The manufacturer is not responsible for any radio or TV interference caused by unauthorized modifications to this equipment. Such modifications could void the user’s authority to operate the equipment.

RF exposure statement:

This device complies with FCC RF radiation exposure limits set forth for an uncontrolled environment. The device is installed and operated without restriction.